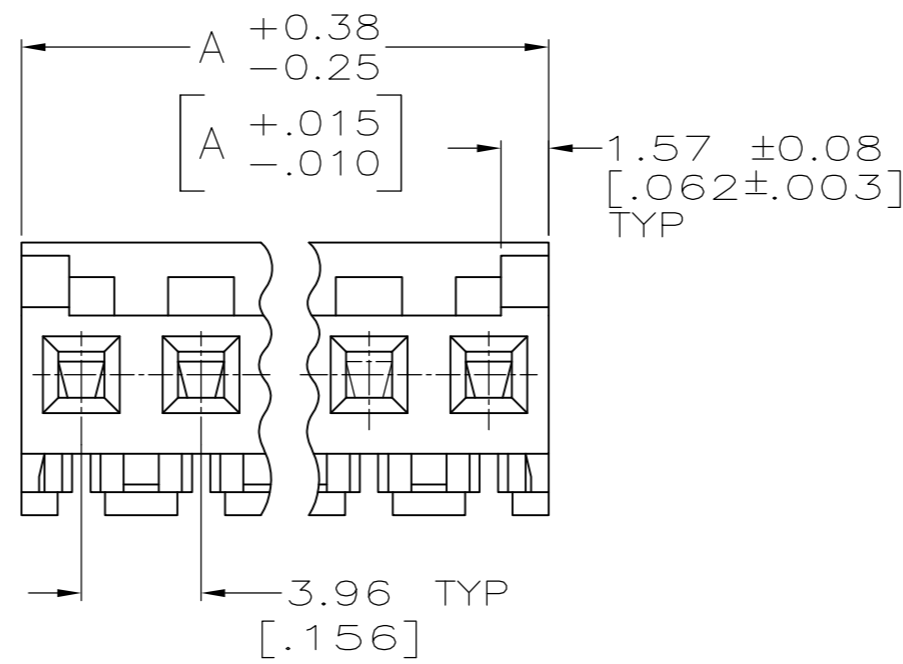
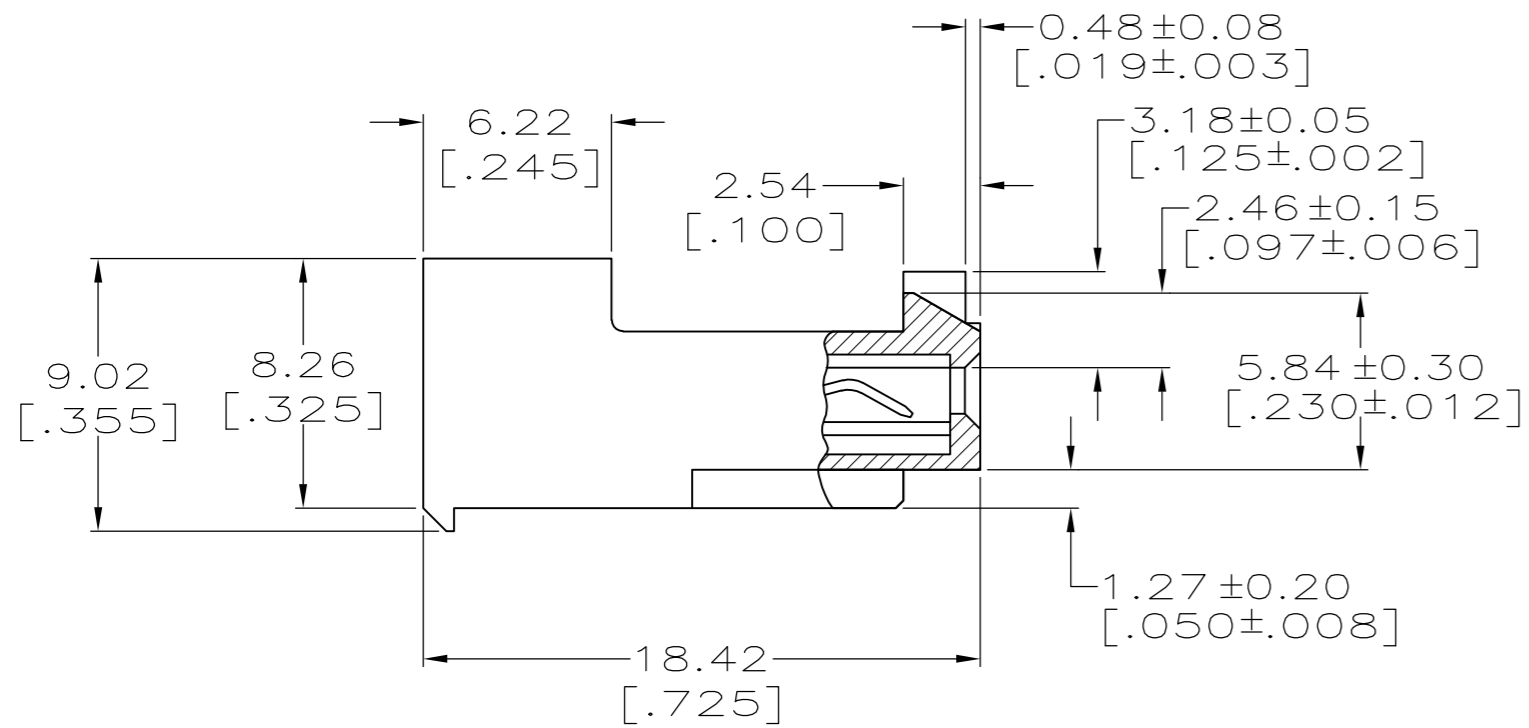
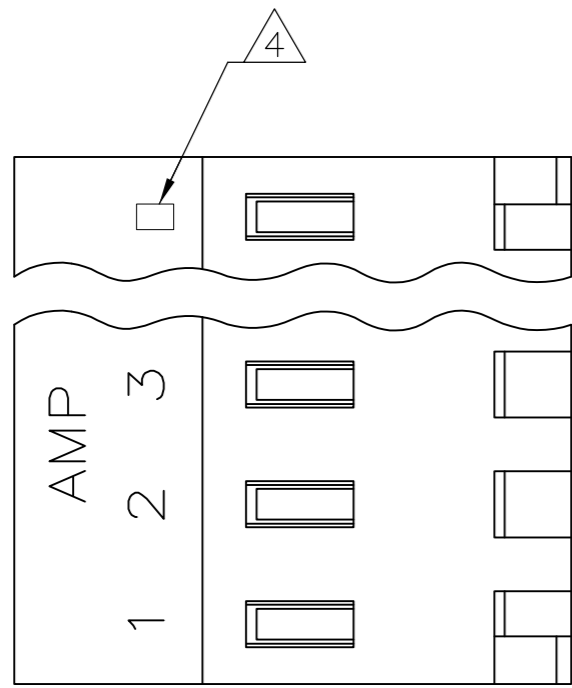


THIS DRAWING IS UNPUBLISHED. RELEASED FOR PUBLICATION  
 © COPYRIGHT - By - TE CONNECTIVITY ALL RIGHTS RESERVED.

LOC	DIST	REVISIONS					
CM	0	P	LTR	DESCRIPTION	DATE	DWN	APVD
		J2		REVISED PER ECR-15-006687	26OCT2015	NK	NL



1 MATERIAL:  
 CONNECTOR - NYLON UL94V-2 (ORANGE).  
 CONTACTS - 0.30 [.012] THICK COPPER ALLOY.  
 PLATING - 0.00076 [.000030] GOLD THK OR 0.00008 [.000003] MIN THK GOLD FLASH OVER 0.00068 [.000027] THK PALLADIUM NICKEL, PER TE CONNECTIVITY'S DISCRETION. IN CONTACT AREA.  
 0.00203 [.000080] MIN THICKNESS MATTE TIN IN SLOT AREA FOR 641148-2 THRU 2-641148-4 OR MATTE WHISKER MITIGATED TIN IN SLOT AREA FOR 3-641148-2 THRU 5-641148-4 OVER NICKEL UNDERPLATE.

2 CONTACTS ACCEPT 18 AWG WIRE WITH 2.41 [.095] MAX INSULATION DIAMETER.

3 CONTACTS MUST ACCEPT 1.14 ± 0.03 [.045 ± .001] SQUARE POST AND REMAIN LOCKED IN POSITION.

4 IDENTIFICATION NUMBER FOR LAST CIRCUIT MAY NOT APPEAR ON ALL ASSEMBLIES.

5 DIMENSIONS IN BRACKETS ARE IN INCHES.

6 HOUSING FEATURES ARE: CLOSED END WITH LOCKING RAMP AND POLARIZING TAB.

7 NOTE DELETED

8 NOTE DELETED.

9 OBSOLETE PARTS: OBSOLETE CIS STREAMLINING PER D.RENAUD/D.SINISI

CONTACT FINISH	DIM A	NO. OF CIRCUITS	PART NO.	
TIN	47.55 [1.872]	12	4-644284-2	
TIN	43.59 [1.716]	11	4-644284-1	
TIN	39.62 [1.560]	10	4-644284-0	
TIN	35.66 [1.404]	9	3-644284-9	
TIN	31.70 [1.248]	8	3-644284-8	
TIN	27.74 [1.092]	7	3-644284-7	
TIN	23.77 [.936]	6	3-644284-6	
TIN	19.81 [.780]	5	3-644284-5	
TIN	15.85 [.624]	4	3-644284-4	
TIN	11.89 [.468]	3	3-644284-3	
TIN	7.92 [.312]	2	3-644284-2	
OBSOLETE	TIN	47.55 [1.872]	12	<del>4-644284-2</del>
SUPERSEDED	TIN-LEAD	43.59 [1.716]	11	<del>4-644284-1</del>
SUPERSEDED	TIN-LEAD	39.62 [1.560]	10	<del>4-644284-0</del>
OBSOLETE	TIN	35.66 [1.404]	9	<del>3-644284-9</del>
SUPERSEDED	TIN-LEAD	31.70 [1.248]	8	<del>3-644284-8</del>
SUPERSEDED	TIN-LEAD	27.74 [1.092]	7	<del>3-644284-7</del>
OBSOLETE	TIN	23.77 [.936]	6	<del>3-644284-6</del>
OBSOLETE	TIN	19.81 [.780]	5	<del>3-644284-5</del>
SUPERSEDED	TIN-LEAD	15.85 [.624]	4	<del>3-644284-4</del>
OBSOLETE	TIN	11.89 [.468]	3	<del>3-644284-3</del>
OBSOLETE	TIN	7.92 [.312]	2	<del>3-644284-2</del>

THIS DRAWING IS A CONTROLLED DOCUMENT.		DWN B. LEWIS 2-12-91	TE Connectivity	
DIMENSIONS: mm [INCHES]		CHK R. SWING 2-12-91	MTA 156 CONNECTOR ASSEMBLY, 18 AWG, STANDARD	
TOLERANCES UNLESS OTHERWISE SPECIFIED:		APVD -	NAME	
0 PLC ± -		PRODUCT SPEC 108-1051	SIZE	
1 PLC ± -		APPLICATION SPEC 114-1020	CAGE CODE	
2 PLC ± -		WEIGHT -	DRAWING NO	
3 PLC ± 0.13 [.005]		CUSTOMER DRAWING	RESTRICTED TO	
4 PLC ± -		SCALE 4:1	SHEET 1 of 1	
ANGLES ± -		REV J2		
FINISH -				