

SMT Half Pitch DIP
Switch–Auto
Placeable

Features

Optimized Mechanical Features


- Gull-wing and "J" bend terminal configurations
- Low profile actuators prevent accidental actuation
- SPST configuration available

Optimized Contact System

- Redundant, wiping contact
- Contactor does not deflect during actuation
- 0.6 mm/.024" actuator travel

Materials

- Gold plated beryllium copper contacts
- Gold flash coated terminals
- High temperature materials (UL94V-0)
- RoHS Compliant
- Optional top tape seal for board spray washing



Electrical and Mechanical Specifications

Switch Function

SPST - 2, 4, 6, 8, 10, and 12 positions

Switch Contact Resistance

100 milliohms maximum initial

100 milliohms maximum at end of life

Insulation Resistance

100 megohms minimum between insulated terminals

Dielectric Strength

350 VAC for 1 minute between adjacent switches

Nonswitching Rating

100 mA or 50 VDC maximum

Switch Capacitance

10 pF maximum between adjacent closed switches

Operating Temperature

- 55°C to +85°C

Actuation Life

1,000 cycles switching 25 mA @ 24 VDC

Coplanarity

Coplanarity of 0.1mm/.004" maximum

Allowable Solder Time

Up to 60 seconds at 260°C

Vibration

Per MIL-STD-202G, method 204D, condition B (.06" or 15G's between 10 HZ to 2 KHz) with no contact inconsistencies greater than 1 microsecond.

Shock

Per MIL-STD-202G, method 213B, condition A (50G's) with no contact inconsistencies greater than 1 microsecond.

Sealing

Standard bottom seal

Optional top tape seal for board spray washing

Marking

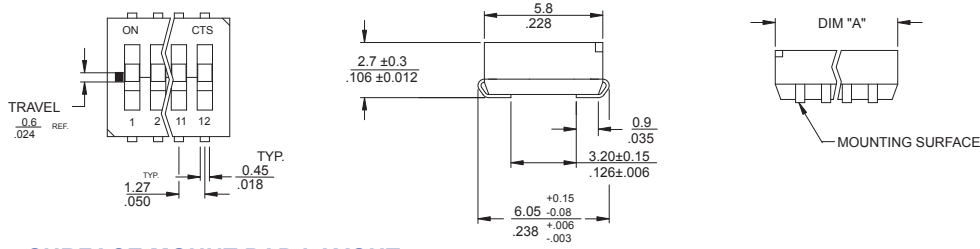
Special marking available-consult CTS

Packaging

Standard : Anti-static tube packaging

Optional : Tape and reel packaging

CTS SERIES 218LPJ - "J" Bend Terminal



SURFACE MOUNT PAD LAYOUT

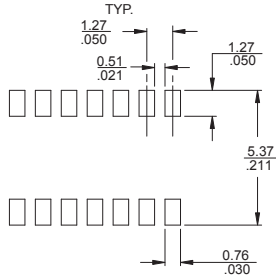
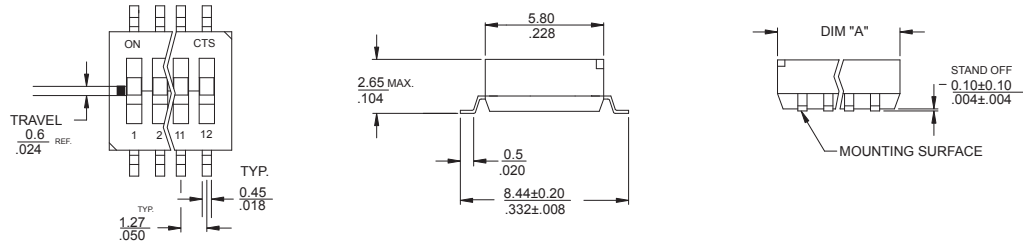


TABLE 1

NO. OF SWITCH POSITIONS	"A" OVERALL DIMENSIONS
2	3.71/.146
4	6.25/.246
6	8.79/.346
8	11.33/.446
10	13.87/.546
12	16.41/.646

CTS SERIES 218LP - Gull Wing Terminal



SURFACE MOUNT PAD LAYOUT

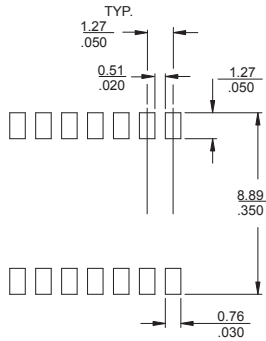
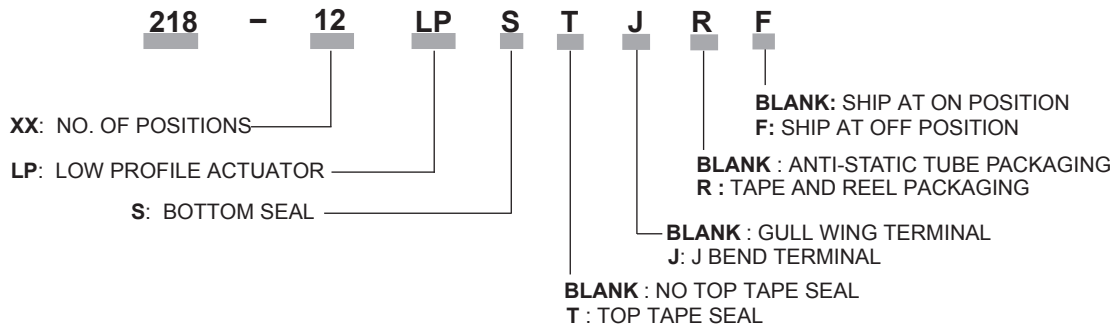


TABLE 2

NO. OF SWITCH POSITIONS	"A" OVERALL DIMENSIONS
2	3.71/.146
4	6.25/.246
6	8.79/.346
8	11.33/.446
10	13.87/.546
12	16.41/.646

DIMENSION: $\frac{\text{mm}}{\text{inch}}$

Ordering Information



Mouser Electronics

Authorized Distributor

Click to View Pricing, Inventory, Delivery & Lifecycle Information:

CTS:

[218-12LPST](#) [218-4LPSTR](#) [218-6LPSTR](#) [218-6LPSTJ](#) [218-8LPSTR](#) [218-8LPSTJ](#) [218-10LPSTR](#) [218-10LPSTJ](#)
[218-12LPSTR](#) [218-12LPSTJ](#) [218-10LPST](#) [218-2LPST](#) [218-2LPSTJ](#) [218-2LPSTR](#) [218-4LPST](#) [218-6LPST](#) [218-](#)
[8LPST](#) [218-4LPSJF](#) [218-6LPSTJRF](#) [218-4LPSTJR](#) [218-4LPSTJ](#) [218-2LPSTF](#) [218-4LPSTRF](#) [218-6LPS](#) [218-](#)
[4LPSJRF](#) [218-4LPS](#) [218-8LPS](#) [218-2LPS](#) [218-4LPSJ](#) [218-4LPSTF](#) [218-6LPSTRF](#) [218-2LPSTRF](#) [218-8LPSTRF](#)
[218-06LPSTJF](#) [218-2LPSTJRF](#)