

THIS DRAWING IS UNPUBLISHED. RELEASED FOR PUBLICATION
 © COPYRIGHT - By - ALL RIGHTS RESERVED.

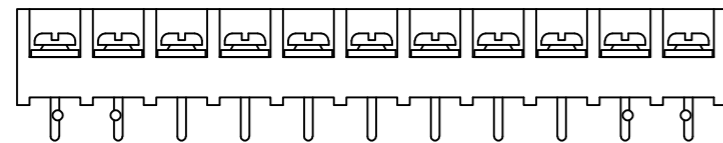
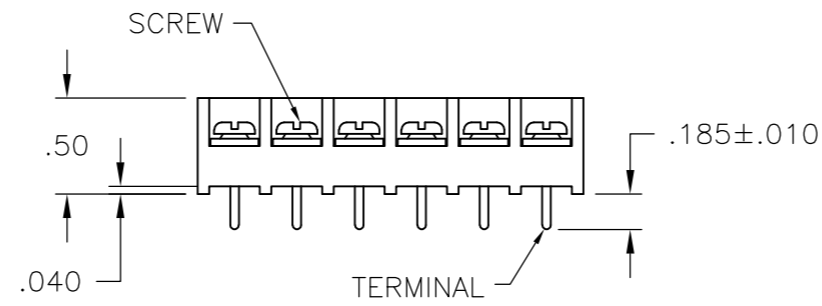
| LOC | DIST | REVISIONS | | | | | |
|-----|------|-----------|-----|----------------------|-----------|-----|------|
| | | P | LTR | DESCRIPTION | DATE | DWN | APVD |
| FT | 0 | L4 | | WIRE SIZE CORRECTION | 05MAR2015 | CR | PS |

MATERIALS:
 HOUSING: POLYAMIDE, UL94V-0
 TERMINALS: COPPER ALLOY, TIN PLATED
 SCREWS: STEEL, ZINC PLATED, EXCEPT WHERE NOTED.

ELECTRICAL:
 RATING: 20A, 150V(300V LIMITED RATING)
 UL & CSA.

MECHANICAL:
 WIRE RANGE: 12 AWG - 22 AWG
 MAXIMUM TIGHTENING TORQUE: 7 IN-LBS.

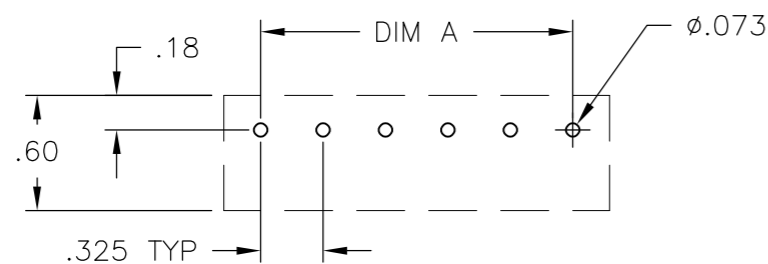
- 1 SCREWS ARE ALL BOTTOMED, NO RUNNING TORQUE.
- 2 PERMANENT WHITE LETTERING.
- 3 SCREWS ARE NICKEL PLATED BRASS.
- 4 PRELIMINARY PART NUMBER.
- 5 PCB RETENTION FEATURE.
- 6 OBSOLETE PARTS: OBSOLETE CIS STREAMLINING PER D.RENAUD/D.SINISI



2-796607-1



4-1437649-0



RECOMMENDED HOLE LAYOUT
 TOLERANCE ±.002, UNLESS OTHERWISE SPECIFIED

| DIM. A | NO. OF POS. | CATALOG NUMBER | TE PART NO. |
|--------|-------------|----------------|------------------------|
| 9.425 | 30 | 4PCV-30-006 | 1-1546158-3 |
| 9.100 | 29 | 4PCV-29-006 | 1-796607-5 |
| 8.775 | 28 | 4PCV-28-006 | 1-796607-4 |
| 8.450 | 27 | 4PCV-27-006 | 1-1546158-2 |
| 8.125 | 26 | 4PCV-26-006 | 1-796607-3 |
| 7.800 | 25 | 4PCV-25-006 | 1-1546158-1 |
| 7.475 | 24 | 4PCV-24-501 | 4-1437649-0 |
| 7.475 | 24 | 4PCV-24-006 | 3-1437649-9 |
| 7.150 | 23 | 4PCV-23-006 | 1-1546158-0 |
| 6.825 | 22 | 4PCV-22-006 | 3-1437649-6 |
| 6.500 | 21 | 4PCV-21-006 | 1-796607-2 |
| 6.175 | 20 | 4PCV-20-006 | 3-1437649-4 |
| 5.850 | 19 | 4PCV-19-006 | 1546158-9 |
| 5.525 | 18 | 4PCV-18-006 | 2-1437649-9 |
| 5.200 | 17 | 4PCV-17-006 | 2-1437649-7 |
| 4.875 | 16 | 4PCV-16-006 | 2-1437649-5 |
| 4.550 | 15 | 4PCV-15-006 | 1546158-6 |
| 4.225 | 14 | 4PCV-14-006 | 2-1437649-0 |
| 3.900 | 13 | 4PCV-13-006 | 1-1437649-7 |
| 3.575 | 12 | 4PCV-12-006 | 1-1437649-5 |
| 3.250 | 11 | 4PCV-11-525 | 2-796607-2 |
| 3.250 | 11 | 4PCV-11-524 | 2-796607-1 |
| 3.250 | 11 | 4PCV-11-006 | 1-1437649-2 |
| 2.925 | 10 | 4PCV-10-392 | 1-1546119-1 |
| 2.925 | 10 | 4PCV-10-006 | 1437649-5 |
| 2.600 | 9 | 4PCV-09-006 | 1437649-1 |
| 2.275 | 8 | 4PCV-08-495 | 9-1437648-7 |
| 2.275 | 8 | 4PCV-08-006 | 9-1437648-1 |
| 1.950 | 7 | 4PCV-07-524 | 2-796607-0 |
| 1.950 | 7 | 4PCV-07-006 | 8-1437648-6 |
| 1.625 | 6 | 4PCV-06-523 | 1-796607-9 |
| 1.625 | 6 | 4PCV-06-513 | 796607-9 |
| 1.625 | 6 | 4PCV-06-391 | 3-1437650-2 |
| 1.625 | 6 | 4PCV-06-006 | 8-1437648-0 |
| 1.300 | 5 | 4PCV-05-520 | 1-796607-6 |
| 1.300 | 5 | 4PCV-05-397 | 796607-1 |
| 1.300 | 5 | 4PCV-05-006 | 7-1437648-4 |
| .975 | 4 | 4PCV-04-522 | 1-796607-8 |
| .975 | 4 | 4PCV-04-512 | 796607-8 |
| .975 | 4 | 4PCV-04-006 | 6-1437648-7 |
| .650 | 3 | 4PCV-03-521 | 1-796607-7 |
| .650 | 3 | 4PCV-03-515 | 1-796607-1 |
| .650 | 3 | 4PCV-03-006 | 6-1437648-1 |
| .325 | 2 | 4PCV-02-514 | 1-796607-0 |
| .325 | 2 | 4PCV-02-511 | 796607-7 |
| .325 | 2 | 4PCV-02-006 | 5-1437648-7 |

THIS DRAWING IS A CONTROLLED DOCUMENT.

| | | |
|------|-------------|---------|
| DWN | S. SCHLEGEL | 27JUN02 |
| CHK | S. YODER | 7/9/02 |
| APVD | S. YODER | 7/9/02 |

TE Connectivity

NAME: 4PCV-XX-006 ASSEMBLY

| | | | |
|------|-----------|-------------|---------------|
| SIZE | CAGE CODE | DRAWING NO | RESTRICTED TO |
| A2 | 00779 | 5-1437648-7 | - |

CUSTOMER DRAWING

SCALE: NTS SHEET: 1 of 1 REV: L4

Mouser Electronics

Authorized Distributor

Click to View Pricing, Inventory, Delivery & Lifecycle Information:

[TE Connectivity:](#)

[4PCV-05-006](#)