


# FPCAP Functional Polymer Aluminum Solid Electrolytic Capacitors

## NE series

Ultra Low ESR	Ultra Large Capacitance
Lead free	RoHS Compliance

**NEW**



### Features

By using Functional Polymer cathode, Frequency & Temp. characteristics are greatly improved.

- Low ESR at a high frequency range.
- High ripple current capability.
- Long life and high reliability.

### Applications

- Switching Power Supply and DC/DC Converter.
- Buck up Power Supplies of CPU(VRM etc.)
- Miniature high Power Supply.

### Environmental Correspondence

- Any environmental hazardous substances are not used.
- The lead free of terminal plating (Sn 100%)

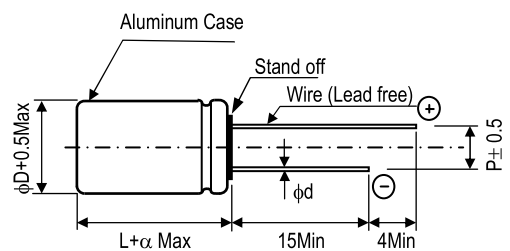
### Specifications

Items	Characteristics	
	NE	
Operating Temp. Range	-55 to +105°C	
Rated Voltage Range	2.5 to 16V <sub>DC</sub>	
Capacitance Range	100 to 1200μF	
Capacitance Tolerance	± 20% (M)	
Endurance	Condition	105°C 2000Hrs at rated voltage
	Capacitance	Within ± 20% of the value before test
	Leakage Current	Not to exceed the value specified
	tan δ	Not to exceed 150% of the value specified
Failure Rate	0.1% / 1000Hrs. Max (60%CL)	

### Size List

		[φD×L]			
R.V(S.V.) Cap. [μF]	[V]	2.5 (2.8)	6.3 (7.2)	10 (11.5)	16 (18.4)
100					5×10
220				6.3×10	
470					8×11.5
680	8×6				
1200		8×9			

### Dimensions



[Unit : mm]

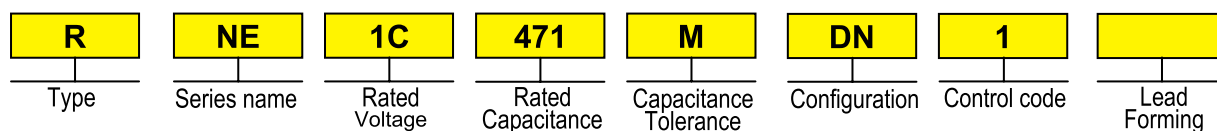
φD×L	φd	P	α
5×10	0.5	2.0	1.0
6.3×10	0.5	2.5	1.0
8×6	0.6	3.5	1.0
8×9	0.6	3.5	1.0
8×11.5	0.6	3.5	1.5

## ● Part number & Specifications

Rated Voltage (V)	Rated Capacitance ( $\mu$ F, 120Hz)	Part Number		Leakage Current * ( $\mu$ A, 2 min)	tan $\delta$ (120Hz)	ESR (m $\Omega$ , 100kHz)	Rated Ripple Current (mA, r.m.s.)	Case Size $\phi$ D $\times$ L(mm)
		NICHICON	FPCAP					
2.5	680	RNE0E681MDN1□□	FP-2R5RE681M-NE□□	500	0.10	8	4900	8 × 6
6.3	1200	RNE0J122MDN1□□	FP-6R3RE122M-NE□□	1512	0.08	10	5700	8 × 9
10	220	RNE1A221MDS1□□	FP-010RE221M-NE□□	440	0.08	30	2500	6.3 × 10
16	100	RNE1C101MDS1□□	FP-016RE101M-NE□□	320	0.08	35	2300	5 × 10
	470	RNE1C471MDN1□□	FP-016RE471M-NE□□	1504	0.08	12	5000	8 × 11.5

\* In case of some doubt about measured values, measure after applying rated voltage for 120 minutes at 105°C.

## ● Part Number (EX) 16V, 470 $\mu$ F



CG: Cut lead (Bulk)  
 JX:  $\phi$ 6.3x10 2.5mm pitch taping  
 JT:  $\phi$ 5x10, 2.5mm pitch taping  
 KX:  $\phi$ 8, 3.5mm pitch taping  
 PX:  $\phi$ 5& $\phi$ 6.3& $\phi$ 8, 5.0mm pitch taping

# Mouser Electronics

Authorized Distributor

Click to View Pricing, Inventory, Delivery & Lifecycle Information:

## Nichicon:

[RNE0E681MDN](#) [RNE0E681MDN1PX](#) [RNE0J122MND1](#) [RNE0J122MDN1PX](#) [RNE1A221MDS](#) [RNE1A221MDS1PX](#)  
[RNE1C101MDS1PX](#) [RNE1C471MDN1](#) [RNE1C471MDN1PX](#) [RNE0J271MDS1](#) [RNE1C821MDN1](#) [RNE1A221MDS1](#)  
[RNE1C101MDS1](#) [RNE0J122MDN1](#) [RNE1C102MDN1PH](#) [RNE1C821MDN1PH](#) [RNE1C561MDNASQKX](#)  
[RNE1C561MDNASQ](#) [RNE1C561MDNASQPX](#) [RNE1C101MDS1JX](#) [RNE0E681MDN1KX](#) [RNE1C471MDN1KX](#)  
[RNE0J271MDS1JT](#) [RNE1C221MDN1](#) [RNE1C102MDNASQPH](#) [RNE1C102MDNASQ](#)