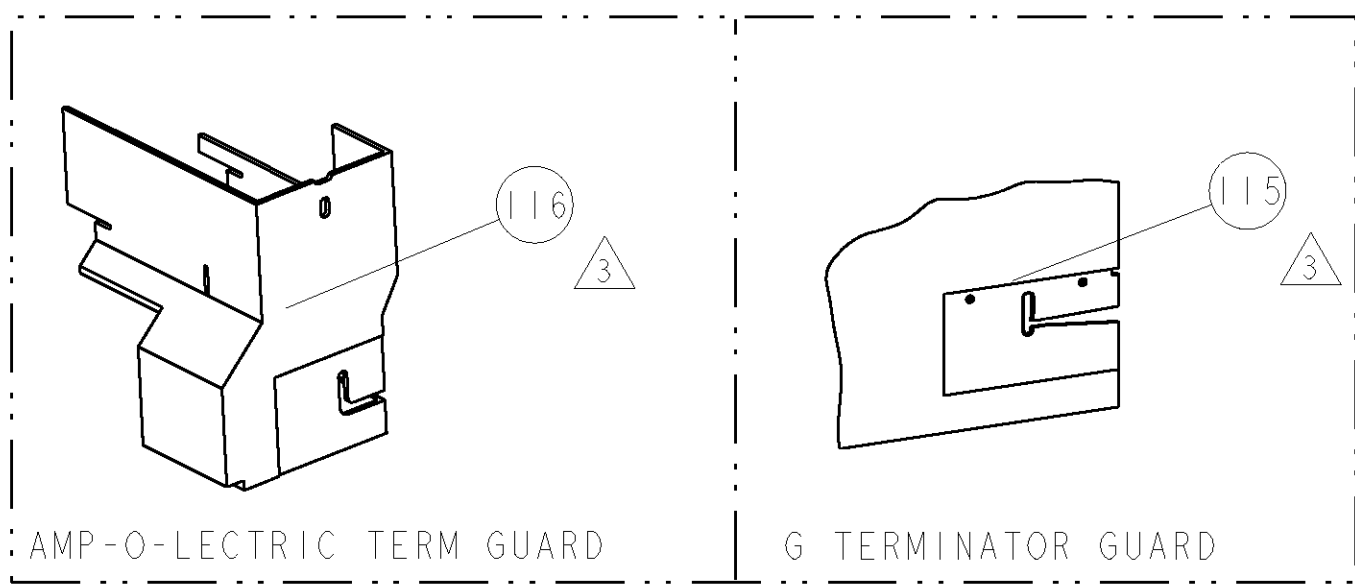
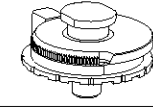


8				7			
THIS DRAWING IS UNPUBLISHED.				RELEASED FOR PUBLICATION			
COPYRIGHT 20				20			
BY TYCO ELECTRONICS CORPORATION. ALL RIGHTS RESERVED.							
PART NUMBER		REV	FIRST USED	POWER UNIT	FEED TYPE	DESCRIPTION	
1855265-1		A	122500-1	LEADMAKER	POST FEED	CUTS CARRIER	
1855265-2		A	565435-5	BENCH MODEL K	PRE FEED	CUTS CARRIER	
1855265-3		A	354500-1	BENCH MODEL G	PRE FEED	CUTS CARRIER	
1855265-6		A	122500-1	LEADMAKER	POST FEED	CONTINUOUS CARRIER	
7-1855265-7		A	-	-	-	SPARE PARTS	

- △ RECOMMENDED SPARE PARTS
- △ GREASE LIGHTLY
- △ GUARD MUST BE IN PLACE WHEN OPERATING APPLICATOR IN A BENCH MACHINE
- △ CUT TO LENGTH AT ASSEMBLY.

**\* WARNING**  
ON INSTALLATION, SET WIRE DISC TO LARGEST WIRE SIZE SETTING. USE OF SETTINGS BELOW MIN. REQUIRED CRIMP HEIGHT SETTING WILL CAUSE DAMAGE TO CRIMP TOOLING.

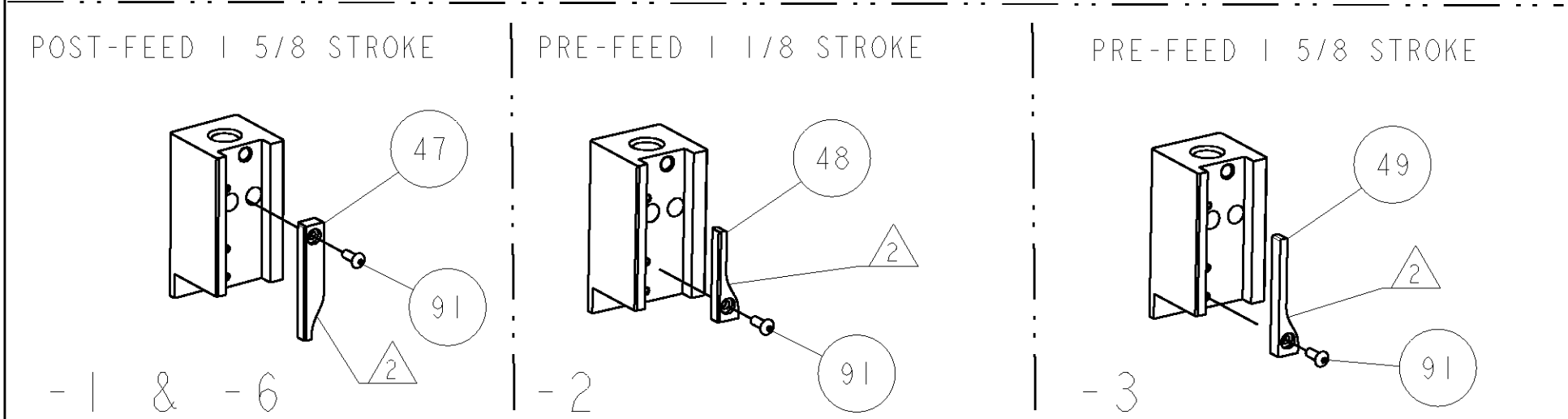


TERMINAL NAME: FEMALE 58 SERIES TERMINAL							
TYCO PN	MFR PN	PACKARD TERMINAL - TYCO CRIMP SPECS					
1949344-1	12010601					REF SETTING	
-	-	CRIMP HEIGHT		WIRE SIZE			
-	-	2.46±0.05mm[.097±.002]		(2) 2mm2		A4	
-	-	2.21±0.05mm[.087±.002]		(1) 2mm2+(1) 1mm2		C2	
-	-	1.93±0.05mm[.076±.002]		(1) 1mm2+(1) 0.8mm2		E3	
-	-	1.88±0.05mm[.074±.002]		(2) 0.8mm2		E9	
-	-	CRIMP	SIZE	TYPE	RANGE		
-	-						
-	-		WIRE	.140 [3.56mm]	F	0.8mm-2.0mm	
-	-		INSUL	.280 [7.11mm]	F	Ø.140 MAX	
WIRE STRIP LENGTH 3.56mm-4.75mm		TERM APPL SPEC NONE		FEED .600		APPLICATOR INSTRUCTIONS 408-8040	SET UP GAGE 458637-1

LOC	DIST	REVISIONS			
A	66	P	LTR	DESCRIPTION	DATE
		A		RELEASED	27APR2007

△	-	-	-	REF	-	..	455749-1	GUARD WINDOW	116
△	-	-	REF	-	-	..	679532-1	INSERT, GUARD	115
	-	1	1	1	1	-	2-189124-1	GUIDE, FRONT STRIP	96
	-	2	2	2	2	-	1-21000-5	SCR, SKT HD CAP 4-40 X .500	95
	-	1	1	1	1	-	4-21028-0	PIN, SLOTTED SPRING .094 X .750	94
	-	1	1	1	1	-	690432-3	ADJUSTMENT SCREW	93
	-	1	1	1	1	-	1-21002-7	SCR, BTN SKT HD CAP 6-32 X .375	91
	-	1	1	1	1	-	691668-1	GUARD, REAR CHIP	90
	-	1	1	1	1	-	240641-5	SPACER	81
	-	1	1	1	1	-	4088040	SF APPL INST 408-8040	72
	-	1	1	1	1	-	217238-1	GENERAL INSTRUCTION PKG	71
	-	4	4	4	4	-	21024-2	WASHER, SPRG LOCK, REG NO 4	68
	-	1	1	1	1	-	461264-5	PLATE, IDENTIFICATION	67
	-	2	2	2	2	-	21017-2	SCREW, DRIVE	66
	-	1	1	1	1	-	21009-2	SCR, SET, SELF LOCKING 1/4-20 X .250	63
	-	2	2	2	2	-	5-21006-6	SCR, SET, CUP POINT 10-32 X .750	61
	-	1	1	1	1	-	22733-8	SCR, BHSC, SELF-LOCKING, 8-32 X .375	60
	-	1	1	1	1	-	2-22603-0	SCREW, MACH, HEX HD, 8-32 x .312	59
	-	1	1	1	1	-	694433-2	FEED PAWL	56
	-	2	2	2	2	-	2-21002-2	SCR, BTN SKT HD CAP 8-32 X .500	54
△	-	2	2	2	2	-	3-21000-0	SCR, SKT HD CAP 8-32 X .875	53
	-	-	1	-	-	..	690602-6	CAM, PRE FEED, 1 5/8	49
	-	-	-	1	-	..	690602-5	CAM, PRE FEED, 1 1/8	48
	-	1	-	-	1	-	690501-4	CAM, POST FEED, 1 5/8	47
	-	1	1	1	1	-	459456-1	APPL. BASIC SUB ASSY (SIDE WISE MOCA)	46
	-	1	1	1	1	-	690191-1	PLUG,NYLON	45
	-	1	1	1	1	-	1-455673-4	RAM, SIDE FEED	44
	-	1	1	1	1	-	7-21002-9	SCR, BTN SKT HD CAP 5/16-24 X 1.00	41
	-	1	1	1	1	-	469367-4	SHIM	40
	-	1	1	1	1	-	690125-1	SHIM SUB-ASSY	39
	-	1	1	1	1	-	1-469367-1	SHIM	38
	-	1	1	1	1	-	879103-3	FINE ADJUST HEAD ASSEMBLY	37
	-	2	2	2	2	-	1-21000-3	SCR, SKT HD CAP 4-40 X .250	33
	-	1	1	1	1	-	21024-5	WASHER, SPRG LOCK, REG NO 10	32
	-	1	1	1	1	-	3-21000-4	SCR, SKT HD CAP 10-32 X .375	31
	-	1	1	1	1	-	1-844048-1	PLATE, REAR STRIP GUIDE	29
	-	2	2	2	2	-	1-22284-0	SPRING, COMPRESSION	27
	-	1	1	1	1	-	240793-1	LEVER, DRAG RELEASE	26
	-	1	1	1	1	-	240792-1	DRAG, TERMINAL	25
	-	1	1	1	1	-	690438-2	FRONT STRIP GUIDE	24
	-	1	1	1	1	-	22353-8	SCR, SHLD, SLOT HD, 3/16 DIA	23
	-	1	-	-	1	-	690472-2	STRIPPER	22
	-	1	1	1	1	-	2-21000-7	SCR, SKT HD CAP 8-32 X .500	21
	-	4	4	4	4	-	21024-4	WASHER, SPRG LOCK, REG NO 8	20
	-	-	1	1	-	-	691353-1	STRIPPER	19
	-	1	1	1	1	-	690518-4	HOLD DOWN, TERMINAL	18
	-	2	2	2	2	-	1-21000-8	SCR, SKT HD CAP 6-32 X .250	16
	-	1	1	1	1	-	690464-4	SHEAR PLATE, REAR	15
	-	1	1	1	1	-	690462-1	SHEAR HOLDER, REAR	14
	-	1	1	1	1	-	690463-2	FLOATING SHEAR, REAR	13
	-	1	1	1	1	-	3-22280-3	SPRING, COMPRESSION	12
	-	1	1	1	1	-	690461-1	STOP, SHEAR	11
△	1	1	1	1	1	-	1-1633332-1	ANVIL, COMBINATION	8
	-	1	1	1	1	-	2-240641-9	SPACER	7
	-	1	1	1	1	-	690468-1	DEPRESSOR SHEAR, REAR	6
	-	1	1	1	1	-	3-238009-8	BLOCK, FL CRIMPER SPACER	4
△	1	1	1	1	1	-	7-683453-2	CRIMPER, INSULATION PREMIUM	3
△	-	1	1	1	1	-	455888-5	SPACER, CRIMPER	2
△	1	1	1	1	1	-	1-456411-5	CRIMPER, WIRE PREMIUM	1
-77 -6 -3 -2 -1 U/M							PART NO	DESCRIPTION	ITEM NO

THIS IS THE FIRST TO BE RELEASED FOR THE CUSTOMER'S USE. THE CUSTOMER'S USE OF THIS DRAWING IS LIMITED TO THE SPECIFIC APPLICATION AND THE CUSTOMER'S USE OF THIS DRAWING IS LIMITED TO THE SPECIFIC APPLICATION.				DWN B. HIGMAN 25MAR2007	tyco Electronics Tyco Electronics Harrisburg, PA 17105-3608			
DIMENSIONS: INCHES				CHK B. HIGMAN 25MAR2007	NAME			
TOLERANCES UNLESS OTHERWISE SPECIFIED:				APVD T. BENCHOFF	PRODUCT SPEC - APPLICATION SPEC - WEIGHT - SIZE CAGE CODE DRAWING NO RESTRICTED TO			
1 PLC ±.01								
2 PLC ±.01								
3 PLC ±.01								
4 PLC ±.0001								
MATERIAL								
FINISH								
CUSTOMER DRAWING								



# Mouser Electronics

Authorized Distributor

Click to View Pricing, Inventory, Delivery & Lifecycle Information:

[TE Connectivity:](#)

[1855265-2](#)