

HCMD-10-S-03.00-01

(2.54 mm) .100"

# IDC SOCKET & TERMINAL CABLE

**Mates with:**

TSW, MTSW, TST, EW, BST, ZST, MTLW, TSM, EJH-02 (HCSD only)

**SPECIFICATIONS**

For complete specifications and recommended PCB layouts see [www.samtec.com?HCSD](http://www.samtec.com?HCSD) or [www.samtec.com?HCSS](http://www.samtec.com?HCSS)

**HCSD, HCSS**

**Insulator Material:** Black Liquid Crystal Polymer  
**Flammability Rating:** UL 94V-0  
**Insulation Resistance:** 5000 MΩ  
**Temperature Range:** -20 °C to +105 °C (Rainbow Cable)  
 -40 °C to +105 °C (Gray Cable)  
**Voltage Rating:** 425 VAC/600 VDC  
**Contact:** Phosphor Bronze  
**Plating:** 10 μ" (0.25 μm) Au on contact area, 150 μ" (3.81 μm) Sn on balance over 50 μ" (1.27 μm) Ni.  
**Lead Size Range:** .024" (0.61 mm) SQ to .026" (0.66 mm) SQ  
**Lead Insertion Depth:** .185" (4.70 mm) to .250" (6.35 mm)  
**Wire:** 28 AWG 7/36 stranded Tinned Copper  
**RoHS Compliant:** Yes

**SPECIFICATIONS**

For complete specifications and recommended PCB layouts see [www.samtec.com?HCMD](http://www.samtec.com?HCMD) or [www.samtec.com?HCMS](http://www.samtec.com?HCMS)

**HCMD, HCMS**

**Insulator Material:** Black Liquid Crystal Polymer  
**Flammability Rating:** UL 94V-0  
**Insulation Resistance:** 5000 MΩ  
**Temperature Range:** -20 °C to +105 °C (Rainbow Cable)  
 -40 °C to +105 °C (Gray Cable)  
**Voltage Rating:** 425 VAC/600 VDC  
**Terminal:** Phosphor Bronze  
**Plating:** Sn over 50 μ" (1.27 μm) Ni  
**Wire:** 28 AWG 7/36 stranded Tinned Copper  
**RoHS Compliant:** Yes

**Note:** IDC assemblies are non-standard, non-returnable.

TYPE STRIP	ROW OPTION	NO. PINS PER ROW	END ASSEMBLY	ASSEMBLED LENGTH
	<b>S</b> = Single	<b>-05, -08, -10, -12, -13, -15, -17, -20</b>		<b>-“XX.XX”</b> = Assembled Length
	<b>D</b> = Double (Color coded cable N/A for 36 pins/row. See -G option.)			Assembled Length in INCHES (±1/8") 2 inches minimum

**HCM = Male Strip**

Dimensions: (7.87) .310 REF, (0.64) .025 SQ TYP, (2.54) .100, (3.30) .130, (5.08) .200, (0.51) .020, A, (2.54) .100

LEAD STYLE	A
-01	(3.05) .120
-02	(5.84) .230

**HCS = Socket Strip**

Dimensions: (9.53) .375 REF, (2.54) .100, (3.30) .130, (5.08) .200, (0.76) .030 SQ. TYP, (2.54) .100

**-S = Single End**

Socket or Male Plug on one end

**-D = Double End**

Socket or Male Plug on each end

**-T = Transfer End**

Male Plug on one end with socket on other.  
Begin part number with HCM.

Due to technical progress, all designs, specifications and components are subject to change without notice.

HCSS-15-S-03.00-01-G

HCSD-10-S-03.00-01-T-G

**HCMD, HCMS, HCSD, HCSS SERIES**

**LEAD STYLE**

**-01**  
= HCSS/HCSD or  
(3.05 mm) .120" tail for  
HCMS/HCMD

**-02**  
= (5.84 mm) .230" tail  
HCMS/HCMD only

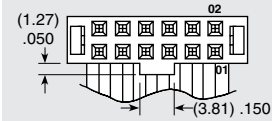
**PLATING OPTION**

**-S**  
= 10 μ" (0.25 μm) Gold on contact area or tail,  
Tin on balance  
(Standard on HCSS & HCSD. Leave blank)

**-T**  
= Tin  
(Standard on HCMS & HCMD. Leave blank)

**NOTCH POLARIZATION**

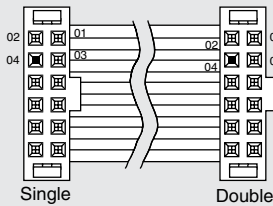
**-N** = Notch Polarization



Required for HCSS and HCSD.  
(Not available on HCMS or HCMD,  
unless Transfer, then only the  
socket is polarized.)

**OTHER OPTIONS**

**-P "XX"**  
= Position Polarization



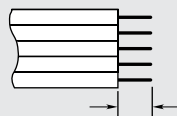
Specify "XX" as position. For Double  
the same position will be polarized  
on both ends. (Not available on  
HCM, unless Transfer, then only the  
socket is polarized)

**-G**  
= Gray Cable

Standard cable is color coded. Specify  
-G for Gray cable with one red edge.

**-ST "X"**  
= Stripped & Tinned

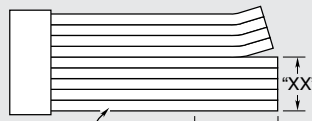
Specify Suffix from table. All  
dimensions are ± 1/16" (1.59 mm). Not  
available in 28 positions and higher.



<b>-ST8</b>	1/8" (3.18)
<b>-ST4</b>	1/4" (6.35)
<b>-ST2</b>	1/2" (12.70)
<b>-ST3</b>	3/8" (9.53)

**-B "XX"**  
= Breakout

Specify "XX" as number of  
conductors to be broken out.

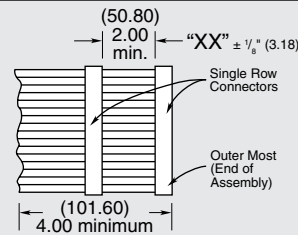


Breakout starts with Number 1  
lead indicated by brown wire or  
red stripe. Shown on top side.

**-RW**  
= Reversed Wiring

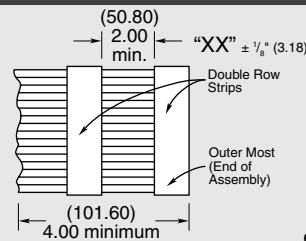
#1 wire opposite position #1

**-S "XX"**  
= Daisy Chain Single



When mating double row connector  
with two single row connectors, the  
outer most single will be connected  
to Conductor #1 and the inside single  
to Conductor #2.

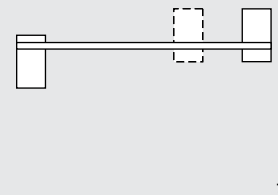
**-D "XX"**  
= Daisy Chain, Double



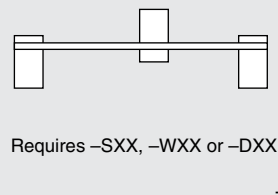
**-W "XX"**  
= Wiring Reversed  
Daisy Chain, Single

Same as -S "XX" except outer strip  
connected to conductor #2 and inside  
strip connected to conductor #1.

**-R**  
= Reversed

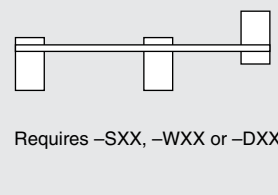


**-M**  
= Middle Reversed



Requires -SXX, -WXX or -DXX

**-O**  
= Outside Reversed



Requires -SXX, -WXX or -DXX

Due to technical progress, all designs, specifications and components are subject to change without notice.

[WWW.SAMTEC.COM](http://WWW.SAMTEC.COM)

All parts within this catalog are built to Samtec's specifications.  
Customer specific requirements must be approved by Samtec and identified in a Samtec customer-specific drawing to apply.

# Mouser Electronics

Authorized Distributor

Click to View Pricing, Inventory, Delivery & Lifecycle Information:

## Samtec:

[HCMD-20-S-10.00-02](#) [HCMD-04-S-18.00-01](#) [HCMD-04-T-04.00-01-G](#) [HCMD-05-D-05.00-01-S](#) [HCMD-05-S-36.00-01-ST2](#) [HCMD-05-T-02.00-01-T-N-G-R](#) [HCMD-05-T-06.00-01-R](#) [HCMD-05-T-06.00-01-S-G](#) [HCMD-06-S-15.00-01](#) [HCMD-07-T-03.00-01-S](#) [HCMD-07-T-07.00-01-R](#) [HCMD-08-S-36.00-01-ST2](#) [HCMD-08-T-24.00-02](#) [HCMD-10-D-09.00-01-S](#) [HCMD-10-T-02.00-01-G](#) [HCMD-10-T-02.00-01-R](#) [HCMD-10-T-02.00-01-T-R](#) [HCMD-10-T-04.30-01-S](#) [HCMD-10-T-04.30-01-S-G](#) [HCMD-10-T-20.00-02-RW](#) [HCMD-12-D-03.50-02-S-R](#) [HCMD-12-D-06.00-02-S](#) [HCMD-12-T-10.00-01-T-P24](#) [HCMD-13-T-04.00-01-T](#) [HCMD-13-T-04.00-02-G](#) [HCMD-13-T-16.00-02-R](#) [HCMD-14-T-02.00-02-T-N](#) [HCMD-15-D-12.00-01-S](#) [HCMD-15-S-06.00-02](#) [HCMD-15-T-03.30-02-N-R-RW](#) [HCMD-15-T-03.60-01-S-G-R](#) [HCMD-15-T-03.65-02-S-N-R-RW](#) [HCMD-15-T-18.00-01](#) [HCMD-17-D-06.00-01-R](#) [HCMD-17-T-02.50-02-T-R](#) [HCMD-17-T-03.00-01](#) [HCMD-17-T-03.00-01-R](#) [HCMD-17-T-06.00-01-N](#) [HCMD-17-T-06.00-01-R](#) [HCMD-17-T-13.00-02-N-G-R-RW](#) [HCMD-20-D-05.00-01-S-G](#) [HCMD-20-D-05.00-02](#) [HCMD-20-S-03.00-02-S-G-RW](#) [HCMD-20-T-03.00-01-S](#) [HCMD-20-T-06.00-01](#) [HCMD-20-T-06.00-01-S-G](#) [HCMD-20-T-12.00-02](#) [HCMD-20-T-36.00-02-N](#) [HCMD-21-T-04.00-01-G](#) [HCMD-02-S-05.00-02](#) [HCMD-02-T-24.00-02-G](#) [HCMD-05-S-03.00-01](#) [HCMD-05-T-04.00-01-N](#) [HCMD-05-T-04.50-01-R](#) [HCMD-05-T-08.50-01-S-G](#) [HCMD-06-D-02.00-01-G](#) [HCMD-06-T-24.00-01-T](#) [HCMD-06-T-24.00-02](#) [HCMD-07-T-04.00-02-N-G](#) [HCMD-07-T-17.00-01-N-R](#) [HCMD-08-T-14.00-01-S](#) [HCMD-09-S-05.00-02](#) [HCMD-09-S-18.00-01](#) [HCMD-10-S-05.00-01](#) [HCMD-10-T-03.00-01-R](#) [HCMD-10-T-06.00-01-G](#) [HCMD-10-T-06.00-01-N](#) [HCMD-10-T-10.00-01-N-G](#) [HCMD-10-T-12.00-01](#) [HCMD-11-S-06.50-01-ST4](#) [HCMD-13-T-10.00-01](#) [HCMD-13-T-10.00-01-S](#) [HCMD-13-T-10.00-02-T-R](#) [HCMD-15-T-06.00-01-G](#) [HCMD-16-T-03.00-02](#) [HCMD-17-T-04.44-01-G-P14-R](#) [HCMD-17-T-05.00-01](#) [HCMD-17-T-05.00-01-R](#) [HCMD-17-T-24.00-01](#) [HCMD-20-D-07.50-01](#) [HCMD-20-D-10.00-02-R](#) [HCMD-20-S-12.00-01-ST4](#) [HCMD-20-S-12.00-02](#) [HCMD-20-T-04.00-01-S-G](#) [HCMD-20-T-04.00-01-T](#) [HCMD-20-T-10.00-01-N-G-RW](#) [HCMD-20-T-18.00-02-S](#) [HCMD-20-T-22.00-01-S-N](#) [HCMD-12-T-06.00-02-S](#) [HCMD-12-T-13.00-02](#) [HCMD-12-T-24.00-01](#) [HCMD-13-T-08.00-01](#) [HCMD-13-T-20.00-01-T](#) [HCMD-15-T-08.00-01-S-N](#) [HCMD-17-T-05.20-01-G-P14-R](#) [HCMD-17-T-05.20-02-G-P14-R](#) [HCMD-17-T-10.00-01-G](#) [HCMD-18-T-10.00-02-S](#) [HCMD-20-D-04.00-01](#) [HCMD-17-T-03.00-02-R](#)