

4

3

2

1

THIS DRAWING IS UNPUBLISHED.

RELEASED FOR PUBLICATION

,19 .

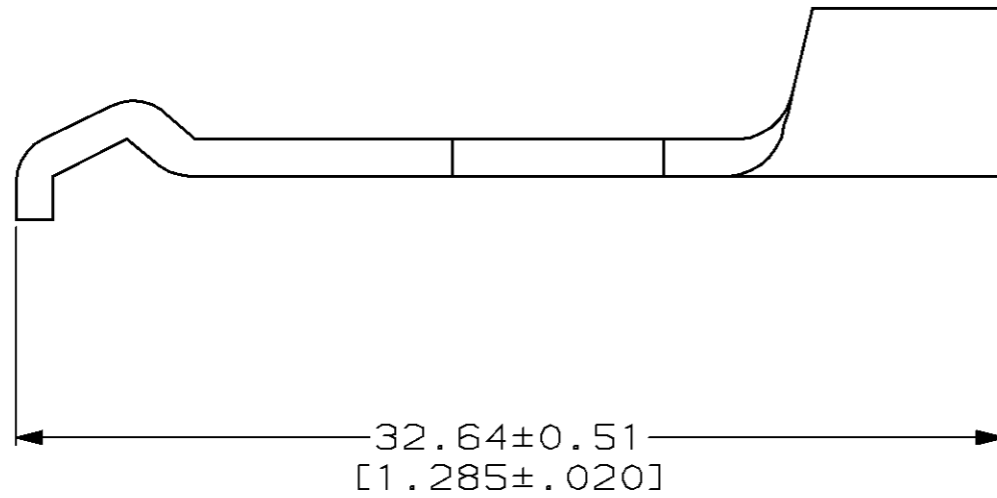
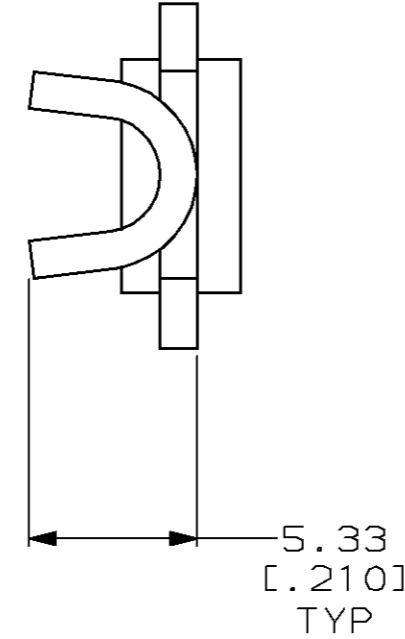
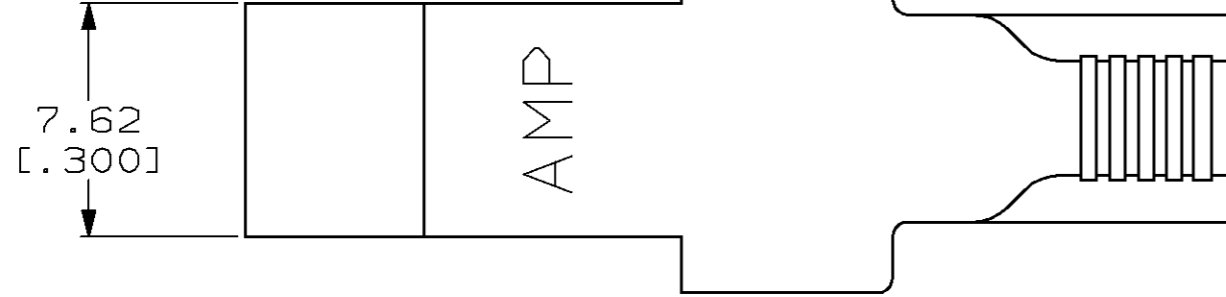
© COPYRIGHT 19

BY AMP INCORPORATED. ALL RIGHTS RESERVED.

LOC FT DIST 60

REVISIONS

P	LTR	DESCRIPTION	DATE	DWN	APVD
G		REDRAWN & REV PER EC 0320-74-97	15 APR 97	-	-



1. CONTACT TO BE USED WITH HOUSING 53884.

54330-1

PART NUMBER

THIS DRAWING IS A CONTROLLED DOCUMENT.

DWN M. BINNER 15 APR 97

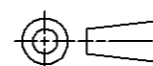
CHK R. STONE 24 APR 97

APVD M. MCALONIS 22 MAY 97

AMP AMP Incorporated
Harrisburg, PA 17105-3608

DIMENSIONS:
mm [INCHES]

TOLERANCES UNLESS OTHERWISE SPECIFIED:



0 PLC	±-
1 PLC	±-
2 PLC	±0.38 [.015]
3 PLC	±-
4 PLC	±-
ANGLES	±-

MATERIAL COPPER

FINISH 5.08µm [.000200] MIN SILVER

PRODUCT SPEC 108-11043

APPLICATION SPEC 114-6032

WEIGHT -

NAME CONTACT, SOLDER BARREL
SERIES 2, POWER LOCK

SIZE	CAGE CODE	DRAWING NO	RESTRICTED TO
A3	00779	C-54330	-

CUSTOMER DRAWING

SCALE 4:1

SHEET 1 OF 1

REV G

Mouser Electronics

Authorized Distributor

Click to View Pricing, Inventory, Delivery & Lifecycle Information:

[TE Connectivity:](#)

[54330-1](#)