

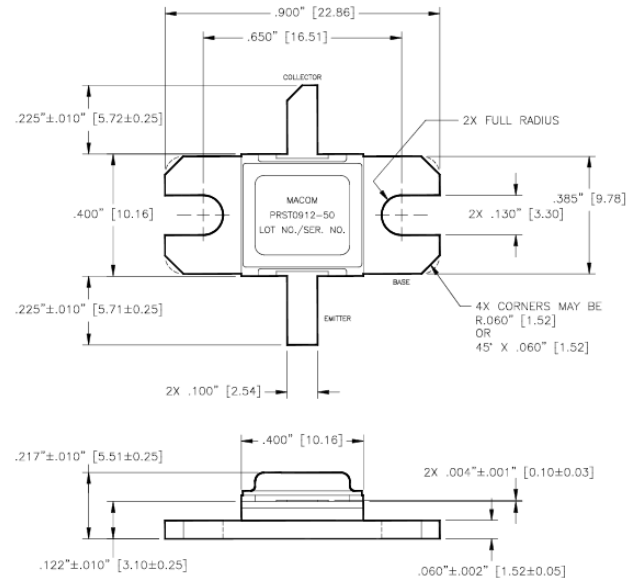
Features

- NPN Silicon Microwave Power Transistors
- Common Base Configuration
- Broadband Class C Operation
- High Efficiency Inter-Digitized Geometry
- Diffused Emitter Ballasting Resistors
- Gold Metallization System
- Internal Input and Output Impedance Matching
- Hermetic Metal/Ceramic Package
- RoHS* Compliant

Description

The MAPRST0912-50 is a RF power transistor. These high power transistors are ideal for avionics, communications, radar, and industrial, scientific, and medical applications.

Outline Drawing



Unless otherwise noted, tolerances are inches ± 0.005 " [millimeters ± 0.13 mm]

Electrical Specifications: $T_A = +25^\circ\text{C} \pm 5^\circ\text{C}$, $V_{CC} = 50\text{ V}$, $P_{IN} = 6.2\text{ W}$ (unless otherwise noted)

Parameter	Test Conditions	Symbol	Min.	Max.	Units
Collector-Emitter Breakdown Voltage	$I_C = 15\text{ mA}$	BV_{CES}	65	-	V
Collector-Emitter Leakage Current	$V_{CE} = 40\text{ V}$	I_{CES}	-	2.0	mA
Thermal Resistance	F = 960, 1090, 1215 MHz	$R_{TH(JC)}$	-	0.80	$^\circ\text{C/W}$
Output Power	F = 960, 1090, 1215 MHz	P_O	50	-	W
Power Gain	F = 960, 1090, 1215 MHz	G_P	9.1	-	dB
Input Return Loss	F = 960, 1090, 1215 MHz	RL	40	-	dB
Collector Efficiency	F = 960, 1090, 1215 MHz	η_C	-	-9	%
Load Mismatch Stability	F = 960 MHz	VSWR-S	-	10:1	-
Load Mismatch Tolerance	F = 960, 1090, 1215 MHz	VSWR-T	-	1.5:1	-

* Restrictions on Hazardous Substances, European Union Directive 2011/65/EU.

Avionics Pulsed Power Transistor 50 W, 960 - 1215 MHz, 10 μ s Pulse, 10% Duty

Rev. V2

Typical RF Performance

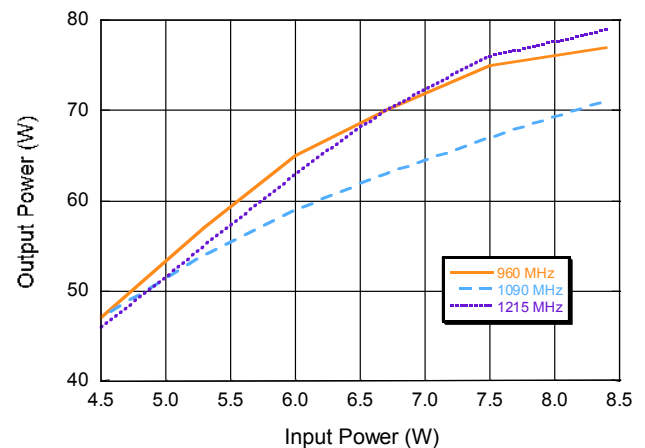
Freq. (MHz)	Pin (W)	Pout (W)	Gain (dB)	Δ Gain (dB)	Ic (A)	Eff (%)	RL (dB)	VSWR-S (1.5:1)	VSWR-T (10:1)	P1dB Overdrive	
										Pout (W)	Δ Po
960	6.2	65.9	10.25	-	2.66	49.6	-22.2	S	P	73.4	0.48
1090	6.2	61.9	9.98	-	2.58	48.0	-15.2	S	-	68.7	0.45
1215	6.2	64.6	10.16	0.35	2.50	51.6	-15.9	S	-	74.8	0.63

Note: Δ Po(dB) is the difference between Pout at 1dB overdrive and Pout at Pin = 6.2 W.

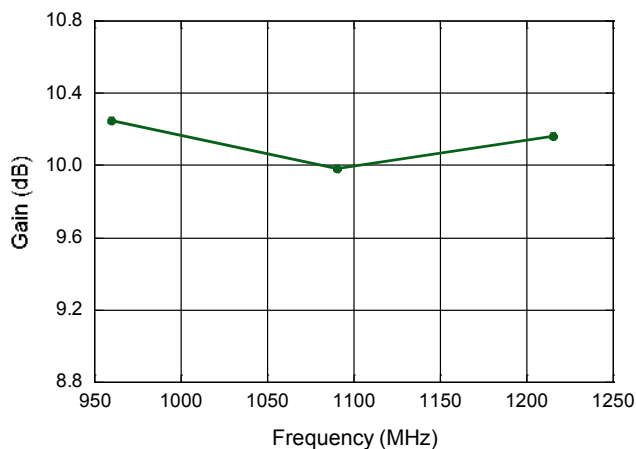
Absolute Maximum Ratings @ +25°C

Parameter	Rating
Collector-Emitter Voltage (V_{CES})	65 V
Emitter-Base Voltage (V_{EBO})	3.0 V
Collector Current (Peak) (I_C)	5.3 A
Power Dissipation @ +25°C (P_{TOT})	220 kW
Storage Temperature (T_{STG})	-65°C to +200°C
Junction Temperature (T_J)	200°C

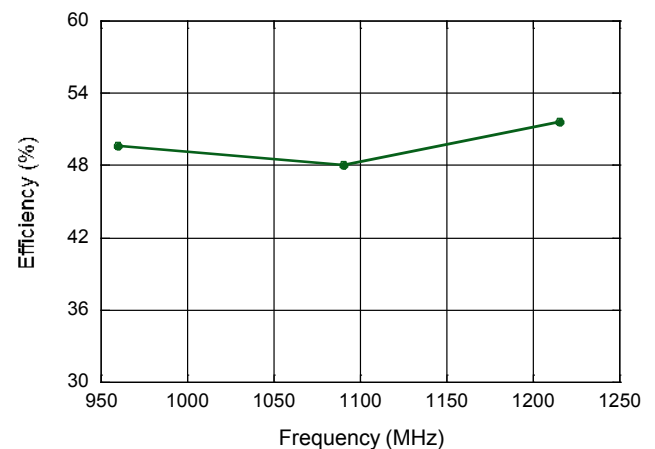
Output Power vs. Input Power



Gain vs. Frequency



Collector Efficiency vs. Frequency

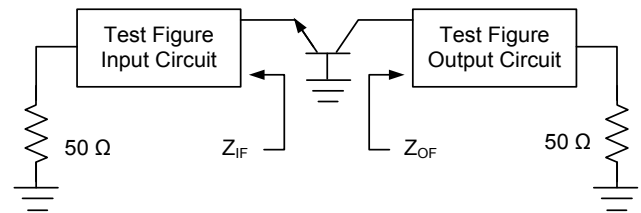


Avionics Pulsed Power Transistor
50 W, 960 - 1215 MHz, 10 μs Pulse, 10% Duty

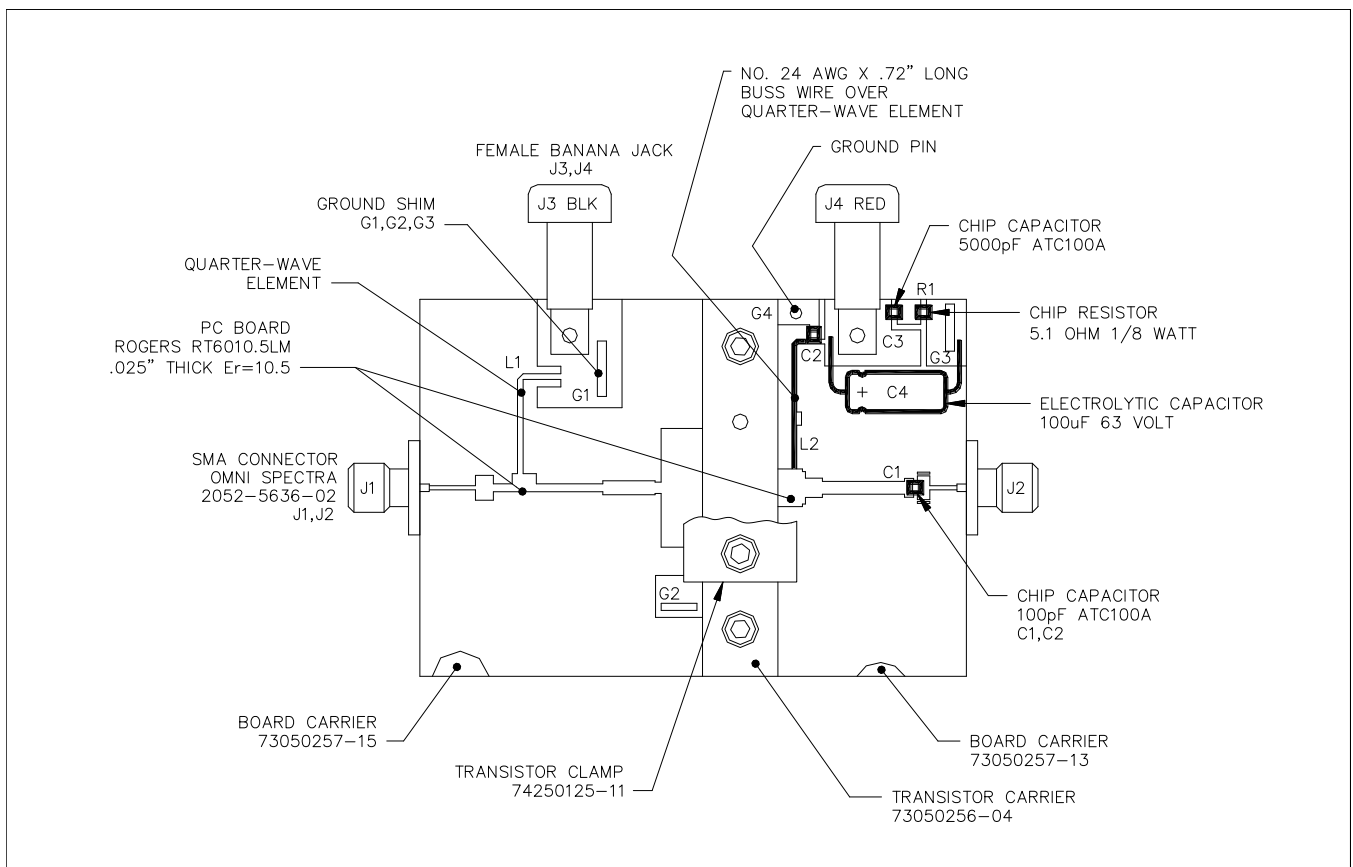
Rev. V2

Broadband Test Fixture Impedance

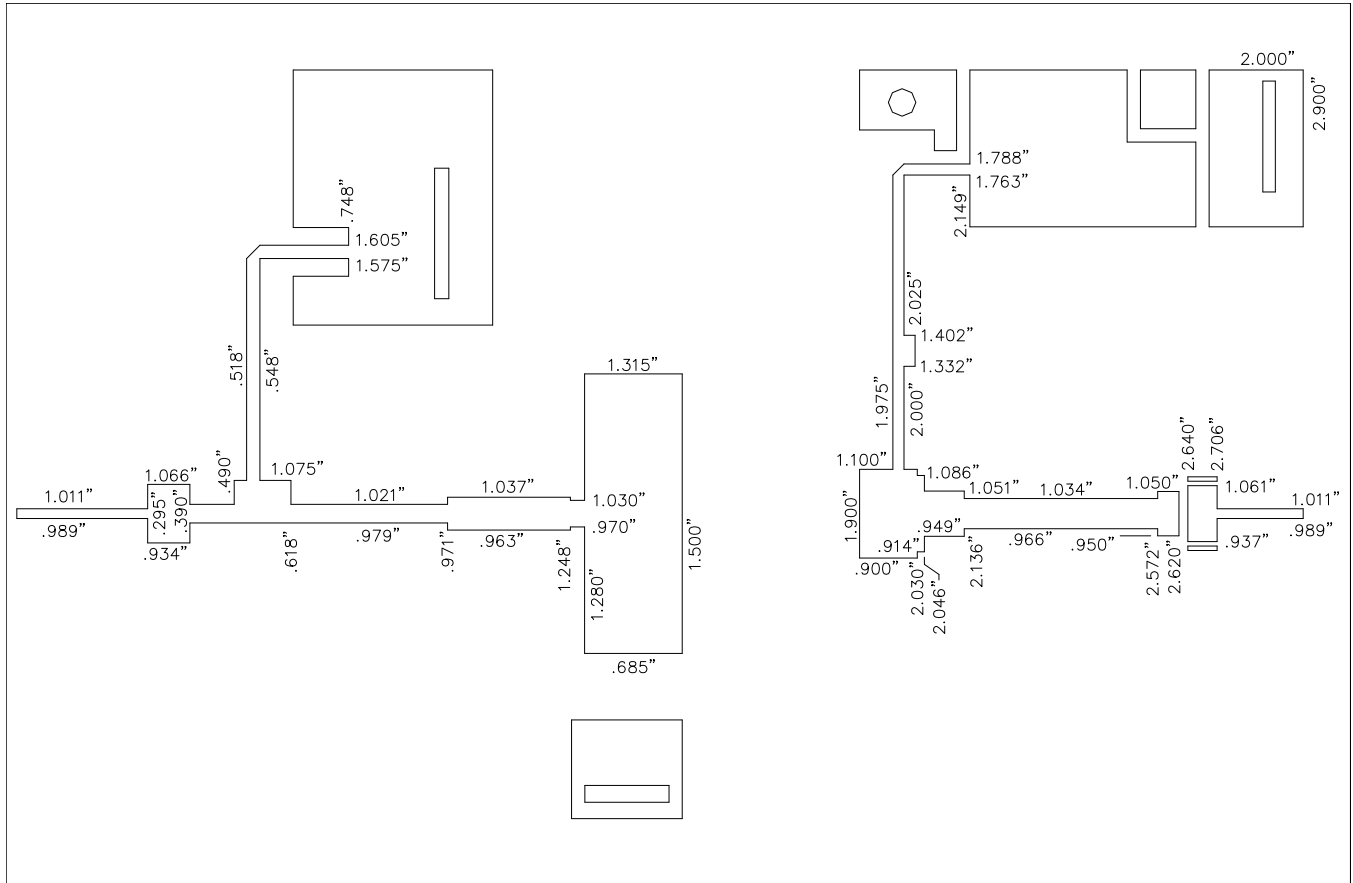
Frequency (MHz)	Z _{IF} (Ω)	Z _{OF} (Ω)
960	3.5 - j7.5	12.0 - j7.8
1030	3.8 - j7.0	11.1 - j6.4
1090	3.9 - j6.8	10.6 - j5.1
1150	3.9 - j6.8	10.8 - j3.8
1215	3.6 - j7.0	11.1 - j3.2



Test Fixture Assembly



Test Fixture Circuit Dimensions



M/A-COM Technology Solutions Inc. All rights reserved.

Information in this document is provided in connection with M/A-COM Technology Solutions Inc ("MACOM") products. These materials are provided by MACOM as a service to its customers and may be used for informational purposes only. Except as provided in MACOM's Terms and Conditions of Sale for such products or in any separate agreement related to this document, MACOM assumes no liability whatsoever. MACOM assumes no responsibility for errors or omissions in these materials. MACOM may make changes to specifications and product descriptions at any time, without notice. MACOM makes no commitment to update the information and shall have no responsibility whatsoever for conflicts or incompatibilities arising from future changes to its specifications and product descriptions. No license, express or implied, by estoppel or otherwise, to any intellectual property rights is granted by this document.

THESE MATERIALS ARE PROVIDED "AS IS" WITHOUT WARRANTY OF ANY KIND, EITHER EXPRESS OR IMPLIED, RELATING TO SALE AND/OR USE OF MACOM PRODUCTS INCLUDING LIABILITY OR WARRANTIES RELATING TO FITNESS FOR A PARTICULAR PURPOSE, CONSEQUENTIAL OR INCIDENTAL DAMAGES, MERCHANTABILITY, OR INFRINGEMENT OF ANY PATENT, COPYRIGHT OR OTHER INTELLECTUAL PROPERTY RIGHT. MACOM FURTHER DOES NOT WARRANT THE ACCURACY OR COMPLETENESS OF THE INFORMATION, TEXT, GRAPHICS OR OTHER ITEMS CONTAINED WITHIN THESE MATERIALS. MACOM SHALL NOT BE LIABLE FOR ANY SPECIAL, INDIRECT, INCIDENTAL, OR CONSEQUENTIAL DAMAGES, INCLUDING WITHOUT LIMITATION, LOST REVENUES OR LOST PROFITS, WHICH MAY RESULT FROM THE USE OF THESE MATERIALS.

MACOM products are not intended for use in medical, lifesaving or life sustaining applications. MACOM customers using or selling MACOM products for use in such applications do so at their own risk and agree to fully indemnify MACOM for any damages resulting from such improper use or sale.