

## PCB terminal block - ZFKDSA 10-16,7 - 1987067

Please be informed that the data shown in this PDF Document is generated from our Online Catalog. Please find the complete data in the user's documentation. Our General Terms of Use for Downloads are valid (<http://phoenixcontact.com/download>)



PCB terminal block, Nominal current: 76 A, Nom. voltage: 1000 V, Pitch: 15 mm, Number of positions: 1, Connection method: Spring-cage connection, Mounting: Wave soldering, Conductor/PCB connection direction: 45 °, Color: green, The article can be aligned to create different nos. of positions!


The figure shows a 5-pos. version of the product

### Product Features

- Color coding of individual positions supported
- Fully insulated bridges (FBSK) with different numbers of positions, e.g., for potential distribution
- Integrated test connection
- 15 mm pitch for unlimited 600 V UL approval
- Optional mounting flange (FL) for safe mounting in the device
- PCB terminal blocks with spring-cage connection, up to 16 mm<sup>2</sup> conductor cross section



### Key Commercial Data

Packing unit	1 pc
Minimum order quantity	50 pc
GTIN	 4 017918 973179
Weight per Piece (excluding packing)	13.36 g
Custom tariff number	85369010
Country of origin	Germany

### Technical data

#### Dimensions

Length	33.4 mm
Pitch	15.00 mm

## PCB terminal block - ZFKDSA 10-16,7 - 1987067

### Technical data

#### Dimensions

Constructional height	27 mm
Length of the solder pin	6.5 mm
Pin dimensions	1,2 x 1,4
Pin spacing	15 mm
Hole diameter	2.2 mm

#### General

Range of articles	ZFKDS(A) 10
Insulating material group	I
Rated surge voltage (III/3)	8 kV
Rated surge voltage (III/2)	8 kV
Rated surge voltage (II/2)	8 kV
Rated voltage (III/3)	1000 V (800 V when using the plug-in bridge)
Rated voltage (III/2)	1000 V
Rated voltage (II/2)	1000 V
Connection in acc. with standard	EN-VDE
Nominal current $I_N$	76 A
Nominal cross section	10 mm <sup>2</sup>
Maximum load current	76 A
Insulating material	PA
Solder pin surface	Sn
Flammability rating according to UL 94	V0
Stripping length	12 mm
Number of positions	1

#### Connection data

Conductor cross section solid min.	0.2 mm <sup>2</sup>
Conductor cross section solid max.	16 mm <sup>2</sup>
Conductor cross section flexible min.	0.2 mm <sup>2</sup>
Conductor cross section flexible max.	16 mm <sup>2</sup>
Conductor cross section flexible, with ferrule without plastic sleeve min.	0.25 mm <sup>2</sup>
Conductor cross section flexible, with ferrule without plastic sleeve max.	10 mm <sup>2</sup>
Conductor cross section flexible, with ferrule with plastic sleeve min.	0.25 mm <sup>2</sup>
Conductor cross section flexible, with ferrule with plastic sleeve max.	10 mm <sup>2</sup>
Conductor cross section AWG min.	24
Conductor cross section AWG max.	6

#### Standards and Regulations

Connection in acc. with standard	EN-VDE
----------------------------------	--------

# PCB terminal block - ZFKDSA 10-16,7 - 1987067

## Technical data

### Standards and Regulations

	CUL
Flammability rating according to UL 94	V0

## Classifications

### eCl@ss

eCl@ss 4.0	27141109
eCl@ss 4.1	27141109
eCl@ss 5.0	27141190
eCl@ss 5.1	27141190
eCl@ss 6.0	27261101
eCl@ss 7.0	27440401
eCl@ss 8.0	27440401
eCl@ss 9.0	27440401

### ETIM

ETIM 3.0	EC001121
ETIM 4.0	EC002643
ETIM 5.0	EC002643

### UNSPSC

UNSPSC 6.01	30211801
UNSPSC 7.0901	39121432
UNSPSC 11	39121432
UNSPSC 12.01	39121432
UNSPSC 13.2	39121432

## Approvals

### Approvals

---

#### Approvals

UL Recognized / cUL Recognized / VDE Gutachten mit Fertigungsüberwachung / IECCEB CB Scheme / EAC / EAC / cULus Recognized

---

#### Ex Approvals


---

# PCB terminal block - ZFKDSA 10-16,7 - 1987067


## Approvals

Approvals submitted


### Approval details

UL Recognized 


	B	C
mm <sup>2</sup> /AWG/kcmil	24-6	24-6
Nominal current I <sub>N</sub>	65 A	65 A
Nominal voltage U <sub>N</sub>	600 V	600 V

cUL Recognized 

	B	C
mm <sup>2</sup> /AWG/kcmil	24-6	24-6
Nominal current I <sub>N</sub>	65 A	65 A
Nominal voltage U <sub>N</sub>	600 V	600 V

VDE Gutachten mit Fertigungsüberwachung 

mm <sup>2</sup> /AWG/kcmil	0.2-16
Nominal current I <sub>N</sub>	76 A
Nominal voltage U <sub>N</sub>	1000 V

IECEE CB Scheme 

mm <sup>2</sup> /AWG/kcmil	0.2-16
Nominal current I <sub>N</sub>	76 A
Nominal voltage U <sub>N</sub>	1000 V

EAC

## PCB terminal block - ZFKDSA 10-16,7 - 1987067

### Approvals

EAC

cULus Recognized 

# Mouser Electronics

Authorized Distributor

Click to View Pricing, Inventory, Delivery & Lifecycle Information:

[Phoenix Contact:](#)

[1987067](#)