

Single relay - REL-MR- 18DC/21 - 2961383

Please be informed that the data shown in this PDF Document is generated from our Online Catalog. Please find the complete data in the user's documentation. Our General Terms of Use for Downloads are valid (<http://phoenixcontact.com/download>)



Plug-in miniature power relay, with power contact, 1 PDT, input voltage 18 V DC

The illustration shows the version
REL-MR- 24DC/21

Product Features

- Safe isolation according to DIN EN 50178 between coil and contact
- High degree of protection up to RT III depending on type (wash-proof)
- Power contacts up to 6 A



Key Commercial Data

Packing unit	1 pc
Minimum order quantity	10 pc
Weight per Piece (excluding packing)	6.68 g
Custom tariff number	85364190
Country of origin	Czech Republic

Technical data

Dimensions

Width	5 mm
Height	28 mm
Depth	15 mm

Ambient conditions

Ambient temperature (operation)	-40 °C ... 85 °C
Ambient temperature (storage/transport)	-40 °C ... 85 °C

Coil side

Nominal input voltage U_N	18 V DC
-----------------------------	---------

Single relay - REL-MR- 18DC/21 - 2961383

Technical data

Coil side

Typical input current at U_N	9 mA
Typical response time	5 ms
Typical release time	2.5 ms
Coil resistance	1906 $\Omega \pm 10\%$ (at 20 °C)
Power dissipation for nominal condition	0.16 W

Contact side

Contact type	1 PDT
Contact material	AgSnO
Maximum switching voltage	250 V AC/DC
Minimum switching voltage	5 V (at 100 mA)
Min. switching current	10 mA (at 12 V)
Maximum inrush current	10 A (4 s)
Limiting continuous current	6 A
Interrupting rating (ohmic load) max.	140 W (at 24 V DC)
	20 W (at 48 V DC)
	18 W (at 60 V DC)
	23 W (at 110 V DC)
	40 W (at 220 V DC)
	1500 VA (for 250 V AC)
Switching capacity in acc. with DIN VDE 0660/IEC 60947	2 A (at 24 V, DC13)
	0.2 A (at 110 V, DC13)
	0.1 A (at 220 V, DC13)
	3 A (at 24 V, AC15)
	3 A (at 120 V, AC15)
	3 A (at 230 V, AC15)

General

Operating mode	100% operating factor
Degree of protection	RT III (wash-proof)
Mechanical service life	2 x 10 ⁷ cycles
Standards/regulations	IEC 60664
	EN 50178
	IEC 62103
Degree of pollution	3
Overvoltage category	III

Standards and Regulations

Connection in acc. with standard	CUL
----------------------------------	-----

Single relay - REL-MR- 18DC/21 - 2961383

Technical data

Standards and Regulations

Standards/regulations	IEC 60664
	EN 50178
	IEC 62103
Degree of pollution	3
Overvoltage category	III

Classifications

eCl@ss

eCl@ss 4.0	27371104
eCl@ss 4.1	27371104
eCl@ss 5.0	27371001
eCl@ss 5.1	27371001
eCl@ss 6.0	27371001
eCl@ss 7.0	27371001
eCl@ss 8.0	27371601
eCl@ss 9.0	27371601

ETIM

ETIM 2.0	EC000196
ETIM 3.0	EC000196
ETIM 4.0	EC000196
ETIM 5.0	EC001437

UNSPSC

UNSPSC 6.01	30211916
UNSPSC 7.0901	39121515
UNSPSC 11	39121515
UNSPSC 12.01	39121515
UNSPSC 13.2	39121515

Approvals

Approvals

Approvals

UL Recognized / VDE Gutachten mit Fertigungsüberwachung / VDE Zeichengenehmigung / cUL Recognized / EAC / UL Recognized / cUL Recognized / cULus Recognized


Single relay - REL-MR- 18DC/21 - 2961383

Approvals


Ex Approvals


Approvals submitted

Approval details

UL Recognized 

VDE Gutachten mit Fertigungsüberwachung 


VDE Zeichengenehmigung 

cUL Recognized 

EAC

UL Recognized

cUL Recognized

cULus Recognized 

Accessories

Additional products

Single relay - REL-MR- 18DC/21 - 2961383

Accessories

Relay socket - PLC-BSP- 24DC/21RW - 2961396



6.2 mm PLC basic terminal block for railway applications with spring-cage connection, without relay or solid-state relay, range from $0.7 \times U_N$ to $1.25 \times U_N$, temperature range from -25°C to $+70^\circ\text{C}$, 1 PDT, input voltage 24 V DC

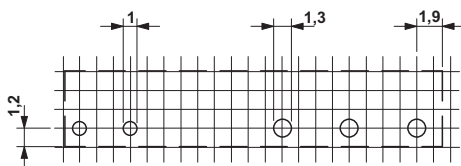
Relay socket - PLC-BPT- 24DC/21RW - 2900261



6.2 mm PLC basic terminal block for railway applications with push-in connection, without relay or solid-state relay, range from $0.7 \times U_N$ to $1.25 \times U_N$, temperature range from -25°C to $+70^\circ\text{C}$, 1 PDT, input voltage 24 V DC

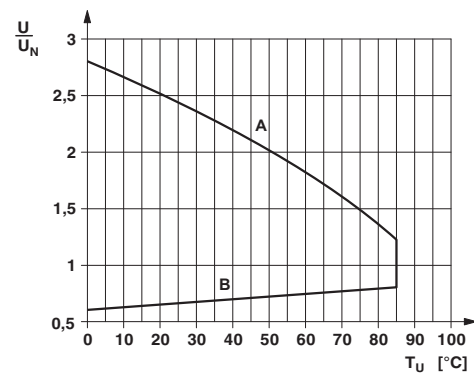
Drawings

Drilling diagram



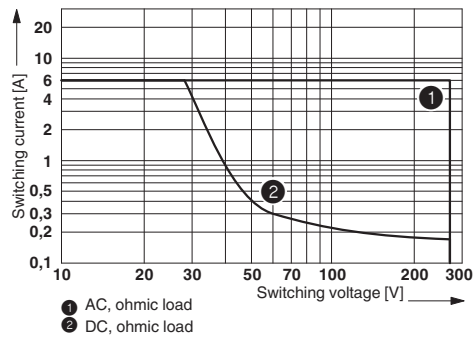
a = pitch division 1.25 mm and 1.27 mm

Diagram

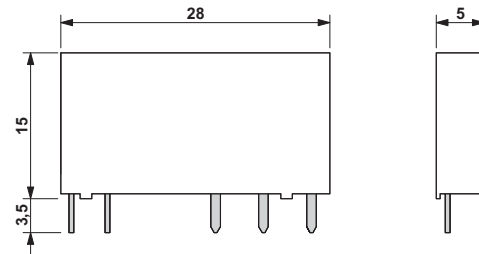


Single relay - REL-MR- 18DC/21 - 2961383

Diagram

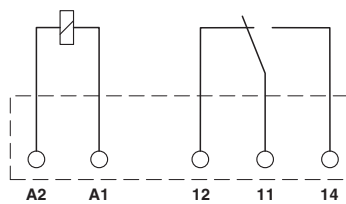


Dimensional drawing



Interrupting rating

Circuit diagram



Mouser Electronics

Authorized Distributor

Click to View Pricing, Inventory, Delivery & Lifecycle Information:

[Phoenix Contact:](#)

[2961383](#)