

High Frequency Ceramic Solutions

2.45 GHz Impedance Matched Balun-Filter: Optimized for Nordic's Chipset
nRF24L01, nRF24L01+, nRF24LE1, nRF24LU1, nRF24AP2, and nRF8001

P/N 2450BM14A0002

Detail Specification: 6/13/2012

Page 1 of 2

General Specifications	
Part Number	2450BM14A0002
Frequency (MHz)	2400 - 2500
Unbalanced Impedance	50 Ω
Differential Balanced Impedance	Imp. Conjugate match to Nordic nRF24L01, nRF24L01+, nRF24LE1, nRF24LU1, nRF24AP2, and nRF8001
Attenuation: Differential Mode	15 min.@4800~5000MHz 15 min.@7200~7500MHz
Attenuation: Common Mode	20 min.@4800~5000MHz

Insertion Loss	2.0 dB max.
Return Loss	9.5 dB min.
Phase Difference	160° \pm 15°
Amplitude Difference	3.5 \pm 1.5 dB
Reel Quantity	4,000
Operating Temperature	-40 to +85°C
Recommended Storage Conditions	+5 to +35°C, Humidity: 45-75%RH, 18 mos. Max

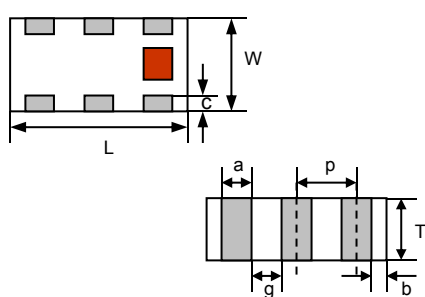
Part Number Explanation

P/N Suffix	Packaging Style*	Bulk	Suffix = S	Eg. 2450BM14A0002S
		T & R	Suffix = T	Eg. 2450BM14A0002T
Termination Style	100% Tin	Suffix = None	Eg. 2450BM14A0002(T or S)	
	Tin / Lead	Please consult Factory		

For more packaging info go to: <http://www.johansontechnology.com/ipcpackaging.html>

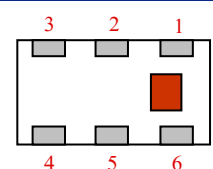
Mechanical Dimensions

	In	mm
L	0.063 \pm 0.004	1.60 \pm 0.10
W	0.031 \pm 0.004	0.80 \pm 0.10
T	0.024 \pm 0.004	0.60 \pm 0.10
a	0.008 \pm 0.004	0.20 \pm 0.10
b	0.008 +.004/-0.006	0.20 +0.1/-0.15
c	0.006 \pm 0.004	0.15 \pm 0.10
g	0.012 \pm 0.004	0.30 \pm 0.10
p	0.020 \pm 0.002	0.50 \pm 0.05



Terminal Configuration

No.	Function
1	Unbalanced Port
2	GND
3	Balanced Port
4	Balanced Port
5	DC Feed+RF GND or GND
6	NC

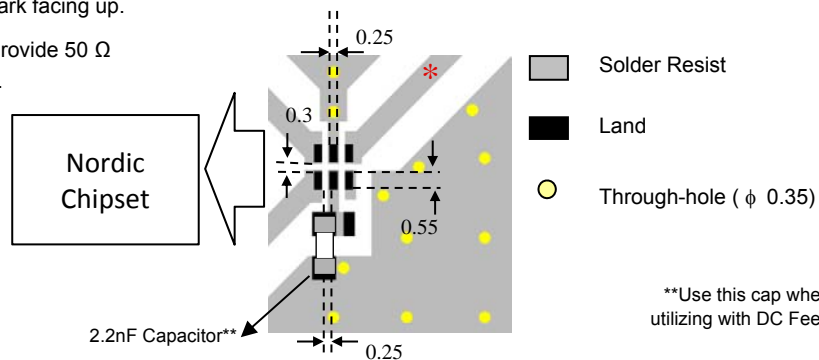


Mounting Considerations

Mount these devices with maroon mark facing up.

* Line width should be designed to provide 50 Ω impedance matching characteristics.

Units: mm



Johanson Technology, Inc. reserves the right to make design changes without notice.
 All sales are subject to Johanson Technology, Inc. terms and conditions.



www.johansontechnology.com

4001 Calle Tecate • Camarillo, CA 93012 • TEL 805.389.1166 FAX 805.389.1821

2012 Johanson Technology, Inc. All Rights Reserved

High Frequency Ceramic Solutions

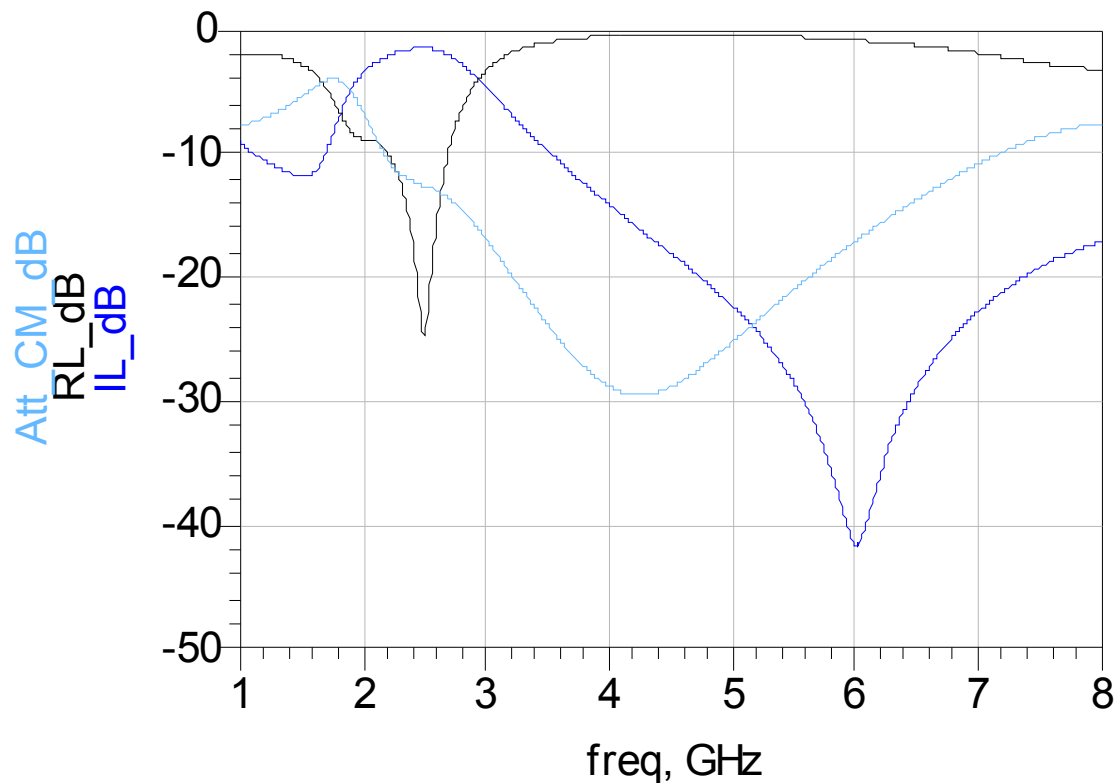
2.45 GHz Impedance Matched Balun-Filter: Optimized for Nordic's Chipset
nRF24L01, nRF24L01+, nRF24LE1, nRF24LU1, nRF24AP2, and nRF8001

P/N 2450BM14A0002

Detail Specification: 6/13/2012

Page 2 of 2

Typical RF Electrical Performance (T=25°C)



For reference design notes and additional technical info please visit our Nordic Semiconductor dedicated page at:

<http://johansontechnology.com/nordic>

Johanson Technology, Inc. reserves the right to make design changes without notice.
All sales are subject to Johanson Technology, Inc. terms and conditions.



www.johansontechnology.com

4001 Calle Tecate • Camarillo, CA 93012 • TEL 805.389.1166 FAX 805.389.1821

2012 Johanson Technology, Inc. All Rights Reserved

Mouser Electronics

Authorized Distributor

Click to View Pricing, Inventory, Delivery & Lifecycle Information:

[Johanson:](#)

[2450BM14A0002T](#)