

THIS DRAWING IS UNPUBLISHED.

RELEASED FOR PUBLICATION

LOC E DIST B

REVISIONS

© COPYRIGHT - By -

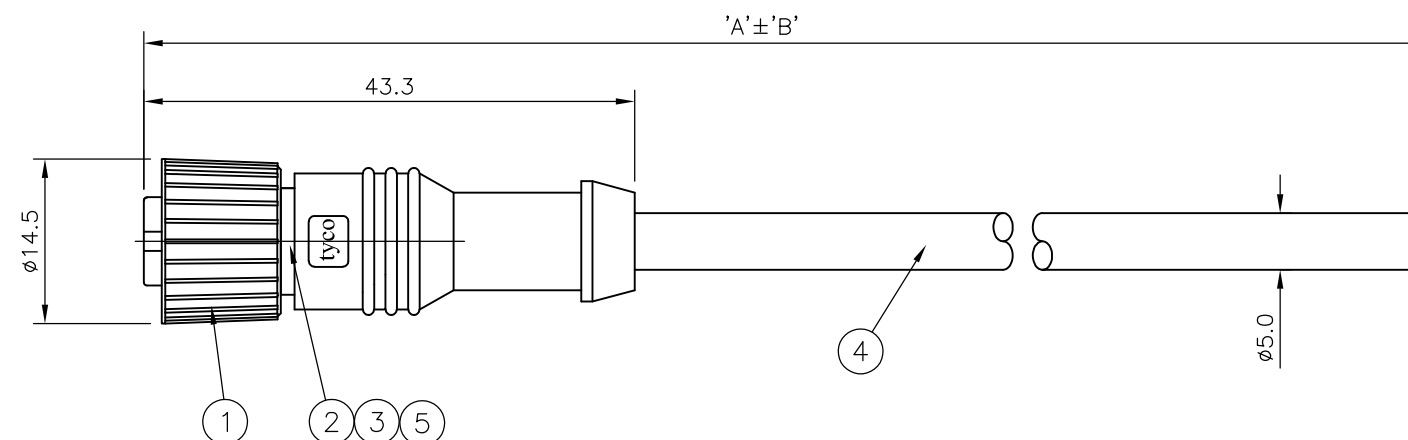
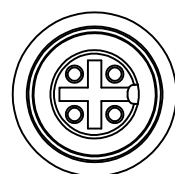
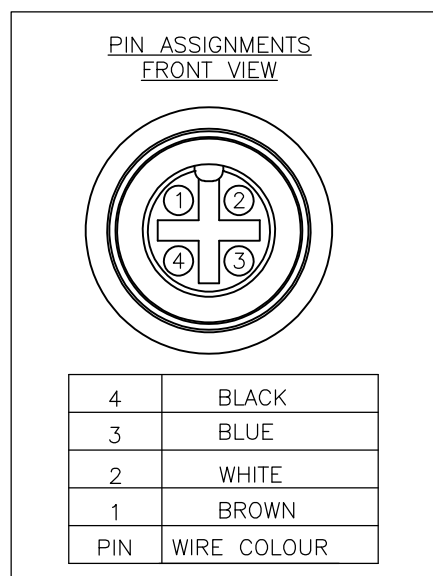
ALL RIGHTS RESERVED.

P	LTR	DESCRIPTION	DATE	DWN	APVD
	B1	REVISED PER ECO-11-005150	21MAR11	RK	HMR

NOTES:

- ELECTRICAL DATA: CONTACT RESISTANCE: 10 mOhm MAX
INSULATION RESISTANCE: 100 MOhm MIN at 500VDC
CURRENT RATING: 5 AMPS
BREAKDOWN VOLTAGE: 500 VAC MIN PER MINUTE
- ENVIRONMENTAL: OPERATING TEMPERATURE: -20°C TO +80°C
SEALING REQUIREMENTS: IP67
- PROD SPEC: 108-3641
- PACKAGING: 107-3334
- FOR TECHNICAL DATA REFER TO YOUR LOCAL TE CONNECTIVITY SALES OFFICE
- ALL DIMENSIONS ARE NOMINAL FOR REFERENCE ONLY UNLESS OTHERWISE STATED

ITEM	DESCRIPTION	MATERIAL	FINISH/COLOUR	QTY
1	SCREW NUT	ZINC DIE CAST	2.5µm NICKEL PLATED	1
2	CONNECTOR BODY	POLYURETHANE	BLACK	1
3	SOCKET CONTACT	BRASS	0.15µm GOLD PLATED OVER NICKEL	4
4	4 CORE CABLE (CORES 22AWG TO UL2464)	PVC JACKET UV RESISTANT	BLACK	1
5	'O' RING	VITON	GREEN	1



10000	500 mm	M12 STRAIGHT FEMALE CONNECTOR 10.0m CABLE	1838244-5
7000	350 mm	M12 STRAIGHT FEMALE CONNECTOR 7.0m CABLE	1838244-4
5000	250 mm	M12 STRAIGHT FEMALE CONNECTOR 5.0m CABLE	1838244-3
3000	150 mm	M12 STRAIGHT FEMALE CONNECTOR 3.0m CABLE	1838244-2
2000	100 mm	M12 STRAIGHT FEMALE CONNECTOR 2.0m CABLE	1838244-1
DIM A	TOL 'B'	DESCRIPTION	PART NUMBER

THIS DRAWING IS A CONTROLLED DOCUMENT.		DWN 22AUG05 H M RAGHAVENDRA	STE TE Connectivity	
DIMENSIONS: mm		CHK 15DEC05 F.WHEELER-KING		
TOLERANCES UNLESS OTHERWISE SPECIFIED:		APVD 15DEC05 F.WHEELER-KING	NAME M12 STRAIGHT FEMALE CONNECTOR 4 POSITION, PVC CABLE	
0 PLC ± -		PRODUCT SPEC	SIZE	
1 PLC ± -		APPLICATION SPEC	CAGE CODE	
2 PLC ± -		WEIGHT	DRAWING NO	
3 PLC ± -			RESTRICTED TO	
4 PLC ± -			A3 00779 C-1838244	
ANGLES ± -			SCALE NTS	
FINISH			SHEET 1 OF 1	
MATERIAL			REV B1	
		CUSTOMER DRAWING		

Mouser Electronics

Authorized Distributor

Click to View Pricing, Inventory, Delivery & Lifecycle Information:

[TE Connectivity:](#)

[1838244-3](#)