

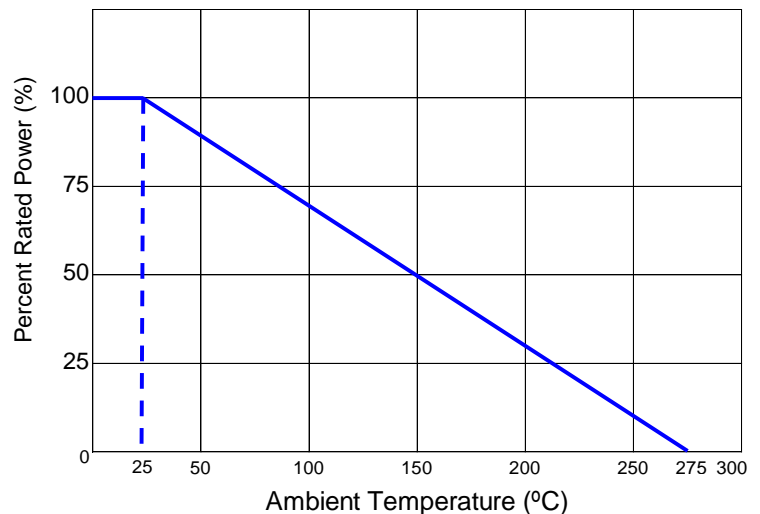
- Features:
- Aluminum housing for maximum heat dissipation
  - Complete welded construction
  - 10-50W tinned copper terminals
  - 100–250W threaded terminals
  - Centerless ground steatite or alumina cores
  - Molded epoxy body for heat transfer
  - Non-inductive winding available (NKAL)
  - Suitable for electrical component grade wash process and can be conformally coated or potted
  - RoHS compliant, lead-free and halogen-free



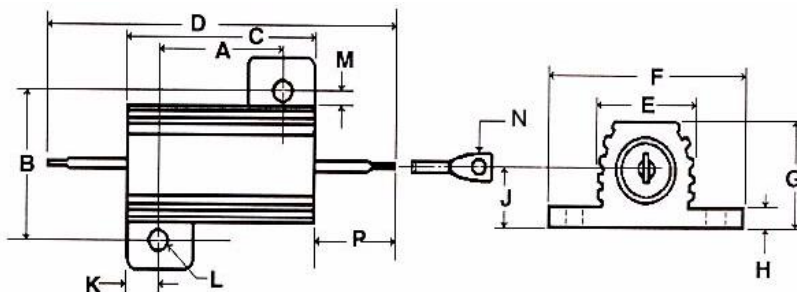
Electrical Specifications								
Type / Code	MIL-R-26 Ref.	Power Rating (Watts @ 25°C)		Dielectric Withstanding Voltage	TCR (ppm/°C)	Ohmic Range (Ω) and Tolerance		
		Commercial	MIL			0.1%	0.5%	1%, 3%, 5%
KAL10	RE-65	12.5W	10W	1,000 VAC	$<0.1\Omega = \pm 100\text{ppm}$ $0.1\Omega - 9.9\Omega = \pm 50\text{ppm}$ $10\Omega - 49\Omega = \pm 30\text{ppm}$ $>50\Omega = \pm 20\text{ppm}$	1 - 1K	1 - 1K	0.05 - 30K
KAL25	RE-70	25W	20W	3,000 VAC				0.05 - 51.1K
KAL50	RE-75	50W	30W	2,500 VAC		-	1 - 500	0.05 - 150K
KAL100	RE-77	100W	75W					0.1 - 3K
KAL250	RE-80	250W	120W					0.1 - 3K
NKAL10	-	12.5W	-	1,000 VAC	$<0.1\Omega = \pm 100\text{ppm}$ $0.1\Omega - 9.9\Omega = \pm 50\text{ppm}$ $10\Omega - 49\Omega = \pm 30\text{ppm}$ $>50\Omega = \pm 20\text{ppm}$	1 - 499	1 - 499	0.05 - 15K
NKAL25		25W		3,000 VAC				0.05 - 24.9K
NKAL50		50W		2,500 VAC		-	1 - 249	0.05 - 75K
NKAL100		100W						0.1 - 1.5K
NKAL250		250W						0.1 - 1.5K

Performance Characteristics		
Test	Test Condition	Result
Short time Overload	5x wattage rating - 5 seconds	$\Delta R \pm (0.5\% + 0.05\Omega)$ MAX
Moisture resistance	Temp 40°C moisture 95% CDC 100V for 500 hours	$\Delta R \pm (0.5\% + 0.05\Omega)$ MAX
Load life	Load rating (chasis is mounted) 1.5 hours ON, 0.5 hours OFF. Repeated for 1000 hours	$\Delta R \pm (1.5\% + 0.05\Omega)$ MAX

### Power Derating Curve:

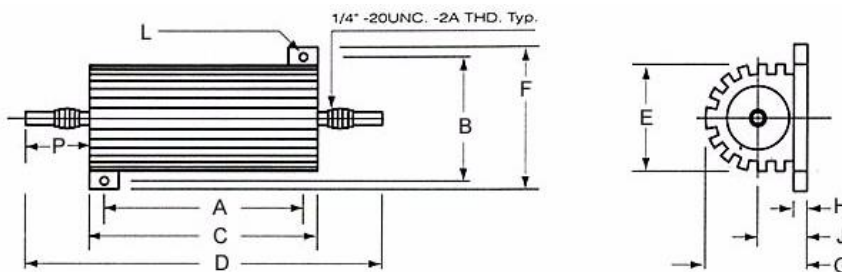


### Mechanical Specifications – KAL/NKAL10, 25, 50



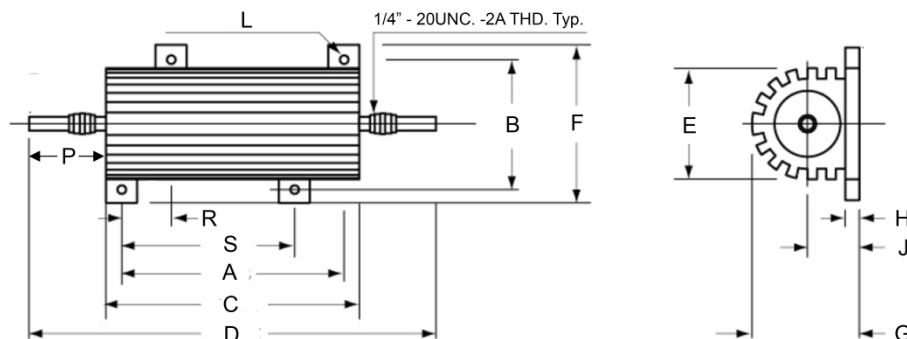
Type	A	B	C	D	E	F	G	Unit
KAL/NKAL10	0.562 ± 0.005 14.27 ± 0.13	0.625 ± 0.005 15.88 ± 0.13	0.750 ± 0.031 19.05 ± 0.79	1.375 ± 0.062 34.93 ± 1.57	0.420 ± 0.015 10.67 ± 0.38	0.800 ± 0.015 20.32 ± 0.38	0.390 ± 0.031 9.91 ± 0.79	inches mm
KAL/NKAL25	0.719 ± 0.005 18.26 ± 0.13	0.781 ± 0.005 19.84 ± 0.13	1.062 ± 0.031 26.97 ± 0.79	1.938 ± 0.062 49.23 ± 1.57	0.550 ± 0.015 13.97 ± 0.38	1.080 ± 0.015 27.43 ± 0.38	0.546 ± 0.031 13.87 ± 0.79	inches mm
KAL/NKAL50	1.563 ± 0.005 39.70 ± 0.13	0.844 ± 0.005 21.44 ± 0.13	1.968 ± 0.031 49.99 ± 0.79	2.781 ± 0.062 70.64 ± 1.57	0.630 ± 0.015 16.00 ± 0.38	1.140 ± 0.015 28.96 ± 0.38	0.610 ± 0.031 15.49 ± 0.79	inches mm
Type	H	J	K	L	M	N	P	Unit
KAL/NKAL10	0.075 ± 0.010 1.91 ± 0.25	0.190 ± 0.015 4.83 ± 0.38	0.093 ± 0.010 2.36 ± 0.25	0.093 ± 0.005 2.36 ± 0.13	0.102 ± 0.015 2.59 ± 0.38	0.086 ± 0.005 2.18 ± 0.13	0.312 ± 0.062 7.92 ± 1.57	inches mm
KAL/NKAL25	0.088 ± 0.010 2.24 ± 0.25	0.260 ± 0.015 6.60 ± 0.38	0.172 ± 0.010 4.37 ± 0.25	0.125 ± 0.005 3.18 ± 0.13	0.115 ± 0.015 2.92 ± 0.38	0.086 ± 0.005 2.18 ± 0.13	0.438 ± 0.062 11.13 ± 1.57	inches mm
KAL/NKAL50	0.088 ± 0.010 2.24 ± 0.25	0.300 ± 0.015 7.62 ± 0.38	0.196 ± 0.010 4.98 ± 0.25	0.125 ± 0.005 3.18 ± 0.13	0.107 ± 0.015 2.72 ± 0.38	0.086 ± 0.005 2.18 ± 0.13	0.410 ± 0.062 10.41 ± 1.57	inches mm

### Mechanical Specifications – KAL/NKAL100



Type	A	B	C	D	E	F	Unit
KAL/NKAL100	2.717 ± 0.079 69.00 ± 2.00	2.362 ± 0.039 60.00 ± 1.00	3.504 ± 0.039 89.00 ± 1.00	5.315 ± 0.039 135.00 ± 1.00	1.811 ± 0.039 46.00 ± 1.00	2.756 ± 0.039 70.00 ± 1.00	inches mm
	G	H	J	L	P	Unit	
	1.752 ± 0.039 44.50 ± 1.00	0.187 ± 0.031 4.75 ± 0.79	0.748 ± 0.020 19.00 ± 0.50	0.197 ± 0.012 5.00 ± 0.30	0.906 ± 0.079 23.00 ± 2.00	inches mm	

### Mechanical Specifications – KAL/NKAL250



Type	A	B	C	D	E	F	G	Unit
KAL/NKAL250	3.858 ± 0.079 98.00 ± 2.00	2.520 ± 0.039 64.00 ± 1.00	4.488 ± 0.039 114.00 ± 1.00	6.102 ± 0.039 155.00 ± 1.00	2.087 ± 0.039 53.00 ± 1.00	3.031 ± 0.039 77.00 ± 1.00	2.185 ± 0.039 55.50 ± 1.00	inches mm
	H	J	L	P	R	S	Unit	
	0.250 ± 0.031 6.35 ± 0.79	0.984 ± 0.020 25.00 ± 0.50	0.197 ± 0.012 5.00 ± 0.30	0.827 ± 0.079 21.00 ± 2.00	0.866 22.00	3.071 78.00	inches mm	

### RoHS Compliance

Stackpole Electronics has joined the worldwide effort to reduce the amount of lead in electronic components and to meet the various regulatory requirements now prevalent, such as the European Union’s directive regarding “Restrictions on Hazardous Substances” (RoHS 3). As part of this ongoing program, we periodically update this document with the status regarding the availability of our compliant components. All our standard part numbers are compliant to EU Directive 2011/65/EU of the European Parliament as amended by Directive (EU) 2015/863/EU as regards the list of restricted substances.

### RoHS Compliance Status

Standard Product Series	Description	Package / Termination Type	Standard Series RoHS Compliant	Lead-Free Termination Composition	Lead-Free Mfg. Effective Date (Std Product Series)	Lead-Free Effective Date Code (YY/WW)
KAL	Aluminum Housed Surface Mount Resistor General Purpose/Precision High Power Resistor	Special	YES	100% Matte Sn	Jan-06	06/01

### “Conflict Metals” Commitment

We at Stackpole Electronics, Inc. are joined with our industry in opposing the use of metals mined in the “conflict region” of the eastern Democratic Republic of the Congo (DRC) in our products. Recognizing that the supply chain for metals used in the electronics industry is very complex, we work closely with our own suppliers to verify to the extent possible that the materials and products we supply do not contain metals sourced from this conflict region. As such, we are in compliance with the requirements of Dodd-Frank Act regarding Conflict Minerals.

### Compliance to "REACH"

We certify that all passive components supplied by Stackpole Electronics, Inc. are SVHC (Substances of Very High Concern) free and compliant with the requirements of EU Directive 1907/2006/EC, "The Registration, Evaluation, Authorization and Restriction of Chemicals", otherwise referred to as REACH. Contact us for complete list of REACH Substance Candidate List.

### Environmental Policy

It is the policy of Stackpole Electronics, Inc. (SEI) to protect the environment in all localities in which we operate. We continually strive to improve our effect on the environment. We observe all applicable laws and regulations regarding the protection of our environment and all requests related to the environment to which we have agreed. We are committed to the prevention of all forms of pollution.

## How to Order

	1	2	3	4	5	6	7	8	9	10	11																																																								
	K	A	L	1	0	F	B	1	0	K	0																																																								
	└──┬──┘		└──┬──┘		└──┬──┘		└──┬──┘		└──┬──┘		└──┬──┘																																																								
<table border="1" style="width: 100%; border-collapse: collapse;"> <thead> <tr> <th colspan="2">Product Series</th> </tr> <tr> <th>Code</th> <th>Description</th> </tr> </thead> <tbody> <tr> <td>KAL</td> <td>Standard</td> </tr> <tr> <td>NKAL</td> <td>Non-inductive</td> </tr> </tbody> </table>	Product Series		Code	Description	KAL	Standard	NKAL	Non-inductive	<table border="1" style="width: 100%; border-collapse: collapse;"> <thead> <tr> <th colspan="2">Power Rating</th> </tr> <tr> <th>Code</th> <th>Power</th> </tr> </thead> <tbody> <tr> <td>10</td> <td>10W</td> </tr> <tr> <td>25</td> <td>25W</td> </tr> <tr> <td>50</td> <td>50W</td> </tr> <tr> <td>100</td> <td>100W</td> </tr> <tr> <td>250</td> <td>250W</td> </tr> </tbody> </table>	Power Rating		Code	Power	10	10W	25	25W	50	50W	100	100W	250	250W	<table border="1" style="width: 100%; border-collapse: collapse;"> <thead> <tr> <th colspan="2">Tolerance</th> </tr> <tr> <th>Code</th> <th>Tol</th> </tr> </thead> <tbody> <tr> <td>B</td> <td>0.1%</td> </tr> <tr> <td>D</td> <td>0.5%</td> </tr> <tr> <td>F</td> <td>1%</td> </tr> <tr> <td>H</td> <td>3%</td> </tr> <tr> <td>J</td> <td>5%</td> </tr> </tbody> </table>	Tolerance		Code	Tol	B	0.1%	D	0.5%	F	1%	H	3%	J	5%	<table border="1" style="width: 100%; border-collapse: collapse;"> <thead> <tr> <th colspan="4">Packaging</th> </tr> <tr> <th>Code</th> <th>Description</th> <th>Size</th> <th>MOQ</th> </tr> </thead> <tbody> <tr> <td rowspan="5">B</td> <td rowspan="5">Bulk</td> <td>10</td> <td>250</td> </tr> <tr> <td>25</td> <td>250</td> </tr> <tr> <td>50</td> <td>250</td> </tr> <tr> <td>100</td> <td>60</td> </tr> <tr> <td>250</td> <td>30</td> </tr> </tbody> </table>	Packaging				Code	Description	Size	MOQ	B	Bulk	10	250	25	250	50	250	100	60	250	30	<table border="1" style="width: 100%; border-collapse: collapse;"> <thead> <tr> <th>Resistance Value</th> </tr> </thead> <tbody> <tr> <td>Four characters with the multiplier used as the decimal holder.</td> </tr> <tr> <td>"L" used as multiplier of 10<sup>-3</sup> for any value under 0.1 ohm.</td> </tr> <tr> <td>0.05 ohm = 50L0</td> </tr> <tr> <td>0.4 ohm = R400</td> </tr> <tr> <td>1 ohm = 1R00</td> </tr> <tr> <td>30 Kohm = 30K0</td> </tr> </tbody> </table>	Resistance Value	Four characters with the multiplier used as the decimal holder.	"L" used as multiplier of 10 <sup>-3</sup> for any value under 0.1 ohm.	0.05 ohm = 50L0	0.4 ohm = R400	1 ohm = 1R00	30 Kohm = 30K0
Product Series																																																																			
Code	Description																																																																		
KAL	Standard																																																																		
NKAL	Non-inductive																																																																		
Power Rating																																																																			
Code	Power																																																																		
10	10W																																																																		
25	25W																																																																		
50	50W																																																																		
100	100W																																																																		
250	250W																																																																		
Tolerance																																																																			
Code	Tol																																																																		
B	0.1%																																																																		
D	0.5%																																																																		
F	1%																																																																		
H	3%																																																																		
J	5%																																																																		
Packaging																																																																			
Code	Description	Size	MOQ																																																																
B	Bulk	10	250																																																																
		25	250																																																																
		50	250																																																																
		100	60																																																																
		250	30																																																																
Resistance Value																																																																			
Four characters with the multiplier used as the decimal holder.																																																																			
"L" used as multiplier of 10 <sup>-3</sup> for any value under 0.1 ohm.																																																																			
0.05 ohm = 50L0																																																																			
0.4 ohm = R400																																																																			
1 ohm = 1R00																																																																			
30 Kohm = 30K0																																																																			