

TECHNICAL CHARACTERISTICS

MATERIAL  
 INSULATOR: NYLON 66  
 FLAMMABILITY RATING: UL94-V0  
 COLOR: WHITE  
 PITCH: 4.20 MM

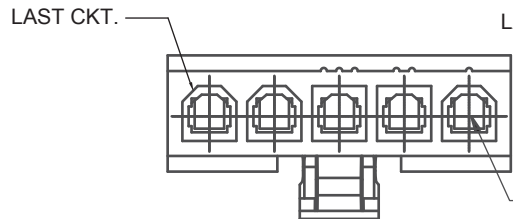
ENVIRONMENTAL  
 OPERATING TEMPERATURE: -40 UP TO 105°C  
 COMPLIANCE: LEAD FREE AND ROHS

ELECTRICAL  
 INSULATOR RESISTANCE: >1000 MOHM  
 DIELECTRIC WITHSTANDING VOLTAGE: 1500 VAC/MN

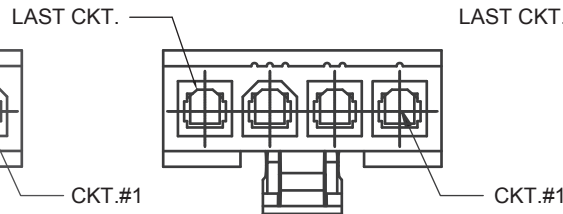
STANDARD  
 CERTIFIED: E323964

PACKAGING  
 BAG

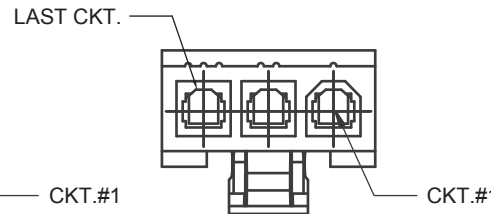
DIMENSION  
 A = 4.20 x (NB. PIN - 1)  
 B = (4.20 x NB. PIN) + 1.20



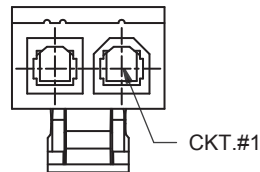
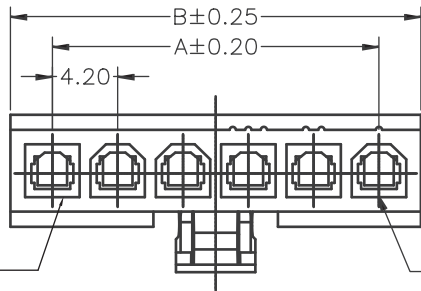
5Pin



4Pin



3Pin



RoHS Compliant			
N	24-FEB-17	CORRECTIONS	AK
M	16-JAN-17	ELECTRICAL	AK
L	19-JUL-16	TPK	AK
K	01-JUL-15	PINNING	AK
J	26-SEP-14	DRAWING	AS
I	12-MAR-14	TPK	QL
H	08-NOV-11	DRAWING	GG
REV	DATE	FILE	BY

PROJECTION:



APPROVAL: BBu

GENERAL TOLERANCE

.X = +/- 0.2

.XX = +/- 0.15

UNIT: MM

SCALE:

SHEET: 1/3

DRAW: AS



WÜRTH ELEKTRONIK

DESCRIPTION: 4.20MM FEMALE SINGLE ROW RECEPTACLE

WERI PART NO: 649 0xx 013 322

SIZE

**A4**

1

2

3

4

5

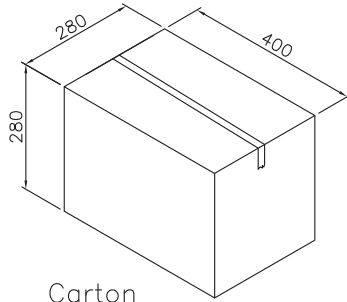

A

B

C

D

PE BAG



Carton

Pin.	Pcs/Bag	Pcs/Carton
2	200	8000
3	200	8000
4	200	5600
5	100	3000

RoHS Compliant

G			
F			
E			
D			
C			
B			
A			
REV	DATE	FILE	BY

PROJECTION:

GENERAL TOLERANCE  
.X = +/- 0.2  
.XX = +/- 0.15



APPROVAL: BBu

UNIT: MM  
SCALE:  
SHEET: 2/3  
DRAW: AS

DESCRIPTION: 4.20MM FEMALE SINGLE ROW RECEPTACLE  
WERI PART NO: 649 0xx 013 322

SIZE  
**A4**

1

2

3

4

5

## Cautions and Warnings:

This electronic component is designed and developed with the intention for use in general electronics equipments.

Before incorporating the components into any equipments in the field such as aerospace, aviation, nuclear control, submarine, transportation, (automotive control, train control, ship control), transportation signal, disaster prevention, medical, public information network etc. where higher safety and reliability are especially required or if there is possibility of direct damage or injury to human body, Würth Elektronik must be asked for a written approval.

In addition, even electronic component in general electronic equipments, when used in electrical circuits that require high safety, reliability functions or performance, the sufficient reliability evaluation-check for the safety must be performed before by the user before usage.

A

B

C

RoHS Compliant

G				PROJECTION: 	GENERAL TOLERANCE .X = +/- 0.2 .XX = +/- 0.15		
F							
E							
D							
C				APPROVAL: JC	UNIT: MM	DESCRIPTION: DISCLAIMER	SIZE <b>A4</b>
B					SCALE:		
A	10-SEP-14	PDF	QL		SHEET: 3/3	WERI PART NO: DISCLAIMER	
REV	DATE	FILE	BY		DRAW: QL		

D

# Mouser Electronics

Authorized Distributor

Click to View Pricing, Inventory, Delivery & Lifecycle Information:

[Wurth Electronics:](#)

[649002013322](#) [649004013322](#) [649003013322](#) [649005013322](#)