

THIS DRAWING IS UNPUBLISHED.

RELEASED FOR PUBLICATION

© COPYRIGHT

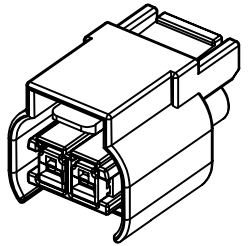
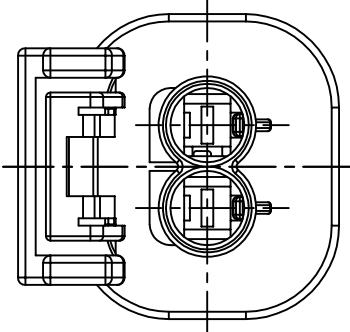
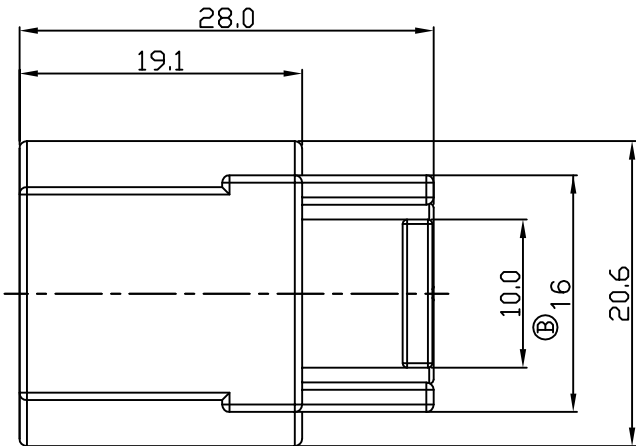
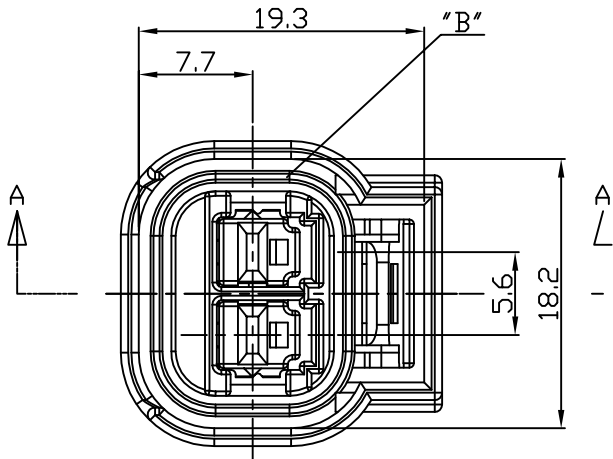
BY TYCO ELECTRONICS CORPORATION, ALL RIGHTS RESERVED.

LOC

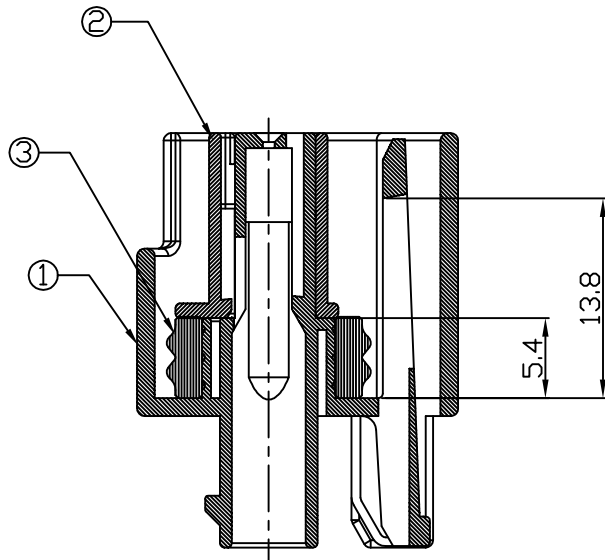
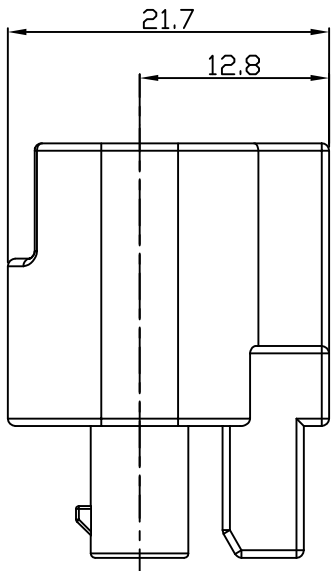
DIST

REVISIONS

P	LTR	DESCRIPTION	DATE	DWN	APVD
A1		REVISED (ECR-09-008548)	16.APR.'09	KT	HG
B		REVISED (ECR-11-012401)	15.JUN.'11	SJ	HG



3D VIEW  
(SCALE: 1/1)



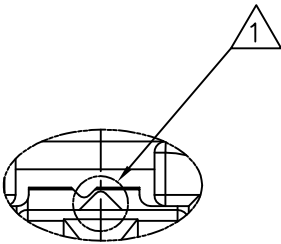
A-A

NOTES

1. CONDITION OF DELIVERY : DBL PLATE IN OPEN POSITION.  
2. APPLIED RECEPTACLE CONTACT P/N:

CONTACT	JPT TERMINAL		
Part NO.	927772-3	927770-3	927766-3
WIRE SIZE(mm <sup>2</sup> )	0.3	0.5-1.0	1.5-2.5

3. APPLIED MALE CONNECTOR P/N : 936291-1  
4. APPLIED WIRE COVER HSG P/N : 936311-1  
(CORRUGATOR DIA : Ø5)



DETAIL "B"  
SCALE 5:1

THIS DRAWING IS A CONTROLLED DOCUMENT FOR TYCO ELECTRONICS CORPORATION  
IT IS SUBJECT TO CHANGE AND THE CONTROLLING ENGINEERING ORGANIZATION  
SHOULD BE CONTACTED FOR THE LATEST REVISION.

DIMENSIONS: MM	TOLERANCES UNLESS OTHERWISE SPECIFIED:
	0 <XX<10 ± 0.2 10<XX<30 ± 0.25 30<XX ± 0.3 ANGLES ± 3°
MATERIAL	FINISH
SEE TABLE	

DWN SJ CHOI
CHK JW JUNG
APVD HG CHO
PRODUCT SPEC -
APPLICATION SPEC -
WEIGHT -
CUSTOMER DRAWING

NO.	DESCRIPTION	P/N	MATERIAL	COLOR	QTY
3	INNER SEAL	936821-1	SILICON	RED ORANGE	1
2	DBL PLATE	936250-1	PBT GF10	WHITE	1
1	PLUG HSG	936249-1	PBT	BLACK	1
TE Connectivity					
NAME					
.090 SEALED 2P PLUG ASS'Y					
SIZE	CAGE CODE	DRAWING NO	RESTRICTED TO		
A3	00779	C-936248	-		
SCALE 2/1		SHEET 1 OF 1	REV B		

# Mouser Electronics

Authorized Distributor

Click to View Pricing, Inventory, Delivery & Lifecycle Information:

[TE Connectivity:](#)

[936248-2](#)