

REVISION			
REV	DESCRIPTION	DATE	APPROVED
A1	REVISED PER ECO-13-012626	8/05/13	I. MYONG
B2	REVISED PER ECO-16-004309	3/10/16	I. MYONG

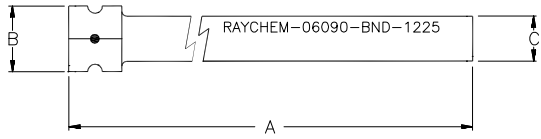


FIGURE 1
CONFIGURATION 1



FIGURE 2
CONFIGURATION 2 - PRE-COILED

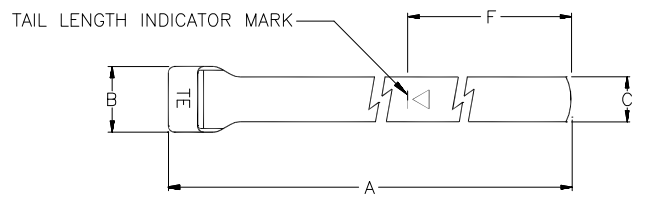
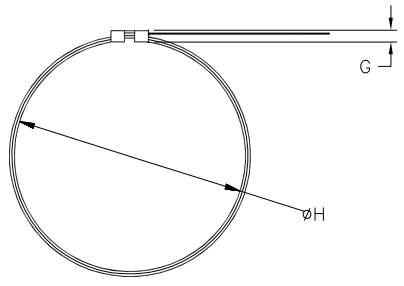


FIGURE 3
CONFIGURATION 3 & 7



FIGURE 4
CONFIGURATION 4 & 8 - PRE-COILED

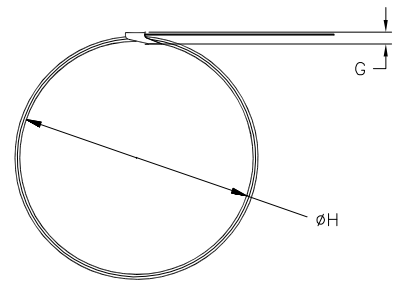


TABLE 1 - FIGURE 1 & 2 & 3 & 4 CONFIGURATIONS AND DIMENSIONS

CONFIG	FIGURE	A ±.06	B ±.031	C ±.010	D ±.003	E ±.015	F REF	G MAX	H REF
1	1	14.13 (358.90)	.328 (8.33)	.245 (6.22)	.019 (0.48)	.100 (2.54)	---	---	---
2	2	---	---	---	---	---	---	.140 (3.56)	1.75 (44.5)
3	3	14.25 (361.95)	.350 (8.89)	.245 (6.22)	.019 (0.48)	.074 (1.88)	2.031 (51.59)	---	---
4	4	---	---	---	---	---	---	.150 (3.81)	1.75 (44.5)
7	3	8.12 (206.25)	.195 (4.95)	.115 (2.92)	.015 (0.38)	.053 (1.35)	2.031 (51.59)	---	---
8	4	---	---	---	---	---	---	.073 (1.85)	1.12 (28.4)

© 2016 Tyco Electronics Corporation. All rights reserved.

Raychem Adapters
CUSTOMER DRAWING

UNLESS OTHERWISE SPECIFIED DIMENSIONS ARE IN INCHES.
 .000 ± .015 ANGLES: ± 0° 30'
 DECIMALS: .00 ± .03 ROUGHNESS IN MICRON
 .0 ± .05
 DIMENSIONING AND TOLERANCING PER ASME Y14.5-2009
 TYCO ELECTRONICS RESERVES THE RIGHT TO AMEND THIS DRAWING AT ANYTIME. USERS SHOULD EVALUATE THE SUITABILITY OF THE PRODUCT FOR THEIR APPLICATION.



TE Connectivity

TITLE:
CONNECTOR ACCESSORIES
ELECTRICAL BACKSHELL, SHIELD BAND
 DRAWING NO:
R85049/128

DRAWN: T. NGUYEN	CAD FILE: R85049-128_CD.dwg	CAGE CODE: 06090	RPN: N/A	SIZE: A	SCALE: ---	THIRD ANGLE PROJ. 	SHEET: 1 OF 2
---------------------	--------------------------------	---------------------	-------------	------------	---------------	-----------------------	------------------

PART NUMBERING

R85049/128 - X

- BASIC PART NUMBER




- CONFIGURATION

NOTES

- PART ARE DESIGNED TO MEET THE REQUIREMENTS OF AS85049/128.
- THIS PRODUCT IS CONSTRUCTED FROM 300 SERIES PASSIVATED CORROSION RESISTING STEEL.
- THE PRODUCT SHALL BE IDENTIFIED ON THE PACKAGE LABEL AS 06090-M85049/128-X.
- PART MARKING:
SHIELD BAND SHALL BE PERMANENTLY MARKED WITH TE LOGO (SEE AIR1351).
- THE PRE-COILED BAND SHALL BE DOUBLE WRAPPED. DIMENSIONS OF THE PRE-COILED VERSION (-2, -4, & -8) SHALL BE THE SAME AS THE UN-COILED VERSION (-1, -3, & -7), RESPECTIVELY WHEN STRAIGHTENED.
- THE INSTALATION TOOL FOR ONE STEP BAND AND TWO STEP BAND ARE NOT INTERCHANGEABLE.
- FOR INFORMATION ON INSTALLATION TOOL AND APPLICATION NOTES, SEE AS85049/128.

© 2016 Tyco Electronics Corporation. All rights reserved.

Raychem Adapters
CUSTOMER DRAWING

 TE Connectivity		DRAWING NO: R85049/128	
CAD FILE: R85049-128_CD.dwg	CAGE CODE: 06090	RPN: N/A	SIZE: A
SCALE: 		THIRD ANGLE PROJ. 	SHEET: 2_OF_2

Mouser Electronics

Authorized Distributor

Click to View Pricing, Inventory, Delivery & Lifecycle Information:

[TE Connectivity:](#)

[R85049/128-7](#)