

PCB terminal block - SMKDSN 1,5/16 - 1869208

Please be informed that the data shown in this PDF Document is generated from our Online Catalog. Please find the complete data in the user's documentation. Our General Terms of Use for Downloads are valid (<http://phoenixcontact.com/download>)

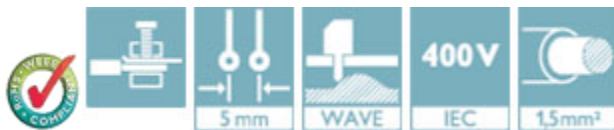
PCB terminal block, Nominal current: 13.5 A, Nom. voltage: 400 V, Pitch: 5 mm, Number of positions: 16, Connection method: Screw connection with tension sleeve, Mounting: Wave soldering, Conductor/PCB connection direction: 45 °, Color: green




The figure shows a 10-position version of the product

Product Features

- Arrangement of several rows of terminal blocks one behind the other – multi-level effect with the same design height
- PCB terminal blocks with compact housing dimensions and low design height
- Conductor and screwdriver axis at an angle of 55° to the usual direction
- Conductor cross sections up to 1.5 mm²



Key Commercial Data

Packing unit	1 pc
GTIN	
Weight per Piece (excluding packing)	18.21 g
Custom tariff number	85369010
Country of origin	Germany

Technical data

Dimensions

Length	12 mm
Pitch	5.00 mm
Dimension a	75 mm
Constructional height	11 mm
Length of the solder pin	3.5 mm

PCB terminal block - SMKDSN 1,5/16 - 1869208

Technical data

Dimensions

Pin dimensions	0,5 x 1 mm
Hole diameter	1.3 mm

General

Range of articles	SMKDSN 1,5
Insulating material group	I
Rated surge voltage (III/3)	4 kV
Rated surge voltage (III/2)	4 kV
Rated surge voltage (II/2)	4 kV
Rated voltage (III/3)	250 V
Rated voltage (III/2)	400 V
Rated voltage (II/2)	630 V
Connection in acc. with standard	EN-VDE
Nominal current I_N	13.5 A
Nominal cross section	1.5 mm ²
Maximum load current	13.5 A
Insulating material	PA
Solder pin surface	Sn
Flammability rating according to UL 94	V0
Internal cylindrical gage	A1
Stripping length	6 mm
Number of positions	16
Screw thread	M3
Tightening torque, min	0.5 Nm
Tightening torque max	0.6 Nm

Connection data

Conductor cross section solid min.	0.14 mm ²
Conductor cross section solid max.	1.5 mm ²
Conductor cross section flexible min.	0.14 mm ²
Conductor cross section flexible max.	1.5 mm ²
Conductor cross section flexible, with ferrule without plastic sleeve min.	0.25 mm ²
Conductor cross section flexible, with ferrule without plastic sleeve max.	1.5 mm ²
Conductor cross section flexible, with ferrule with plastic sleeve min.	0.25 mm ²
Conductor cross section flexible, with ferrule with plastic sleeve max.	1.5 mm ²
Conductor cross section AWG min.	26
Conductor cross section AWG max.	16
2 conductors with same cross section, solid min.	0.14 mm ²

PCB terminal block - SMKDSN 1,5/16 - 1869208

Technical data

Connection data

2 conductors with same cross section, solid max.	0.75 mm ²
2 conductors with same cross section, stranded min.	0.14 mm ²
2 conductors with same cross section, stranded max.	0.75 mm ²
2 conductors with same cross section, stranded, ferrules without plastic sleeve, min.	0.25 mm ²
2 conductors with same cross section, stranded, ferrules without plastic sleeve, max.	0.5 mm ²
2 conductors with same cross section, stranded, TWIN ferrules with plastic sleeve, min.	0.5 mm ²
2 conductors with same cross section, stranded, TWIN ferrules with plastic sleeve, max.	1 mm ²

Standards and Regulations

Connection in acc. with standard	EN-VDE
	CSA
Flammability rating according to UL 94	V0

Classifications

eCl@ss

eCl@ss 4.0	27141109
eCl@ss 4.1	27141109
eCl@ss 5.0	27141190
eCl@ss 5.1	27141190
eCl@ss 6.0	27261101
eCl@ss 7.0	27440401
eCl@ss 8.0	27440401
eCl@ss 9.0	27440401

ETIM

ETIM 3.0	EC001121
ETIM 4.0	EC002643
ETIM 5.0	EC002643

UNSPSC

UNSPSC 6.01	30211801
UNSPSC 7.0901	39121432
UNSPSC 11	39121432
UNSPSC 12.01	39121432
UNSPSC 13.2	39121432

PCB terminal block - SMKDSN 1,5/16 - 1869208

Approvals

Approvals


Approvals

CSA / SEV / CCA / IEC EE CB Scheme / SEV / EAC / EAC / cULus Recognized / cULus Recognized

Ex Approvals

Approvals submitted

Approval details

CSA 		
	B	D
mm ² /AWG/kcmil	28-14	28-14
Nominal current I _N	10 A	10 A
Nominal voltage U _N	150 V	300 V

SEV	
mm ² /AWG/kcmil	1.5
Nominal current I _N	13.5 A
Nominal voltage U _N	250 V

CCA

IECEE CB Scheme 	
---	--

SEV	
mm ² /AWG/kcmil	1.5
Nominal current I _N	13.5 A

PCB terminal block - SMKDSN 1,5/16 - 1869208

Approvals

Nominal voltage UN	250 V
--------------------	-------

EAC

EAC

cULus Recognized		
	B	D
mm ² /AWG/kcmil	30-14	30-14
Nominal current IN	10 A	10 A
Nominal voltage UN	300 V	300 V

cULus Recognized 
--

Accessories

Accessories

Labeled terminal marker

Marker card - SK 5/3,8:FORTL.ZAHLEN - 0804183



Marker card, Card, white, labeled, Horizontal: Consecutive numbers 1 - 10, 11 - 20, etc. up to 91 - (99)100, Mounting type: Adhesive, for terminal block width: 5 mm, Lettering field: 5 x 3.8 mm

Marker pen

Marker pen - B-STIFT - 1051993



Marker pen, for manual labeling of unprinted Zack strips, smear-proof and waterproof, line thickness 0.5 mm

Screwdriver tools

PCB terminal block - SMKDSN 1,5/16 - 1869208

Accessories

Screwdriver - SZS 0,6X3,5 - 1205053



Actuation tool, for ST terminal blocks, insulated, also suitable for use as a bladed screwdriver, size: 0.6 x 3.5 x 100 mm, 2-component grip, with non-slip grip

Terminal marking

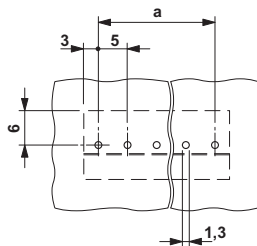
Marker card - SK 5/3,8:UNBEDRUCKT - 0805409



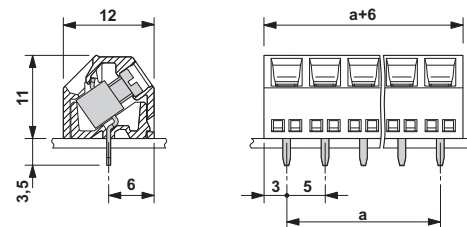
Marker card, Card, white, unlabeled, can be labeled with: Marker pen, Mounting type: Adhesive, for terminal block width: 5 mm, Lettering field: 5 x 3.8 mm

Drawings

Drilling diagram



Dimensional drawing



Mouser Electronics

Authorized Distributor

Click to View Pricing, Inventory, Delivery & Lifecycle Information:

Phoenix Contact:

1869208