




CMOS/ 2.5V to 3.3V/ 5.0×3.2mm



RoHS Compliant

**Features**

- Wide operating voltage range 2.5 to 3.3V
- $\pm 25 \times 10^{-6}$  available
- Highly reliable with seam welding
- Miniature ceramic package
- CMOS output

**Table 1**

Freq. Tol. Code	Tolerance $\times 10^{-6}$	Operating Temperature Range (°C)	Note
0	$\pm 50$	-10 to +70	Standard specifications
S	$\pm 30$		
U	$\pm 25$		
F	$\pm 100$	-40 to +85	Please contact us for available frequencies.
G	$\pm 50$		
6	$\pm 50$	-40 to +105	

**How to Order**

**KC5032A 150.000 C 2 □ E 00**  
 ① ② ③ ④ ⑤ ⑥ ⑦

- ① Series
- ② Output Frequency
- ③ Output Type (CMOS)
- ④ Supply Voltage (2.5V, 3.3V Compatible)
- ⑤ Frequency Tolerance (See Table 1)
- ⑥ Symmetry/ INH Function (45/ 55%, Stand-by)
- ⑦ Individual Specification (STD Specification is "00")

Packaging (Tape & Reel 1000 pcs./ reel)

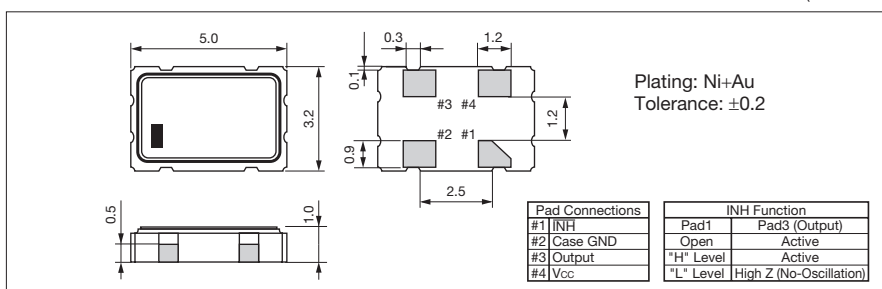
**Specifications**

Item	Symbol	Conditions	Min.	Max.	Units	
Output Frequency Range	fo	fo>135MHz	135	170	MHz	
Frequency Tolerance	f <sub>tol</sub>	Initial tolerance, Operating temperature range, Rated power supply voltage change, Load change, Aging (1 year @25°C), Shock and vibration	Op. Temp.: -40 to +85°C	-100	+100	$\times 10^{-6}$
			Op. Temp.: -10 to +70°C/ -40 to +85°C/ -40 to +105°C	-50	+50	
			Op. Temp.: -10 to +70°C	-30	+30	
			Op. Temp.: -10 to +70°C	-25	+25	
Storage Temperature Range	T <sub>stg</sub>	Standard Specification	-55	+125	°C	
Operating Temperature Range	T <sub>use</sub>	Standard Specification	-10	+70	°C	
		Extend (Option)	-40	+85		
Max. Supply Voltage	—		-0.3	+4.0	V	
Supply Voltage	V <sub>cc</sub>		+2.25	+3.63	V	
Current Consumption (Loaded) (2.25<V <sub>cc</sub> ≤2.8V)	I <sub>cc</sub>	135<fo≤150MHz	—	19	mA	
Current Consumption (Loaded) (2.8<V <sub>cc</sub> ≤3.63V)		150<fo≤170MHz	—	23		
		135<fo≤150MHz	—	21		
		150<fo≤170MHz	—	25		
Stand-by Current	I <sub>std</sub>		—	10	μA	
Symmetry	SYM	@50% V <sub>cc</sub>	45	55	%	
Rise/ Fall Time (10% V <sub>cc</sub> to 90% V <sub>cc</sub> Maximum Loaded)	tr/ tf	2.25≤V <sub>cc</sub> ≤2.8V	—	3.0	ns	
		2.8<V <sub>cc</sub> ≤3.63V	—	2.5		
Low Level Output Voltage	V <sub>OL</sub>	I <sub>OL</sub> = 4mA	—	10% V <sub>cc</sub>	V	
High Level Output Voltage	V <sub>OH</sub>	I <sub>OH</sub> = -4mA	90% V <sub>cc</sub>	—	V	
Output Load	L <sub>CMOS</sub>	2.25≤V <sub>cc</sub> ≤3.63V	—	15	pF	
Input Voltage Range	V <sub>IN</sub>		0	V <sub>cc</sub>	V	
Low Level Input Voltage	V <sub>IL</sub>		—	30% V <sub>cc</sub>	V	
High Level Input Voltage	V <sub>IH</sub>		70% V <sub>cc</sub>	—	V	
Disable Time	t <sub>dis</sub>		—	150	ns	
Enable Time	t <sub>ena</sub>		—	5	ms	
Start-up Time	t <sub>str</sub>	@Minimum operating voltage to be 0 sec.	—	10	ms	
1 Sigma Jitter	J <sub>Sigma</sub>	Measured with Wavecrest SIA-3000	—	4	ps	
Peak to Peak Jitter	J <sub>PK-PK</sub>		—	30	ps	

Note: All electrical characteristics are defined at the maximum load and operating temperature range.  
 Please contact us for inquiry about operating temperature range, available frequencies and other conditions.

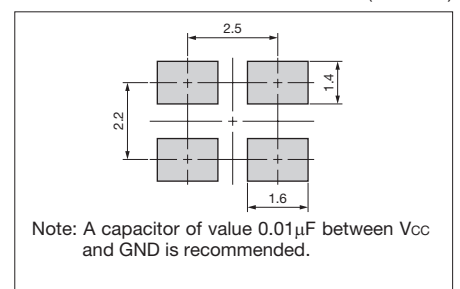
**Dimensions**

(Unit: mm)



**Recommended Land Pattern**

(Unit: mm)



# Mouser Electronics

Authorized Distributor

Click to View Pricing, Inventory, Delivery & Lifecycle Information:

[Kyocera:](#)

[KC5032A156.250C20E00](#) [KC5032A150.000C20E00](#) [KC5032A155.520C20E00](#) [KC5032A150.000C2GE00](#)