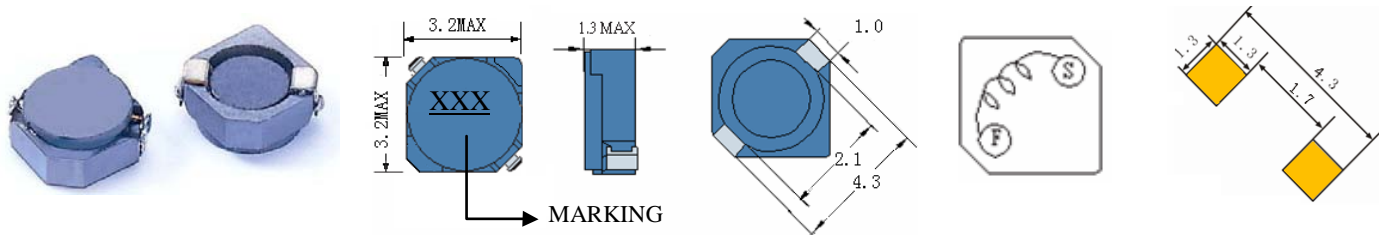


SCRH2D11

SMD POWER INDUCTORS



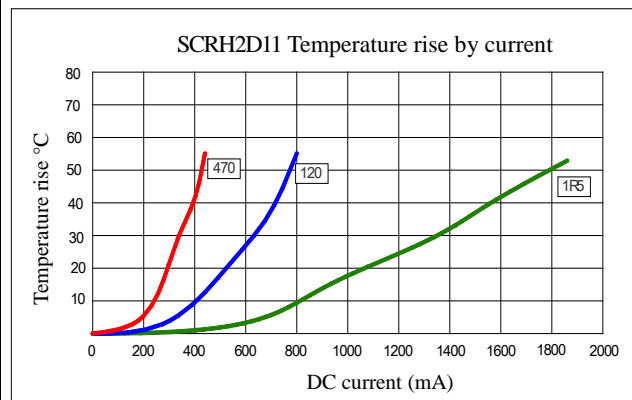
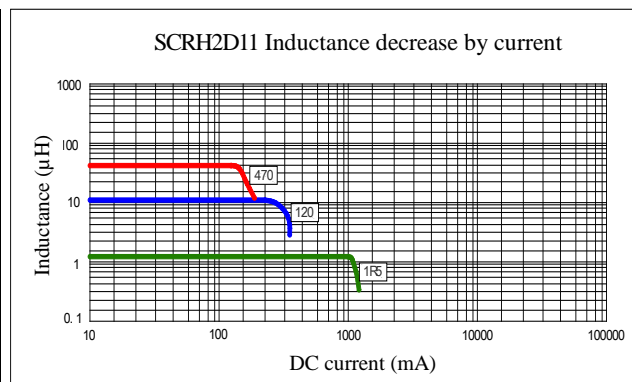
• Features

1. Magnetically shielded construction
2. Excellent Power Density
3. Engineered to Provide High Efficiency



ELECTRICAL CHARACTERISTICS

Part Number	Inductance (uH) (1)	Test Frequency	DC Resistance (Ω MAX) (2)	Saturation Current ⁽³⁾ (A)	Temperature Current ⁽⁴⁾ (A)
SCRH2D11-1R5	1.5	100KHZ	95m	0.90	1.45
SCRH2D11-2R2	2.2	100KHZ	121m	0.64	1.27
SCRH2D11-3R3	3.3	100KHZ	160m	0.60	1.14
SCRH2D11-4R7	4.7	100KHZ	235m	0.50	1.02
SCRH2D11-6R8	6.8	100KHZ	304m	0.40	0.86
SCRH2D11-100	10	100KHZ	524m	0.34	0.70
SCRH2D11-120	12	100KHZ	595m	0.30	0.56
SCRH2D11-150	15	100KHZ	656m	0.24	0.50
SCRH2D11-180	18	100KHZ	691m	0.23	0.50
SCRH2D11-220	22	100KHZ	1.12	0.22	0.43
SCRH2D11-330	33	100KHZ	1.87	0.18	0.38
SCRH2D11-470	47	100KHZ	2.35	0.15	0.34



- (1). Inductance tolerance $\pm 30\%$ tested at 0.25V, 0ADC and 25°C
- (2). DCR measured at 25°C.
- (3). The DC current at which the inductance decreases by 35% from its initial value.
- (4). The DC current that results in a 40°C temperature rise from 25°C ambient.

[Click here for QUANTITY PER REEL & PACKING INFORMATION](#)

Custom versions available upon request.

©2011 Signal Transformer –Specification subject to change without notice. 07.11

Mouser Electronics

Authorized Distributor

Click to View Pricing, Inventory, Delivery & Lifecycle Information:

[Bel:](#)

[SCRH2D11-2R2](#) [SCRH2D11-220](#) [SCRH2D11-6R8](#) [SCRH2D11-100](#) [SCRH2D11-470](#) [SCRH2D11-120](#) [SCRH2D11-4R7](#) [SCRH2D11-3R3](#) [SCRH2D11-180](#) [SCRH2D11-1R5](#) [SCRH2D11-150](#) [SCRH2D11-330](#)