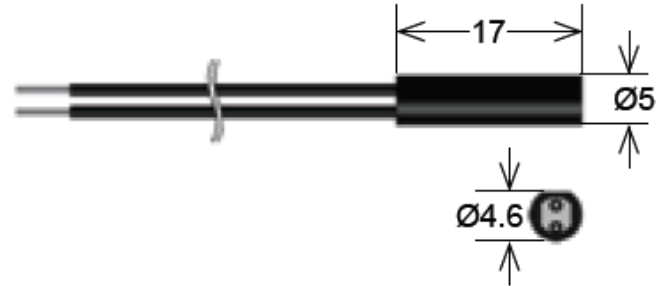


# MK18 Series Reed Sensors



- Features: Cylindrical Reed Sensor, Choice of Cable Termination & Lengths available, Various Case Sizes
- Applications: Door & Window Contacts, With Magnetic Floats for Water Level Detection, Position Sensing
- Markets: Appliance, Industrial, Security & Others

Part Description: **MK 18-0X00X-000X**

Contact QTY	Contact Form	Switch Model	Magnetic Sensitivity	Cable Length (mm)	Termination
1	A	87	B, C, D, E	100, 200, 300, 500, 1,000, 1,500	w

Customer Options	Switch Model	Unit
<b>Contact Data</b>	<b>87</b>	
<b>Rated Power (max.)</b> Any DC combination of V&A not to exceed their individual max.'s	10	W
<b>Switching Voltage (max.)</b> DC or peak AC	200	V
<b>Switching Current (max.)</b> DC or peak AC	0.4	A
<b>Carry Current (max.)</b> DC or peak AC	0.5	A
<b>Contact Resistance (max.)</b> @ 0.5V & 50mA	150	mOhm
<b>Breakdown Voltage (min.)</b> According to EN60255-5	0.23	kVDC
<b>Operating Time (max.)</b> Incl. Bounce; Measured with w/ Nominal Voltage	0.6	ms
<b>Release Time (max.)</b> Measured with no Coil Excitation	0.05	ms
<b>Insulation Resistance (typ.)</b> Rh<45%, 100V Test Voltage	10 <sup>9</sup>	Ohm
<b>Capacitance (typ.)</b> @ 10kHz across open Switch	0.2	pF

Series Datasheet – MK18 Reed Sensors

www.standexmeder.com

Housing and Cable Specifications	
Housing Material	PBT Glass Fiber Reinforced
Case Color	Black
Sealing Compound	Polyurethan
Cable Typ	Flat Cable
Cable Material	PVC
Cross Section (mm <sup>2</sup> )	2 x 0.14


Environmental Data		Unit
Shock Resistance (max.) 1/2 sine wave duration 11ms	50	g
Vibration Resistance (max.)	20	g
Operating Temperature Cable not moved	-30 to 70	°C
Operating Temperature Cable moved	-5 to 70	°C
Storage Temperature	-30 to 70	°C

Glossary Contact Form		
Form A	NO = Normally Open Contacts SPST = Single Pole Single Throw	
Form B	NC = Normally Closed Contacts SPST = Single Pole Single Throw	
Form C	Changeover SPDT = Single Pole Double Throw	

Glossary Magnetic Sensitivity							
Sens.	A	B	C	D	E	F	G
AT	05-10	10-15	15-20	20-25	25-30	30-35	35-40



MK18 Reed Sensor

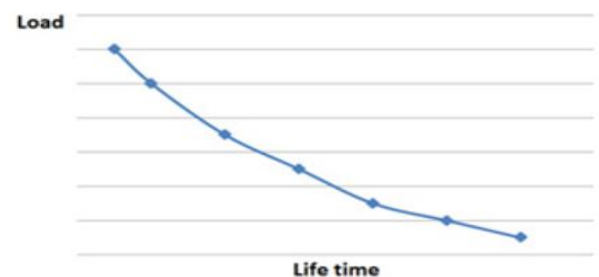


Handling & Assembly Instructions

- Max torque on housing is 1Nm
- Cable bending-radius is diameter x 15
- Min. bending distance to housing is 5mm
- Drag mark out of the mounting area forbidden
- Decrease switching distance by mounting on iron
- Do not use magnetically inductive screws
- Series resistor recommended for > 5m cable length

Life Test Data

\*Load increase reduces life expectancy of Reed Switches



# Mouser Electronics

Authorized Distributor

Click to View Pricing, Inventory, Delivery & Lifecycle Information:

[Standex Electronics:](#)

[MK18-B-300-W](#) [MK18-B-300W](#)