

## Base strip - GMSTBVA 2,5/ 4-G-7,62 - 1766796

Please be informed that the data shown in this PDF Document is generated from our Online Catalog. Please find the complete data in the user's documentation. Our General Terms of Use for Downloads are valid (<http://phoenixcontact.com/download>)

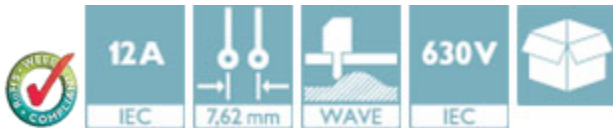
Header, Nominal current: 12 A, Rated voltage (III/2): 630 V, Number of positions: 4, Pitch: 7.62 mm, Color: green, Contact surface: Tin, Mounting: Wave soldering



The figure shows a 10-position version of the product

### Product Features

- Plug-in direction vertical to the PCB
- Headers with straight solder pins for 630 V applications (III/2)



### Key Commercial Data

Packing unit	1 pc
GTIN	 4 017918 032814
Weight per Piece (excluding packing)	1.92 g
Custom tariff number	85366990
Country of origin	Germany

### Technical data

#### Dimensions

Length	8.6 mm
Pitch	7.62 mm
Dimension a	22.86 mm
Width	30.48 mm
Constructional height	12 mm
Height	15.9 mm
Length of the solder pin	3.9 mm

## Base strip - GMSTBVA 2,5/ 4-G-7,62 - 1766796

### Technical data

#### Dimensions

Pin dimensions	1 x 1 mm
Hole diameter	1.4 mm

#### General

Range of articles	GMSTBVA 2,5/..-G
Insulating material group	I
Rated surge voltage (III/3)	6 kV
Rated surge voltage (III/2)	6 kV
Rated surge voltage (II/2)	6 kV
Rated voltage (III/3)	400 V
Rated voltage (III/2)	630 V
Rated voltage (II/2)	630 V
Connection in acc. with standard	EN-VDE
Nominal current I <sub>N</sub>	12 A
Maximum load current	12 A
Insulating material	PA
Flammability rating according to UL 94	V0
Color	green
Number of positions	4

#### Standards and Regulations

Connection in acc. with standard	EN-VDE
	CSA
Flammability rating according to UL 94	V0

### Classifications

#### eCl@ss

eCl@ss 4.0	272607xx
eCl@ss 4.1	27260701
eCl@ss 5.0	27260701
eCl@ss 5.1	27260701
eCl@ss 6.0	27260704
eCl@ss 7.0	27440402
eCl@ss 8.0	27440402
eCl@ss 9.0	27440402

# Base strip - GMSTBVA 2,5/ 4-G-7,62 - 1766796

## Classifications

### ETIM

ETIM 3.0	EC001121
ETIM 4.0	EC002637
ETIM 5.0	EC002637

### UNSPSC

UNSPSC 6.01	30211810
UNSPSC 7.0901	39121409
UNSPSC 11	39121409
UNSPSC 12.01	39121409
UNSPSC 13.2	39121409

## Approvals

### Approvals

#### Approvals


CSA / UL Recognized / VDE Gutachten mit Fertigungsüberwachung / cUL Recognized / IECCE CB Scheme / EAC / EAC / cULus Recognized

#### Ex Approvals

#### Approvals submitted

### Approval details


CSA 		
	B	D
Nominal current I <sub>N</sub>	10 A	10 A
Nominal voltage U <sub>N</sub>	300 V	300 V

UL Recognized 		
	B	D
Nominal current I <sub>N</sub>	15 A	10 A


## Base strip - GMSTBVA 2,5/ 4-G-7,62 - 1766796

### Approvals


	B	D
Nominal voltage UN	300 V	300 V

VDE Gutachten mit Fertigungsüberwachung 

Nominal current IN	12 A
Nominal voltage UN	400 V

cUL Recognized 


	B	D
Nominal current IN	15 A	10 A
Nominal voltage UN	300 V	300 V

IECEE CB Scheme 

Nominal current IN	12 A
Nominal voltage UN	400 V

EAC
-----

EAC
-----

cULus Recognized 

### Accessories

Accessories

Coding element

## Base strip - GMSTBVA 2,5/ 4-G-7,62 - 1766796

### Accessories

Coding star - CR-MSTB - 1734401



Coding section, inserted into the recess in the header or the inverted plug, red insulating material

---

### Filler plug

Accessories - MSTB-BL - 1755477



Keying cap, for forming sections, plugs onto header pin, green insulating material

---

### Labeled terminal marker

Marker card - SK 7,62/3,8:FORTL.ZAHLEN - 0804549



Marker card, Card, white, labeled, Horizontal: Consecutive numbers 1 - 10, 11 - 20, etc. up to 91 - 100, Mounting type: Adhesive, for terminal block width: 7.62 mm, Lettering field: 7.62 x 3.8 mm

---

### Additional products

Printed-circuit board connector - GMSTB 2,5/ 4-ST-7,62 - 1767025



Plug component, Nominal current: 12 A, Rated voltage (III/2): 630 V, Number of positions: 4, Pitch: 7.62 mm, Connection method: Screw connection with tension sleeve, Color: green, Contact surface: Tin

## Base strip - GMSTBVA 2,5/ 4-G-7,62 - 1766796

### Accessories

Printed-circuit board connector - FRONT-GMSTB 2,5/ 4-ST-7,62 - 1806135

Plug component, Nominal current: 12 A, Rated voltage (III/2): 630 V, Number of positions: 4, Pitch: 7.62 mm, Connection method: Front screw connection, Color: green, Contact surface: Tin



Printed-circuit board connector - GMVSTBW 2,5/ 4-ST-7,62 - 1832439

Plug component, Nominal current: 12 A, Rated voltage (III/2): 630 V, Number of positions: 4, Pitch: 7.62 mm, Connection method: Screw connection with tension sleeve, Color: green, Contact surface: Tin



Printed-circuit board connector - GMVSTBR 2,5/ 4-ST-7,62 - 1832549

Plug component, Nominal current: 12 A, Rated voltage (III/2): 630 V, Number of positions: 4, Pitch: 7.62 mm, Connection method: Screw connection with tension sleeve, Color: green, Contact surface: Tin



Printed-circuit board connector - GFKC 2,5/ 4-ST-7,62 - 1939659

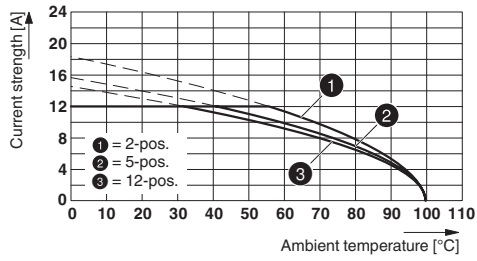
Plug component, Nominal current: 12 A, Rated voltage (III/2): 630 V, Number of positions: 4, Pitch: 7.62 mm, Connection method: Push-in spring connection, Color: green, Contact surface: Tin, COMBICON connectors may only be activated under no load conditions. If for operating reasons small loads must be switched, experimental values are available upon request.



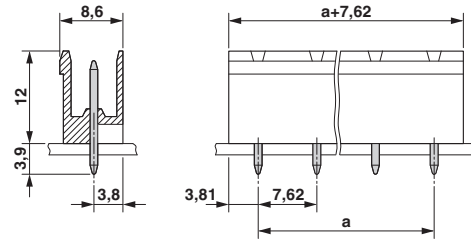
### Drawings

# Base strip - GMSTBVA 2,5/ 4-G-7,62 - 1766796

Diagram

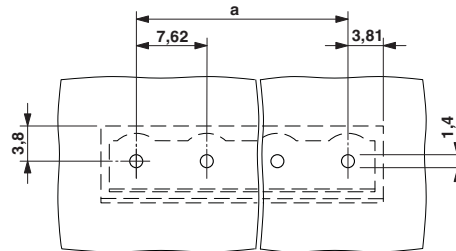


Dimensional drawing



Type: GMSTB 2,5/...-ST-7,62 with GMSTBVA 2,5/...-G-7,62

Drilling diagram



# Mouser Electronics

Authorized Distributor

Click to View Pricing, Inventory, Delivery & Lifecycle Information:

[Phoenix Contact:](#)

[1766796](#)