

UNCONTROLLED DOCUMENT

29F0303-0T0-10

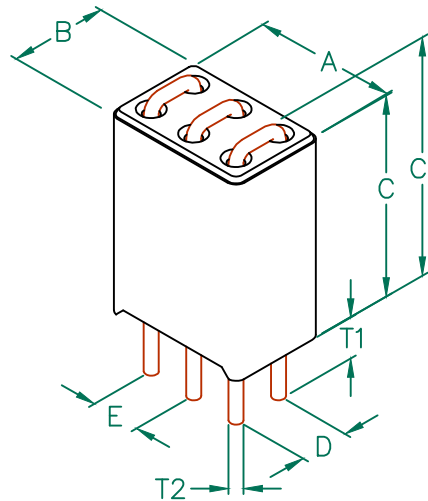


PHYSICAL DIMENSIONS:

A	7.62	[.300]	+ 0.13	[.005]
B	5.08	[.200]	+ 0.08	[.003]
C	10.44	[.411]	+ 0.20	[.008]
C1	11.43	[.450]	MAX	
D	2.54	[.100]	+ 0.13	[.005]
E	2.54	[.100]	+ 0.13	[.005]

WIRE DIMENSIONS:

T1	3.18	[.125]	TYP
T2	0.64	[.025]	REF

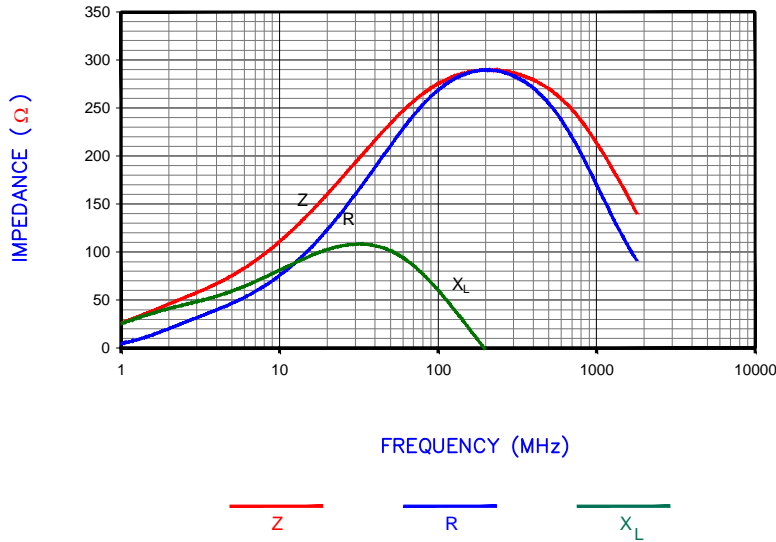


ELECTRICAL CHARACTERISTICS:			
Z @ 100MHz (Ω)	DCR (Ω)	Rated Current	Rated Voltage (VDC)
Nominal	266		
Minimum	200		
Maximum	333	0.01	8,000 mA
			290

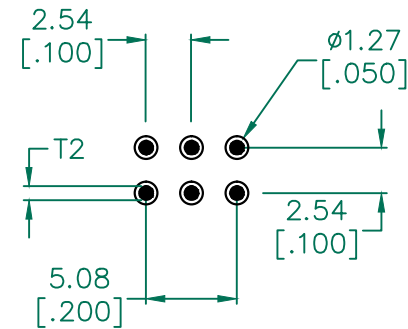
NOTES: UNLESS OTHERWISE SPECIFIED

1. BULK PACKED, 1260 per CASE.
2. COMPONENTS SHOULD BE ADEQUATELY PREHEATED BEFORE SOLDERING.
3. TERMINATION FINISH IS 100% TIN.
4. OPERATION TEMPERATURE (INCLUDING SELF-HEATING):
-40 ~ +125°C.

|Z| , R, AND X vs. FREQUENCY



HOLE PATTERN FOR THRU-HOLE INSERTION



DIMENSIONS ARE IN mm [INCHES]				This print is the property of Laird Tech. and is loaned in confidence subject to return upon request and with the understanding that no copies shall be made without the written consent of Laird Tech. All rights to design or invention are reserved.		
D	ADD RATED VOLTAGE AND NOTE 4	08/30/12	QIU	PROJECT/PART NUMBER: 29F0303-0T0-10		REV D
C	ADD ROHS SYMBOL UPDATE COMPANY LOGO	09/20/08	JRK	SCALE: NTS	SHEET: 1 of 2	
B	UPDATE COMPANY LOGO	04/24/07	JRK	DATE: 04/28/04	TOOL # H0303	
A	ORIGINAL DRAFT	04/28/04	JRK	CAD # 29F0303-0T0-10-D-1	DRAWN BY: JRK	
REV	DESCRIPTION	DATE	INT			



Mouser Electronics

Authorized Distributor

Click to View Pricing, Inventory, Delivery & Lifecycle Information:

Laird:

[29F0303-0T0-10](#)