

PBX Secure Standard83240 Part number 83240033




- Dimensions according to standard DIN 41 636 type F
- Positive break operation mechanism according to IEC 60947-5-1 Annex K
- Double break changeover switch with electrically separated circuits (form Zb)
- IP 40 or IP 67 / IP 65 versions
- Operating temperature between -50 and +85 °C
- Long overtravel
- Standard or Low level version

Part numbers

	Type	Degree of protection mechanism - connection	Connections / Accessories
83240033	Standard83240	IP 40 - IP 20	W5 + Protective cover + Lever

Specifications

Electrical characteristics

Direct opening action		
Rating nominal / 250 VAC (A)	6	
Rating nominal / 250 VDC (A)	0.6	
Rating thermal (A)	10	
Operating range / 4 →30 VDC/AC (A)	-	

Mechanical characteristics

Maximum operating force (N)	4,5
Minimum positive opening force (N)	28
Maximum rest position (mm)	8,9
Operating position (mm)	6,6 ±0,25 *
Positive opening position (mm)	4,4 *
Maximum end of travel position (mm)	3,4 *
Differential travel (mm)	1 ±0,3
Operating temperature (°C)	-50 →+85
Mechanical life (operations)	10 ⁷ (IP40) 4x10 ⁶ (IP 67)
Contact gap (mm)	2 x 1
Max. tightening torque (Nm)	1.3 on Ø 4.1 holes
Weight (g)	22 *

Comments

* Values given for versions without lever (in relation to the reference dimension X0 - See Dimensions section).

Additional characteristics

Components

Material

- Case/cover : PC GF 20 FR. (UL 94-V0, GWFI 960 °C, NFF 16-101/102 I2F1)
- Contacts : AgNi for Standard version and AgPd for low level version
- Terminals : Brass
- Button membrane : Silicone
- Screws : zinc protected steel (stainless steel on request)

Conformity to standards

- Construction and performance according to IEC 60947-5-1
- Positive opening operation according to IEC 60947-5-1 Annex K
- Dimensions conforming to standard DIN 41 636 type F

- Insulation characteristics according to standard IEC 60947-5-1

* Impulse withstand voltage : U_{imp} = 4 KV

* Rated insulation voltage : U_i = 400 V

* Pollution degree = 3

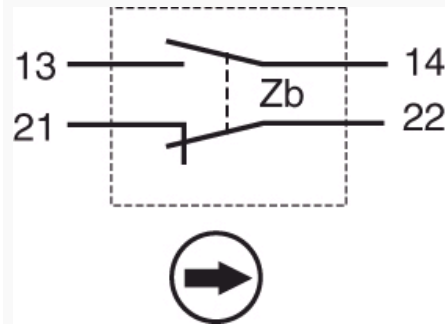
- Insulation characteristics according to standard EN 50124-1

* Impulse withstand voltage : U_{imp} = 2.5 KV

* Rated insulation voltage : U_i = 150 V

* Pollution degree = PD3A

Principles

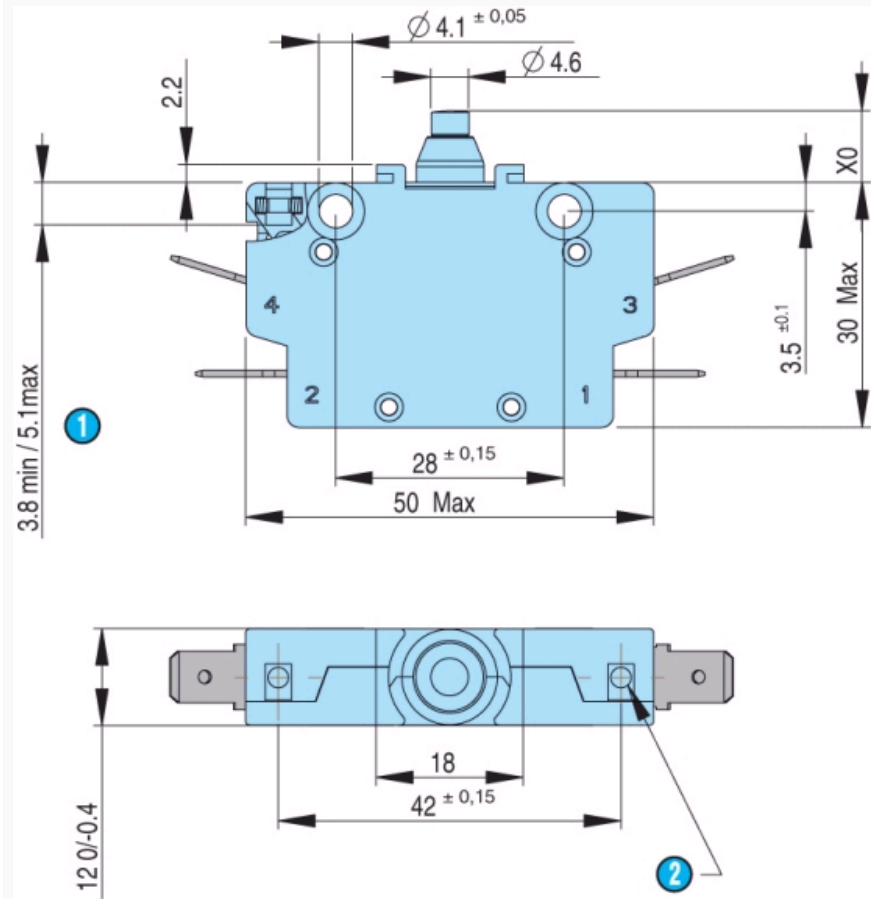


Function
Four-terminal two-way snap-action contact element (form Zb) with positive break operation. The 2 contacts are electrically separated.

Dimensions (mm)

Product

83240 - 83241 - 83242 - 83243

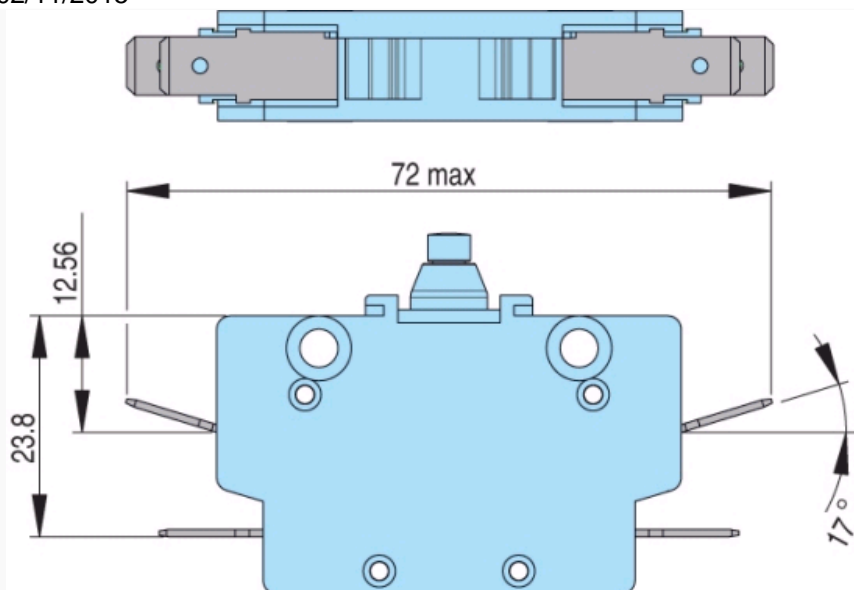
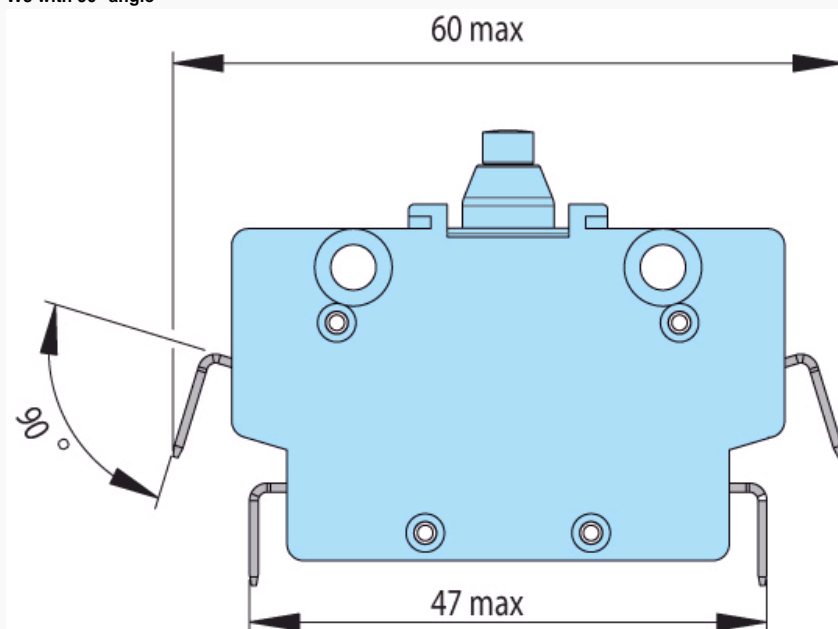


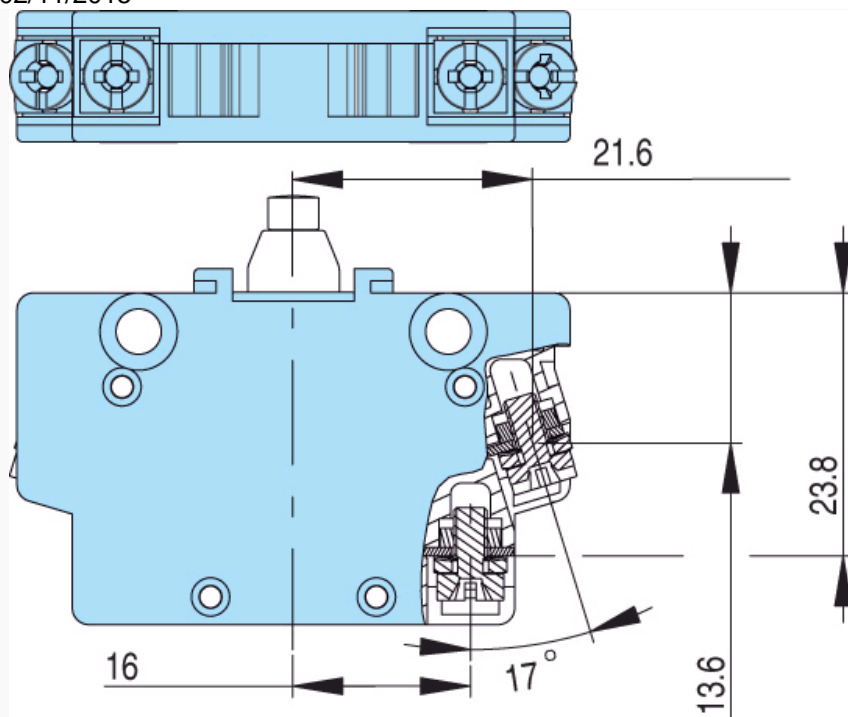
N°	Legend
1	Fixing screw threaded length
2	Fixing nuts 2 x M3

Dimensions (mm)

Connections

W3 for 6.35 mm x 0,8 mm female connector

**Dimensions (mm)****Connections****W3 with 90° angle****Dimensions (mm)****Connections****W5 with screws**

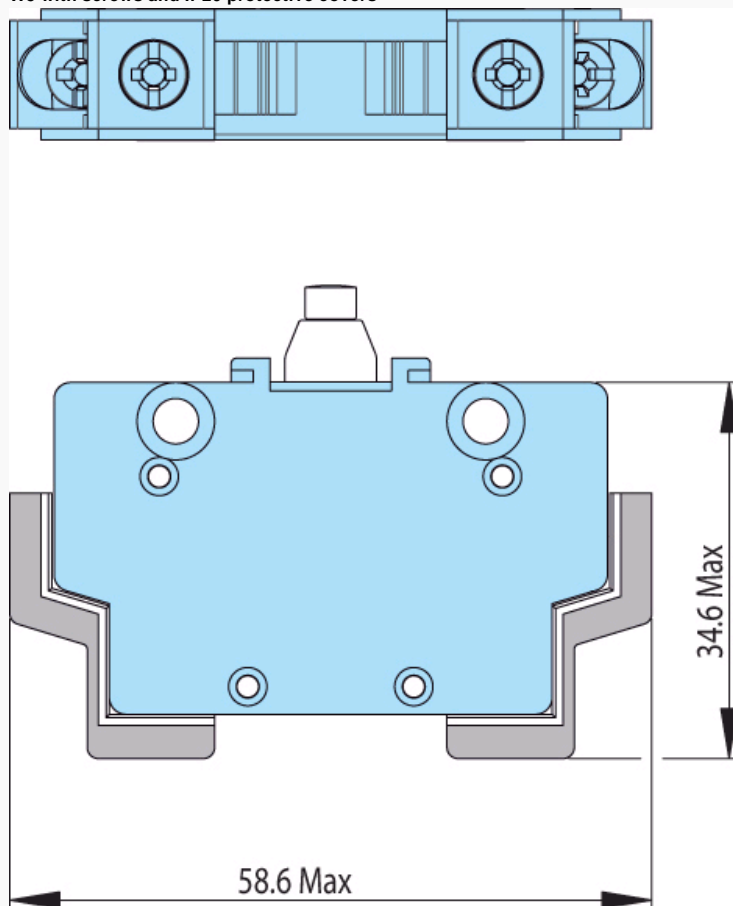


4 x M3 screws with saddle

Dimensions (mm)

Connections

W5 with screws and IP20 protective covers

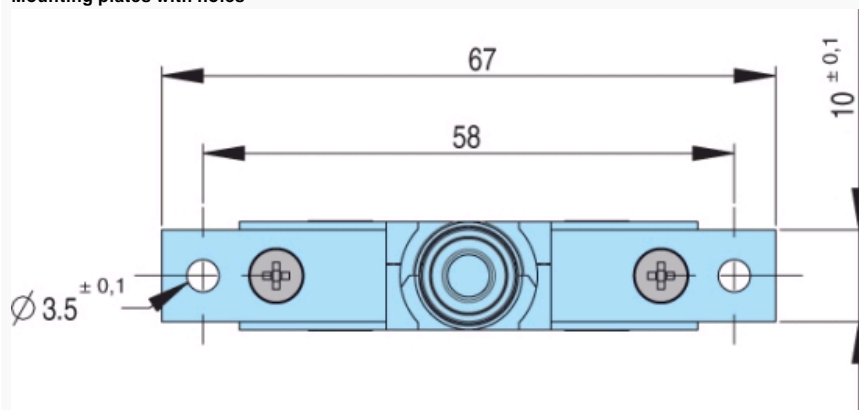


4 x M3 screws with saddle

Dimensions (mm)

Mounting accessories

Mounting plates with holes

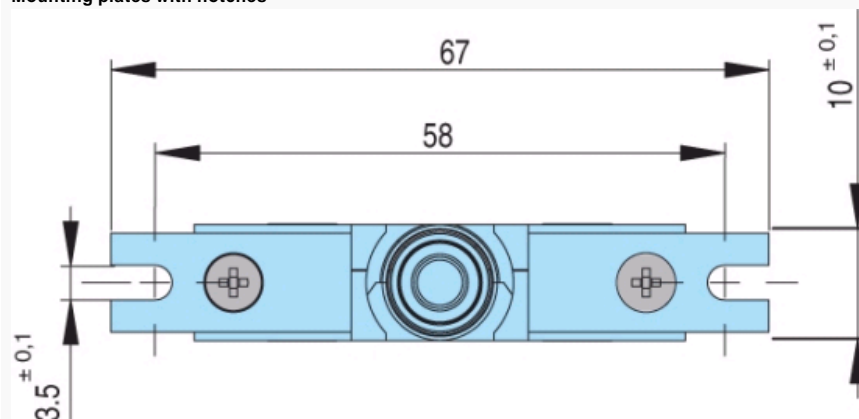


Thickness : 1 mm

Dimensions (mm)

Mounting accessories

Mounting plates with notches

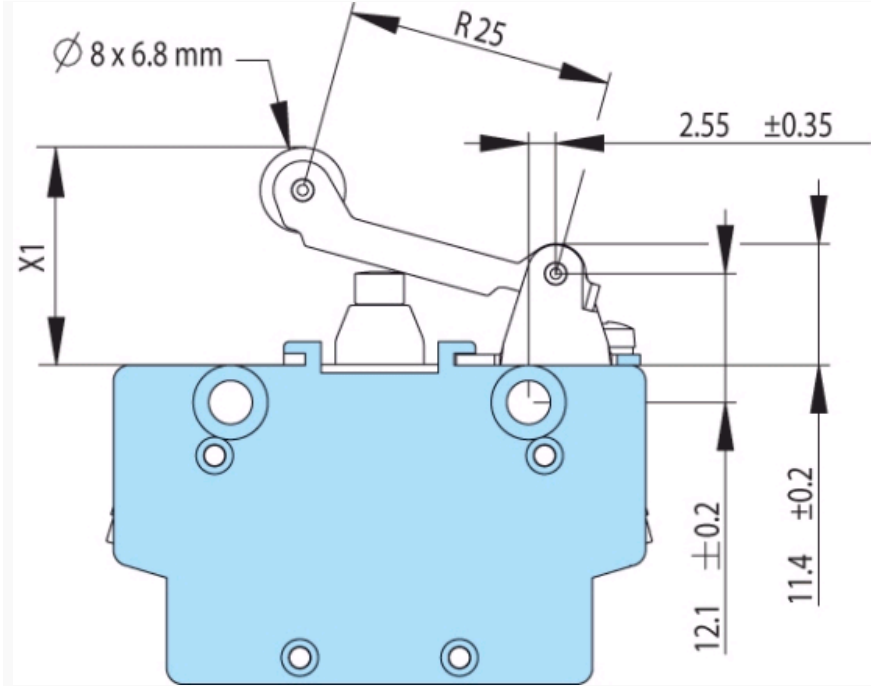


Thickness : 1 mm

Dimensions (mm)

Actuators

Roller lever



Thickness : 1 mm

Dimensions (mm)

Actuators

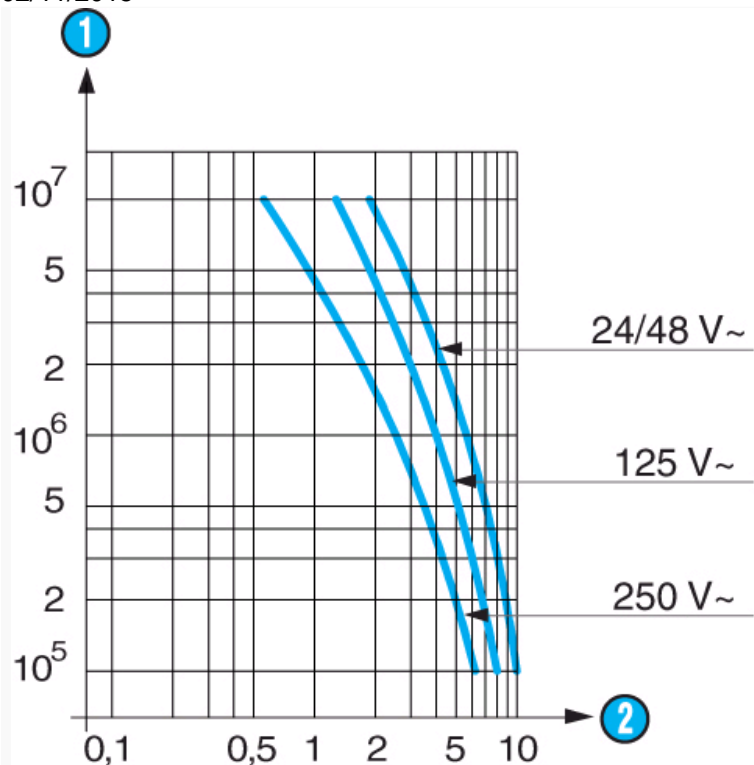
Mechanical features of lever versions

With reference to dimension X1	83240/83241	83242/83243
Maximum operating force (N)	2,7	3,9
Min. positive opening force (N)	19	19
Maximum rest position (mm)	21	21
Operating position (mm)	16,6 \pm 0,6	16,6 \pm 0,6
Positive opening position (mm)	13,2	13,2
Maximum end of travel position (mm)	12	12
Differential travel (mm)	1,8 \pm 0,55	1,8 \pm 0,55

Thickness : 1 mm

Curves

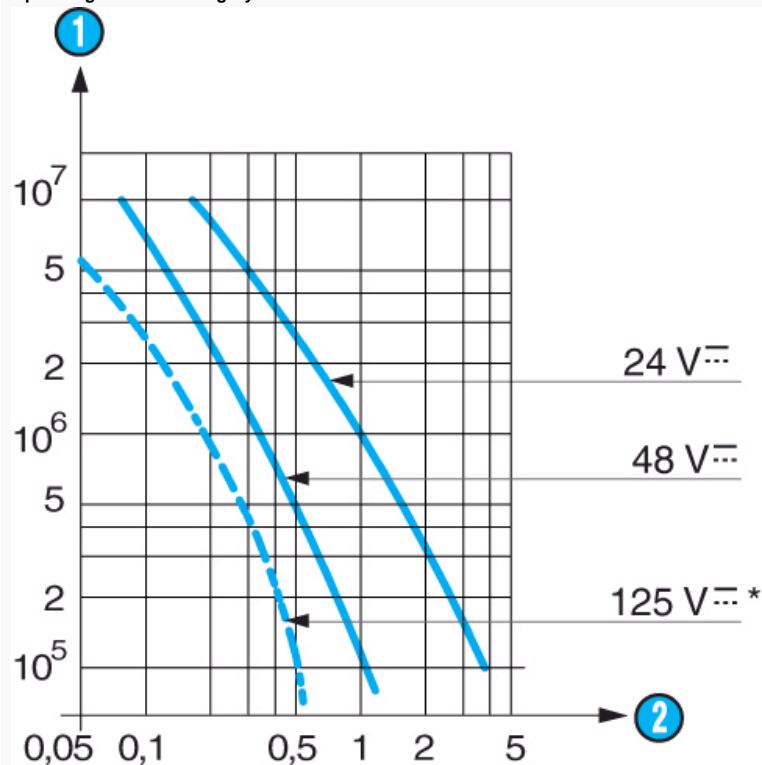
Operating curve for category AC15



N°	Legend
①	Number of operations
②	Current in Amps

Curves

Operating curve for category DC13



* For IP67 versions used in 125 V DC, please consult us.

N°	Legend
①	Number of operations



Current in Amps

Product coding 8324 x x x x**How to order****8324Xxxx (Contact/Force)**

- 0 : Standard/4.5N
- 1 : Low level/4.5N
- 2 : Standard/6.5N High force
- 3 : Low level/6.5N High force

8324xXxx (Sealing)

- 0 : IP 40
- 2 : IP 67

8324xxXx (Connection)

- 0 : W3 terminals for 6.35 mm female connector
- 1 : W3 90B terminals with 90° angle for 6.35 mm female connector
- 2 : W5 terminals with screw
- 3 : W5 terminals with screw and protective cover
- 4 : W5 terminals supplied without screws

8324xxxX (Accessory fitted)

- 0 : Without
- 1 : Mounting plates with holes
- 2 : Mounting plates with notches
- 3 : Roller lever (without plate)
- 4 : Roller lever with mounting plates with holes
- 5 : Roller lever with mounting plates with notches

Example : A PBX with Standard contact (AgNi), 6,5 N force, IP 67 sealing, W3 terminals and Roller lever accessory with mounting plates with holes = **83242204**

Accessories supplied separately :

- 79552459 : Mounting plates with holes
- 79552460 : Mounting plates with notches
- 79552456 : Roller lever (without plate)
- 79552457 : Roller lever with mounting plates with holes
- 79552458 : Roller lever with mounting plates with notches

Product adaptations

- Wire outputs, cable outputs
- Special levers and actuators
- Connections :
 - W3 terminals with angle between 0° and 90°
 - special add-on terminals
- Special protective cover
- UL CSA, CCC, GOST and VDE certification on request

Mouser Electronics

Authorized Distributor

Click to View Pricing, Inventory, Delivery & Lifecycle Information:

Crouzet:

83240033