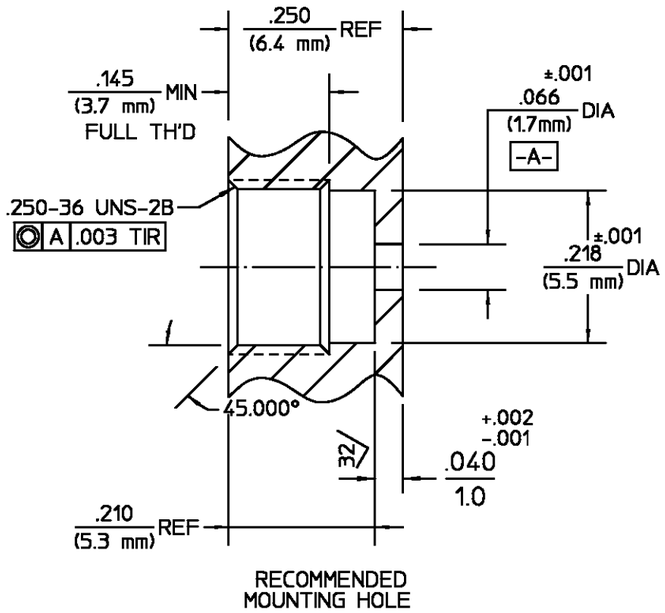

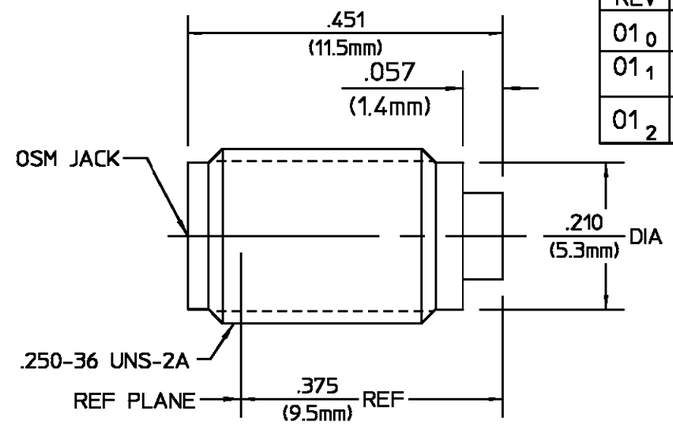

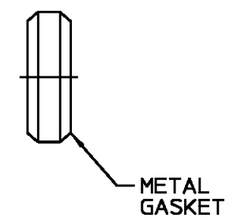

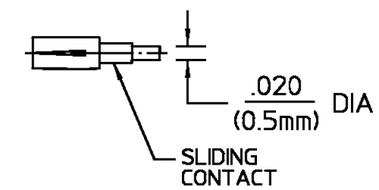

REVISIONS			
REV	DESCRIPTION	DATE	APPROVED
01_0	RELEASED	2/1988	BAR
01_1	UPDATED AND REDRAWN IN CAD, ECN 88-0678	KCM 5/3/90	CW
01_2	MINOR CHANGES PER ECN 95-0321	07/24/95 07/25/95	[illegible] [illegible]

COMPONENT	MATERIAL	FINISH
HOUSING	STAINLESS STEEL PER ASTM-A484 AND ASTM-A582, TYPE 303	GOLD PLATE PER MIL-C-45204 OVER COPPER PLATE PER MIL-C-14550
DIELECTRIC	TFE FLUOROCARBON PER ASTM-D-1457, MIL-P-19468, AND FED. SPEC L-P-403	N/A
CENTER CONTACT	BERYLLIUM COPPER PER ASTM B196 ALLOY 173	GOLD PLATE PER MIL-G-45204 OVER COPPER PLATE PER MIL-C-14550
CONTACT EXT. BUSHING	IRON-NICKEL ALLOY PER MIL-I-23011 CLASS 1 (KOVAR)	GOLD PLATE PER MIL-G-45204 OVER COPPER PLATE PER MIL-C-14550
HERMETIC SEAL	CORNING #7052	N/A
METAL GASKET	SAE B-113 STEEL	SILVER PLATE OVER NICKEL PER QQ-S-365

ELECTRICAL	MECHANICAL	ENVIRONMENTAL
Nominal Impedance (Ohms) 50	Interface Dimensions MIL-STD-348, Fig. 310.2	Temperature Rating -65°C To +165°C
Frequency Range (GHz) DC - 18	Mating Characteristics:	Vibration - MIL-STD-202, Method 204, Condition D
Volt Rating (VRMS MAX) 335	Insertion (MAX Lbs) 3.0	Shock - MIL-STD-202, Method 107, Condition I
VSWR 1.04 +.009 *fGHz	Withdrawal (MIN Oz) 1.0	Thermal Shock MIL-STD-202, Method 107, Condition B
Insertion Loss (dB MAX) $.05\sqrt{F(GHz)}$	Force To Engage (In/Lbs MAX) 2.0	Moisture Resistance - MIL-STD-202, Method 106
RF Leakage (dB MIN) -(100 - F(GHz))	Force To Disengage (In/Lbs MAX) 2.0	Corrosion - MIL-STD-202, Method 101, Condition B, 5% salt spray
Corona, 70,000 Ft (VRMS MIN) 333	Center Contact Captivation	Leak Test Per MIL-STD-202, Method 112, Condition C, Procedure 1 $1*10^{-8}$cc/sec
Dielectric Withstanding Voltage (VRMS MIN) 1000 @ sea level	Axial 6.0 Lbs	
Contact Resistance (Milliohms MAX)	Radial 1.0 IN-OUNCE MIN	
Center Contact 10.0	Weight (Grams) T.B.D.	
Outer Contact 2.0		
RF High Potential (VRMS MIN @ 5 MHz) 667 @ sea level		
I.R.(Megohms) 5000		

UNLESS OTHERWISE SPECIFIED DIMENSIONS ARE IN INCHES
TOLERANCE ON
FRAC. ± 1/64 DEC. ±.005 ANGLES ± 1°

DRAWN BY B.ZAMB DATE 11/3/87
CHECKED BY
APP'D BY

AMP Incorporated
140 Fourth Avenue
Waltham, MA 02451-7599

These drawings and specifications are the property of Omni Spectra Incorporated and shall not be reproduced or copied or used in whole or in part as the basis for the manufacture or sale of item(s) without written permission.

USE ASS'Y PROCEDURE

NO. A.P. 408-04867 (20-747)

TITLE OSM HERMETICALLY SEALED ENVIRONMENTALLY DURABLE JACK RECEPTACLE, W/SLIDING CONTACT

SIZE	CODE IDENT NO.		REV
B	26805	2058-5269-00	01_2

SCALE 5:1 SHEET 1 OF 1

CUSTOMER DRAWING

AMP PART # 1053251-1
SHEET 1 OF 1 REV A

Mouser Electronics

Authorized Distributor

Click to View Pricing, Inventory, Delivery & Lifecycle Information:

TE Connectivity:

2058-5269-00