

# C1 - SERIES

## SPECIFICATIONS AND ORDERING INFORMATION

21.97 mm WIDE 0.25 AMP @ 28 VDC

The C1 Series is our smallest enclosed rotary switch, offering index angles of 30°, 60°, and 90°. Standard designs utilize solder lug or vertical PC terminals and diallyl phthalate insulation.



### SPECIFICATIONS

#### ELECTRICAL

**Current and Voltage Rating:** Make and break resistive load 0.25 amp @ 28 VDC; 0.1 amp @ 125 VAC.  
**Current Carrying Capacity:** 6 amps.  
**Dielectric Strength:** 600 VAC between current carrying parts and ground.  
**Contact Resistance:** Average initial 5 milliohms.  
**Insulation Resistance:** In excess of 10,000 megohms.

**Hardware:** Mounting nut and lockwasher are shipped assembled.

#### MECHANICAL

**Materials and Finishes:** All parts utilize non-corrosive materials as standard.  
**Terminals and Contacts:** Brass with silver plate as standard.  
**Insulation:** Diallyl phthalate.  
**Index:** Dual-ball, hill and valley.  
**Index Life:** 25,000 cycles minimum.  
**Index Torque:** Switches have lowest practical torque consistent with crisp detenting and smooth, reliable operation.  
**Index Angles:** 30° standard, 60°, and 90° available.  
**Index Stops:** Fixed standard, adjustable, or continuous available.  
**Stop Strength:** 0.9 Nm minimum.

### STANDARD PART NUMBER

#### SOLDER LUG - ADJUSTABLE STOPS

SWITCHES - 30° INDEXING - STOPS SET @ 2 POS.

POLES	ACTIVE POSITIONS	POLES/ DECK	NO. OF DECKS	SHORTING	NON-SHORTING	FIG. *
01	02-12	1	1	C1D0112S - A	C1D0112N - A	CA
02	02-12	1	2	C1D0212S - A	C1D0212N - A	CA
02	02-06	2	1	C1D0206S - A	C1D0206N - A	CH
03	02-12	1	3	C1D0312S - A	C1D0312N - A	CA
03	02-04	3	1	C1D0304S - A	C1D0304N - A	CK
04	02-06	2	2	C1D0406S - A	C1D0406N - A	CH
06	02-04	3	2	C1D0604S - A	C1D0604N - A	CK
06	02-06	2	3	C1D0606S - A	C1D0606N - A	CH

#### VERTICAL P.C. TERMINALS - ADJUSTABLE STOPS

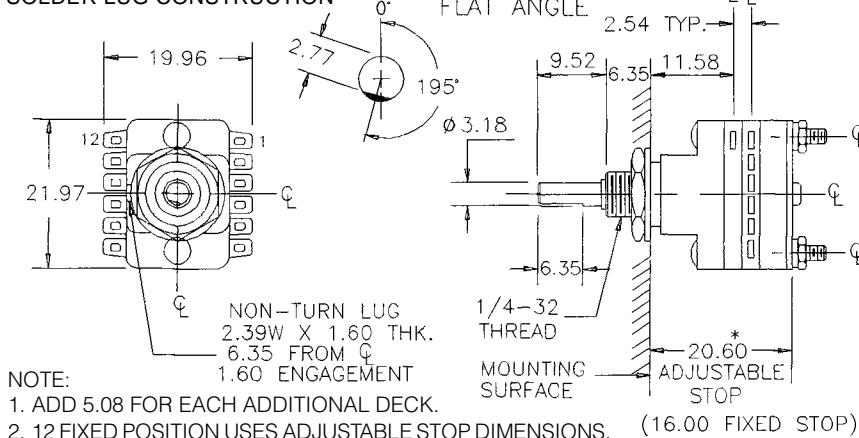
SWITCHES - 30° INDEXING - STOPS SET @ 2 POS.

POLES	ACTIVE POSITIONS	POLES/ DECK	NO. OF DECKS	SHORTING	NON-SHORTING	FIG. *
01	02-06	1	1	C1D0106S - VA	C1D0106N - VA	CB
01	02-12	1	1	C1D0112S - VA	C1D0112N - VA	CC
02	02-06	1	2	C1D0206S - VA	C1D0206N - VA	CB
02	02-12	1	2	C1D0212S - VA	C1D0212N - VA	CC
03	02-06	1	3	C1D0306S - VA	C1D0306N - VA	CB
03	02-12	1	3	C1D0312S - VA	C1D0312N - VA	CC
04	02-06	1	4	C1D0406S - VA	C1D0406N - VA	CB
04	02-12	1	4	C1D0412S - VA	C1D0412N - VA	CC

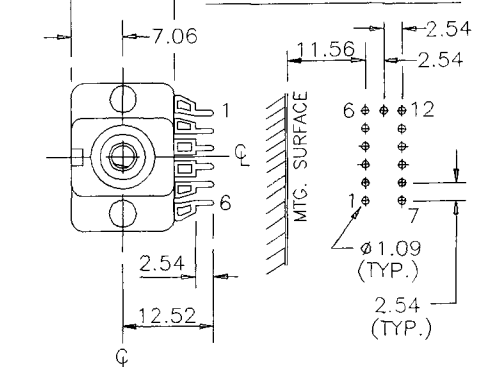
\* FIGURES ARE SHOWN ON PAGE 55.

### DIMENSIONS

#### C1D SOLDER LUG CONSTRUCTION



#### C1D VERTICAL P.C. CONSTRUCTION P.C. BRD. PATTERN

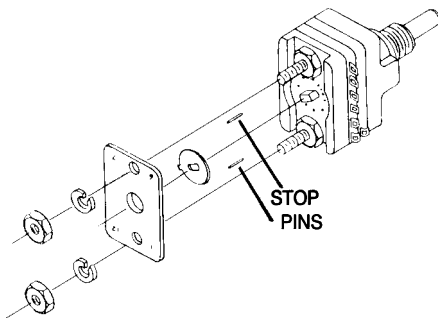


## How to Order Additional Options:

2 DIGIT SERIES	INSULATION TYPE	TOTAL POLES	ACTIVE POSITIONS	CONTACT TYPE	TERMINAL TYPE	INDEX ANGLE	STOP TYPE	SHAFT/ BUSHING	SHAFT FLAT
C1	D - DIALLYL	01 - MIN.	12 - MAX @ 30° 06 - MAX @ 60° 04 - MAX @ 90°	N - NON-SHORTING S - SHORTING	L - SOLDER LUG V - VERT. P.C.	30° 60° 90°	F - FIXED C - CONT. A - ADJ.	SEE CHART "A"	SEE CHART "B"
					R - REAR P.C.	30° 60° 90°	F - FIXED C - CONT.		

CUSTOMERS SPECIFIED ORDER NUMBER FOR STANDARD OPTIONS				ADDITIONAL OPTIONS			
<b>C</b>	<b>1</b>	<b>D</b>					
		(SPECIFY)	(SPECIFY)	(SPECIFY)	(SPECIFY)	(SPECIFY)	(SPECIFY)

### ADJUSTABLE STOP MECHANISM



### SHAFT, BUSHING, AND FLAT OPTIONS

Technical drawing of the shaft and bushing assembly, showing dimensions A, B, 1/8, 109, and diameter 1.25. Labels include MTG. SURFACE and NON-TURN LUG.

P/N OPT.	SHAFT LGTH. "A"	BUSH. LGTH. "B"
01	3/8	1/4
02	3/8	3/8
03	1/2	1/4
04	1/2	3/8
05	9/16	1/4
06	9/16	3/8
07	5/8	1/4
08	5/8	3/8
09	3/4	1/4
10	3/4	3/8
11	7/8	1/4
12	7/8	3/8
13	1	1/4
14	1	3/8

- STD.

P/N OPT.	FLAT ANGLE
U	15°
W	165°
Y	195°
Z	345°

- STD.

SHAFT AS VIEWED WITH NON-TURN LUG AT 9 O'CLOCK AND SHAFT IN EXTREME CCW POSITION AND STRUT BOLTS ORIENTED VERTICALLY.

### PRINTED CIRCUIT BOARD TERMINAL OPTIONS

**R** REAR P.C. FIXED STOP CONSTRUCTION

NON-TURN LUG  
2.39W X 1.60 THK.  
6.35 FROM C  
1.60 ENGAGEMENT

SHAFT FLAT ANGLE

P.C. BRD. PATTERN

COMMON TERMINALS - A, B, C, D

CUSTOM SWITCHES ARE AVAILABLE. CONTACT THE FACTORY WITH YOUR COMPLETE SPECIFICATIONS.

# Mouser Electronics

Authorized Distributor

Click to View Pricing, Inventory, Delivery & Lifecycle Information:

## Electroswitch:

[C1D0312S-A](#) [C1D0312NA](#) [C1D0212S-VA](#) [C1D0406S-A](#) [C1D0112N-VA](#) [C1D0206N-VA](#) [C1D0112S-VA](#)  
[C1D0112S-A](#) [C1D0206S-VA](#) [C1D0212N-VA](#) [C1D0306N-VA](#) [C1D0304S-A](#) [C1D0606N-A](#) [C1D0106N-VA](#)  
[C1D0606S-A](#)