

VPS36-2200

Electrical Specifications (@25C)

1. Maximum Power: 80VA
2. Input Voltage: **Series:** 230VAC, 50/60Hz; **Parallel:** 115VAC, 50/60Hz
3. Output Voltage: **Series¹:** 36.0V CT@ 2.2A; **Parallel²:** 18.0V @ 4.4A
4. Voltage Regulation: 25% TYP @ full load to no load
5. Temperature Rise: 30C TYP (45C MAX allowed)
6. Insulation Resistance: 100MΩ
7. Recommended Fuse³:
 - Series: Littelfuse p/n 313 2.5 HXP, 2.5A 250V, slow blow, ¼ x 1 ¼ or, Cooper Bussmann p/n BKMDL-2½, 2.5A 250V, ¼ x 1 ¼
 - Parallel: Littelfuse p/n 313 5.0 HXP, 5A 250V, slow blow, ¼ x 1 ¼ or, Cooper Bussmann p/n BKMDL-5, 5A 250V, ¼ x 1 ¼

Construction:

Dual bobbin construction with an insulated shroud, both made of a high temperature material that exceeds UL flammability requirements.

Safety:

These units are designed with 4000VAC isolation between the primary and secondary, and also, between each winding and the core.

Agency File:

UL: File E53148, UL 5085-1 and 2 (formerly UL 506), General Purpose.
 File E65390, UL 5085-1 and 3 (formerly UL1585), Class 2/3
 CSA: File LR 221330. C22.2 NO. 66, General Purpose.
 TUV Certificate No.: R72103639, EN60950, Information Technology



A. Dimensions:

Unit: In inches

H	W	D	B	C	T	MW	ML
3	2-1/2	2-5/16	1-3/8	5/16	3/16	2	2-1/4

B. Mounting Hole Size: 13/64 x 3/8"

C. WT Lbs. : 2.8

D. Terminal Size: 0.187" x 0.020"

Connections⁴:

Input: Series – 6 and 1, Jumper 5 to 2

Parallel – 6 and 1, Jumper 6 to 2 and 5 to 1

Output: Series – 12 and 7, Jumper 11 to 8

Parallel – 12 and 7, Jumper 12 to 8 and 11 to 7

RoHS Compliance: As of manufacturing date February 2016, all standard products meet the requirements of 2015/863/EU, known as the RoHS 3 initiative..

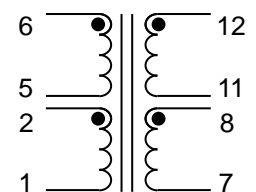
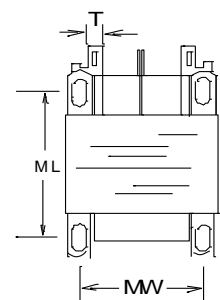
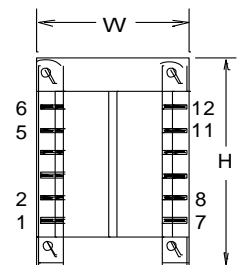
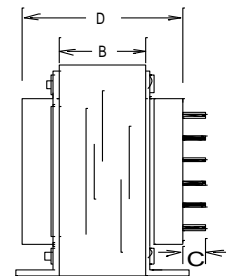
* Upon printing, this document is considered "uncontrolled". Please contact Triad Magnetics' website for the most current version.

¹ Non-Inherently limited. Class 3.

² Non-Inherently limited. Class 2 not wet, Class 3 wet.

³ Fuse must be used on **secondary** as conditions of acceptability for UL Class2/3 operation.

⁴ Primary and secondary windings are designed to be connected in series or parallel. Winding are not intended to be used independently.



SCHEMATIC