


PCB terminal block - IDC 0,3/ 9-3,81 - 1706248

Please be informed that the data shown in this PDF Document is generated from our Online Catalog. Please find the complete data in the user's documentation. Our General Terms of Use for Downloads are valid (<http://phoenixcontact.com/download>)



PCB terminal block, nominal current: 5 A, rated voltage (III/2): 160 V, nominal cross section: 0.34 mm², pitch: 3.81 mm, number of positions: 9, connection method: Displacement connection, mounting: Wave soldering, conductor/PCB connection direction: 0 °, color: green, Pin layout: Linear pinning, Solder pin [P]: 3.4 mm

The figure shows a 10-position version of the product

Your advantages

- Connection without conductor pretreatment for huge time savings
- Intuitive use through colour coded actuation lever



Key Commercial Data

Packing unit	50 pc
GTIN	
GTIN	4017918116743

Technical data

Item properties

Brief article description	PCB terminal block
Range of articles	IDC 0,3
Pitch	3.81 mm
Number of positions	9
Connection method	Displacement connection
Mounting type	Wave soldering
Pin layout	Linear pinning
Number of levels	1
Number of connections	9
Number of potentials	9

Electrical parameters

Nominal current	5 A
-----------------	-----

PCB terminal block - IDC 0,3/ 9-3,81 - 1706248

Technical data

Electrical parameters

Nom. voltage	160 V
Rated voltage	160 V
Rated voltage (III/2)	160 V
Rated voltage (II/2)	320 V
Rated surge voltage (III/3)	2.5 kV
Rated surge voltage (III/2)	2.5 kV
Rated surge voltage (II/2)	2.5 kV

Connection capacity

Connection method	Displacement connection
pluggable	no
Conductor cross section solid	0.13 mm ² ... 0.34 mm ²
Conductor cross section flexible	0.22 mm ² ... 0.34 mm ²
Conductor cross section AWG / kcmil	26 ... 22

Material data - contact

Note	WEEE/RoHS-compliant, free of whiskers according to IEC 60068-2-82/ JEDEC JESD 201
Contact material	Cu alloy
Surface characteristics	Tin-plated
Metal surface terminal point (top layer)	Tin (5 - 7 µm Sn)
Metal surface terminal point (middle layer)	Nickel (2 - 3 µm Ni)
Metal surface soldering area (top layer)	Tin (5 - 7 µm Sn)
Metal surface soldering area (middle layer)	Nickel (2 - 3 µm Ni)

Material data - housing

Housing color	green (6021)
Insulating material	PA
Insulating material group	I
CTI according to IEC 60112	600
Flammability rating according to UL 94	V0
Glow wire flammability index GWFI according to EN 60695-2-12	850
Glow wire ignition temperature GWIT according to EN 60695-2-13	775
Temperature for the ball pressure test according to EN 60695-10-2	125 °C

Dimensions for the product

Caption	Schematic representation – for additional information, see product range drawing in the Download Center
Length [l]	12.4 mm
Width [w]	35.48 mm
Height [h]	22.2 mm
Pitch	3.81 mm
Height (without solder pin)	18.8 mm
Solder pin [P]	3.4 mm

PCB terminal block - IDC 0,3/ 9-3,81 - 1706248

Technical data

Dimensions for the product

Pin dimensions	1 x 0.4 mm
Dimension a	30.48 mm

Dimensions for PCB design

Hole diameter	1.3 mm
---------------	--------

Packaging information

Type of packaging	packed in cardboard
Pieces per package	50
Denomination packing units	Pcs.

Electrical tests

Rated current	5 A
Conductor cross section	0.34 mm ²
Rated voltage (III/2)	160 V
Rated surge voltage (III/2)	2.5 kV

Current carrying capacity / derating curves

Standards and Regulations

Connection in acc. with standard	EN-VDE
	CSA
Flammability rating according to UL 94	V0

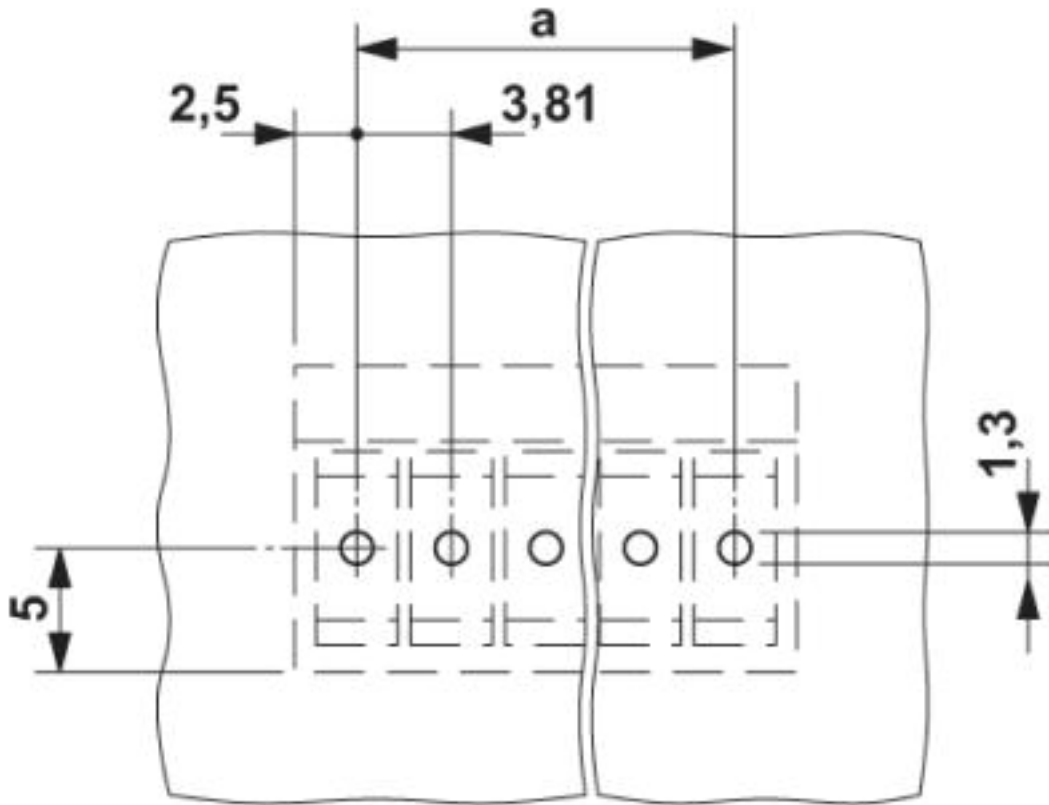
Environmental Product Compliance

China RoHS	Environmentally friendly use period: unlimited = EFUP-e
	No hazardous substances above threshold values

Drawings

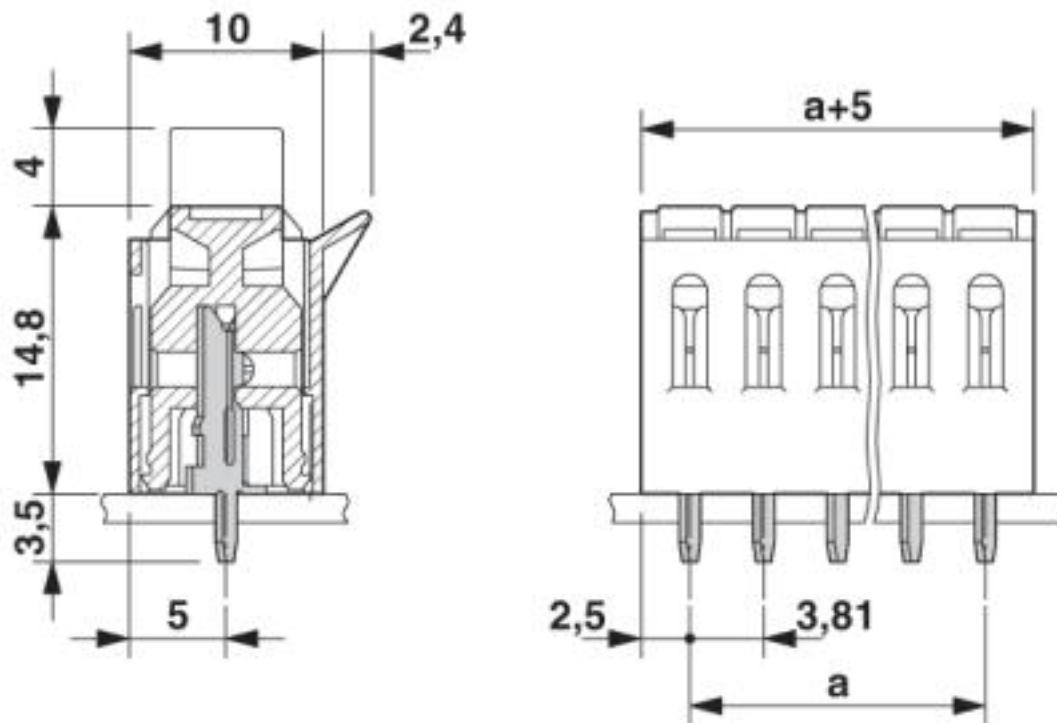
PCB terminal block - IDC 0,3/ 9-3,81 - 1706248

Drilling diagram



PCB terminal block - IDC 0,3/ 9-3,81 - 1706248

Dimensional drawing



Classifications

eCl@ss

eCl@ss 4.0	27141100
eCl@ss 4.1	27141100
eCl@ss 5.0	27141100
eCl@ss 5.1	27261100
eCl@ss 6.0	27261100
eCl@ss 7.0	27440401
eCl@ss 8.0	27440401
eCl@ss 9.0	27440401

ETIM

ETIM 3.0	EC001121
ETIM 4.0	EC002643
ETIM 5.0	EC002643
ETIM 6.0	EC002643
ETIM 7.0	EC002643

UNSPSC

UNSPSC 6.01	30211801
UNSPSC 7.0901	39121432
UNSPSC 11	39121432

PCB terminal block - IDC 0,3/ 9-3,81 - 1706248

Classifications

UNSPSC

UNSPSC 12.01	39121432
UNSPSC 13.2	39121432
UNSPSC 18.0	39121432
UNSPSC 19.0	39121432
UNSPSC 20.0	39121432
UNSPSC 21.0	39121432

Approvals


Approvals


Approvals


CSA / UL Recognized / cUL Recognized / EAC / cULus Recognized

Ex Approvals

Approval details

CSA		http://www.csagroup.org/services-industries/product-listing/	13631
	B	D	
Nominal voltage UN	300 V	300 V	
Nominal current IN	5 A	5 A	
mm ² /AWG/kcmil	28-22	28-22	

UL Recognized		http://database.ul.com/cgi-bin/XYV/template/LISEXT/1FRAME/index.htm	FILE E 60425
	B	D	
Nominal voltage UN	250 V	300 V	
Nominal current IN	5 A	5 A	
mm ² /AWG/kcmil	28-22	28-22	

cUL Recognized		http://database.ul.com/cgi-bin/XYV/template/LISEXT/1FRAME/index.htm	FILE E 60425
	B	D	
Nominal voltage UN	250 V	300 V	
Nominal current IN	5 A	5 A	

PCB terminal block - IDC 0,3/ 9-3,81 - 1706248

Approvals

	B	D
mm ² /AWG/kcmil	28-22	28-22

EAC		B.01687
-----	--	---------

cULus Recognized		
------------------	--	--

Accessories

Accessories

Labeled terminal marker

Marker card - SK 3,81/2,8:FORTL.ZAHLEN - 0804109



Marker card, Card, white, labeled, Horizontal: consecutive numbers 1 ... 10, 11 ... 20, etc. up to 91 ... (99)100, mounting type: adhesive, for terminal block width: 3.81 mm, lettering field size: 3.81 x 2.8 mm

Phoenix Contact 2020 © - all rights reserved
<http://www.phoenixcontact.com>

PHOENIX CONTACT GmbH & Co. KG
Flachsmarktstr. 8
32825 Blomberg
Germany
Tel. +49 5235 300
Fax +49 5235 3 41200
<http://www.phoenixcontact.com>