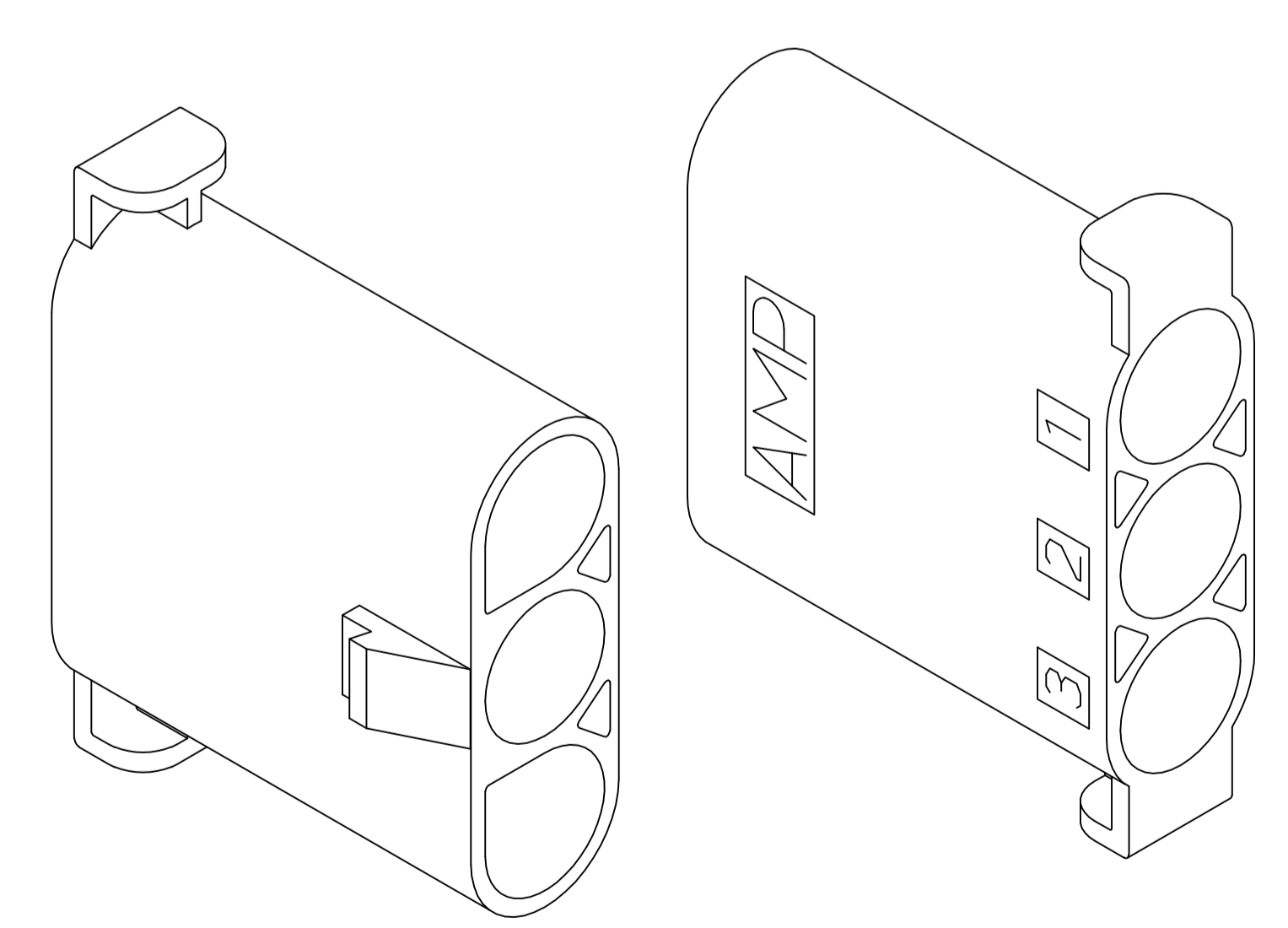
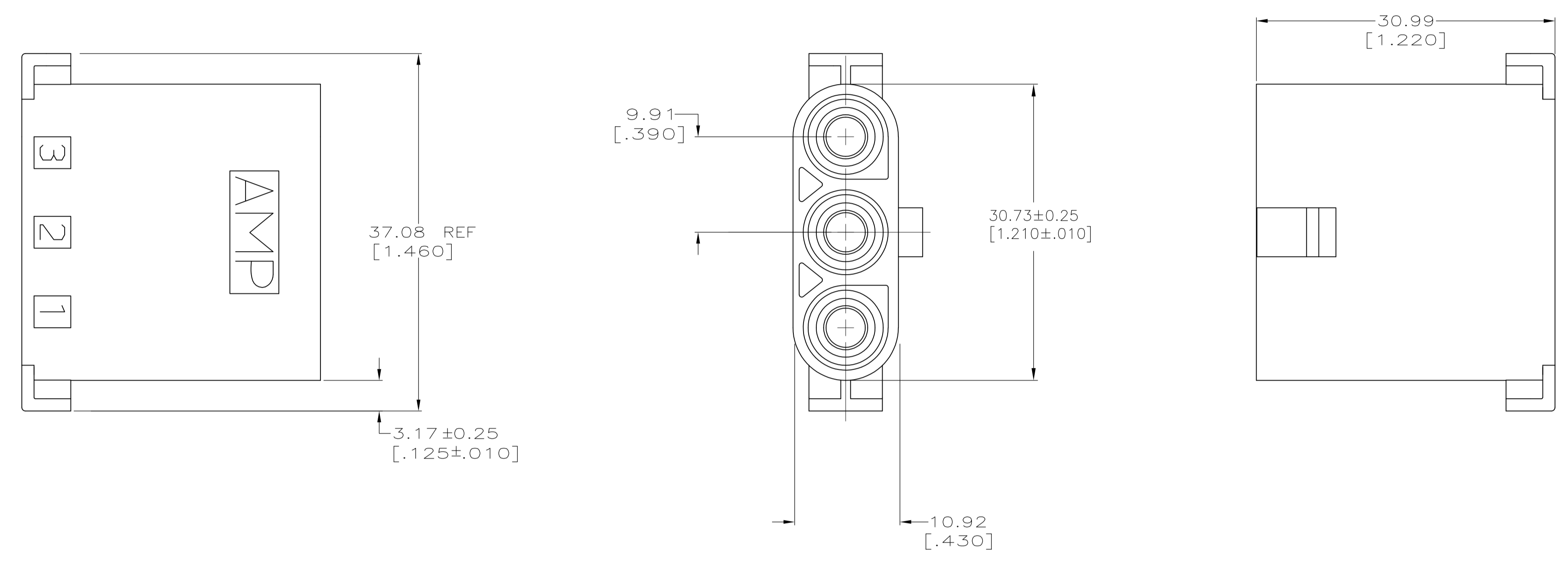
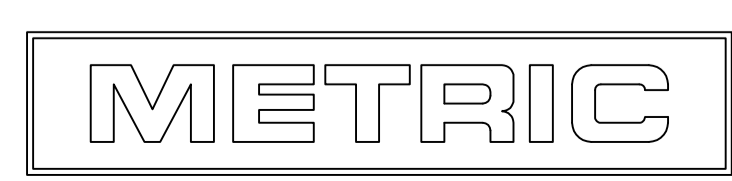


1. TO BE USED WITH APPROPRIATE 3.96 [.156] MATE-N-LOK™ PINS.
2. DIMENSIONS IN BRACKETS ARE IN INCHES.



3-DIMENSIONAL MODEL
NTS

794413-1
PART NUMBER



THIS DRAWING IS A CONTROLLED DOCUMENT.		DIN E. LEWIS 8-05-97	Tyco Electronics Corporation Harrisburg, PA 17105-3608	
DIMENSIONS: mm [INCHES]		CHK R. SWING 8-05-97	NAME CAP_3 CIRCUIT, .156 MATE-N-LOK(TM)	
TOLERANCES UNLESS OTHERWISE SPECIFIED:		APVD C. MARTIN 8-05-97	PRODUCT SPEC	
0. PLC ± -		APPLICATION SPEC		
1. PLC ± -		SIZE		
2. PLC ± -		CAGE CODE		
3. PLC ± 0.13 [.005]		DRAWING NO		
4. PLC ± -		RESTRICTED TO		
ANGLES ± -		WEIGHT		
FINISH -		A1 00779 C=794413		
MATERIAL NYLON		CUSTOMER DRAWING		
		SCALE 3:1 SHEET 1 OF 1 REV A		