


KBPC10005W-G Thru. KBPC5010W-G Series

Reverse Voltage: 50 to 1000V

Forward Current: 10/15/25/35/50A

RoHS Device

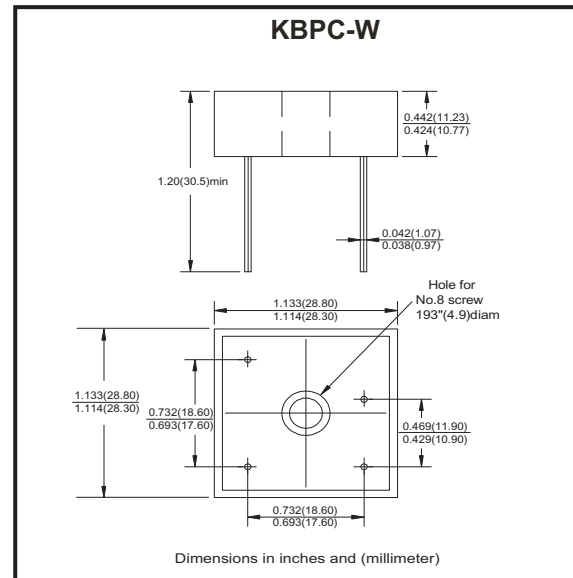


Features

- Surge overload -240~500 Amperes peak.
- Low forward voltage drop.
- Electrically isolated base -2000 Volts.
- Materials used carries UL recognition.
- UL recognized file # E349301

Mechanical Data

- Polarity: As marked on Body.
- Mounting position: Any.
- Weight: 25.95 grams (approx.).



Maximum ratings and electrical characteristics

Rating at 25°C ambient temperature unless otherwise specified.
 Single phase, half wave ,60Hz, resistive or inductive load.
 For capacitive load, derate current by 20%

Parameter	Symbol	KBPC_W-G	KBPC_W-G	KBPC_W-G	KBPC_W-G	KBPC_W-G	KBPC_W-G	KBPC_W-G	Unit
		10005	1001	1002	1004	1006	1008	1010	
Maximum Recurrent Peak Reverse Voltage	V_{RRM}	50	100	200	400	600	800	1000	V
Maximum RMS Bridge Input Voltage	V_{RMS}	35	70	140	280	420	560	700	V
Maximum DC Blocking Voltage	V_{DC}	50	100	200	400	600	800	1000	V

Parameter	Symbol	KBPC10	KBPC15	KBPC25	KBPC35	KBPC50	Unit
Maximum Average Forward Rectified Output Current @ $T_c=55^\circ C$	I_{AV}	10	15	25	35	50	A
Peak Forward Surge Current , 8.3ms Single Half Sine-Wave Super Imposed On Rated Load	I_{FSM}	240	300	400	400	500	A
Maximum Forward Voltage Drop Per Element at 5.0/7.5/12.5/17.5/25.0A Peak	V_F	1.1					V
Maximum Reverse Current at rate DC Blocking Voltage Per Element @ $T_J=25^\circ C$	I_R	10.0					μA
Operating Temperature Range	T_J	-55 to +150					$^\circ C$
Storage Temperature Range	T_{STG}	-55 to +150					$^\circ C$

Company reserves the right to improve product design , functions and reliability without notice.

REV: C

Rating and Characteristics Curves (KBPC10005W-G Thru. KBPC5010W-G Series)

Fig.1 - Max. Forward Surge Current

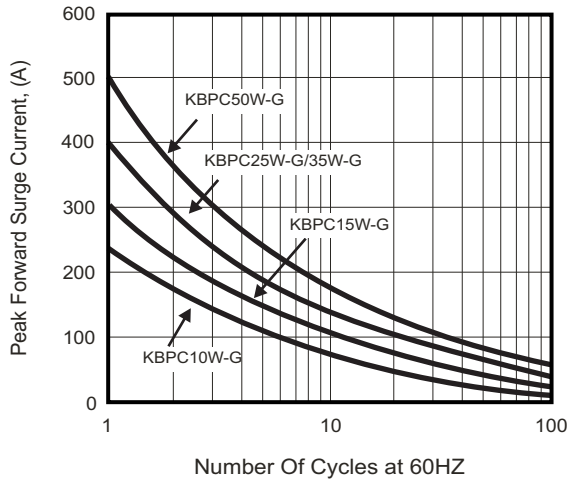


Fig.2 - Derating Curve Output Rectified Current

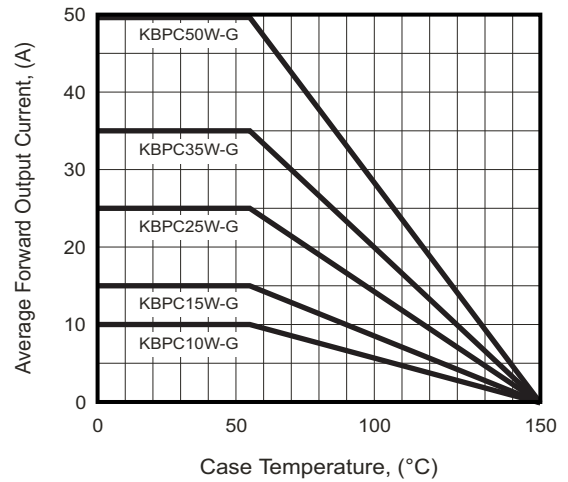


Fig.3 - Typical Forward Characteristics

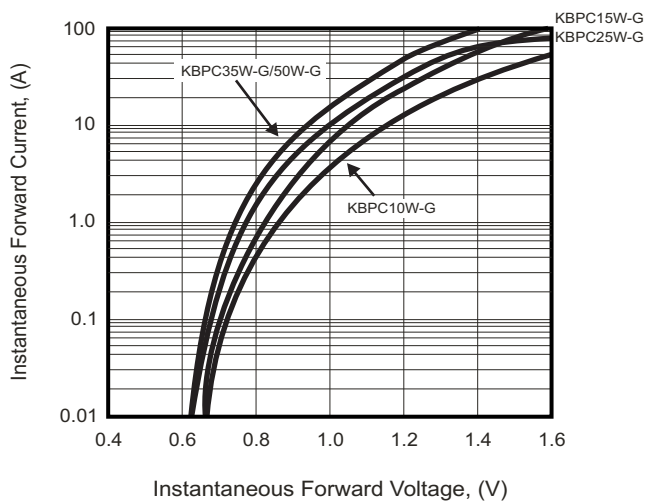
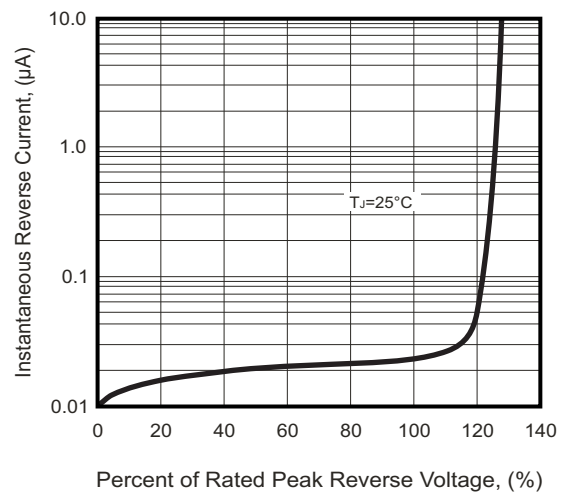
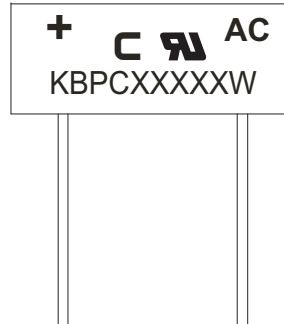


Fig.4 - Typical Forward Characteristics



Marking Code

Part Number	Marking code
KBPC10005W-G	KBPC10005W
KBPC15005W-G	KBPC15005W
KBPC25005W-G	KBPC25005W
KBPC35005W-G	KBPC35005W
KBPC50005W-G	KBPC50005W
KBPC1001W-G	KBPC1001W
KBPC1501W-G	KBPC1501W
KBPC2501W-G	KBPC2501W
KBPC3501W-G	KBPC3501W
KBPC5001W-G	KBPC5001W
KBPC1002W-G	KBPC1002W
KBPC1502W-G	KBPC1502W
KBPC2502W-G	KBPC2502W
KBPC3502W-G	KBPC3502W
KBPC5002W-G	KBPC5002W
KBPC1004W-G	KBPC1004W
KBPC1504W-G	KBPC1504W
KBPC2504W-G	KBPC2504W
KBPC3504W-G	KBPC3504W
KBPC5004W-G	KBPC5004W
KBPC1006W-G	KBPC1006W
KBPC1506W-G	KBPC1506W
KBPC2506W-G	KBPC2506W
KBPC3506W-G	KBPC3506W
KBPC5006W-G	KBPC5006W
KBPC1008W-G	KBPC1008W
KBPC1508W-G	KBPC1508W
KBPC2508W-G	KBPC2508W
KBPC3508W-G	KBPC3508W
KBPC5008W-G	KBPC5008W
KBPC1010W-G	KBPC1010W
KBPC1510W-G	KBPC1510W
KBPC2510W-G	KBPC2510W
KBPC3510W-G	KBPC3510W
KBPC5010W-G	KBPC5010W



XXXXX / XXXX = Product type marking code
C = Compchip Logo

Standard Packaging

Case Type	TRAY PACK	
	TRAY (pcs)	CARTON (pcs)
KBPC-W	100	500

Mouser Electronics

Authorized Distributor

Click to View Pricing, Inventory, Delivery & Lifecycle Information:

[Comchip Technology:](#)

[KBPC3506W-G](#)