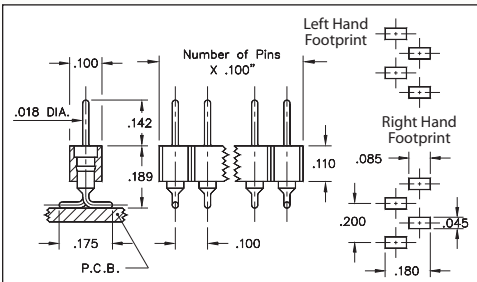


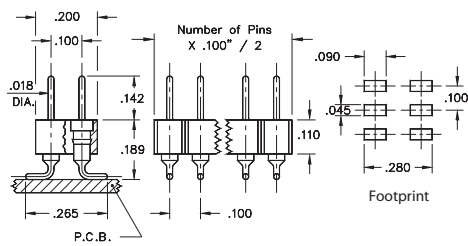
INTERCONNECTS

SERIES 310, 350, 410, 450 • .100" GRID (.018" DIA. PINS), SMT GULL WING HEADERS & SOCKETS • SINGLE AND DOUBLE ROW STRIPS



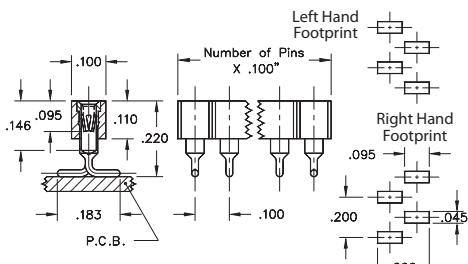
Coplanarity .005". For pin counts >10 positions, consult Technical Support.

FIG. 1



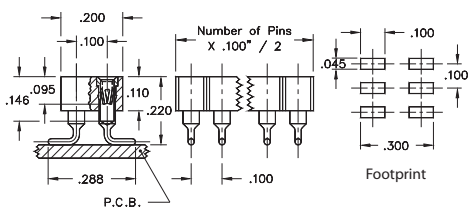
Coplanarity .005". For pin counts >20 positions, consult Technical Support.

FIG. 2



Coplanarity .005". For pin counts >10 positions, consult Technical Support.


FIG. 3



Coplanarity .005". For pin counts >20 positions, consult Technical Support.

FIG. 4

- Headers (350 & 450) use MM #3404 pins. See page 212 for details
- Sockets (310 & 410) use MM #1005 receptacles and accept pin diameters from .015"-.025". See page 166 for details
- Contact is rated at 3 amps
- Coplanarity .005" (single row max. 10 pins; double row max. 20 pins). For higher pin counts, contact Technical Support
- Insulators are high temperature thermoplastic, suitable for all soldering operations



ORDERING INFORMATION

FIG. 1L	Single Row Header, Left Hand Footprint, Odd or Even # of pins			
	350-XX-1__-00-106000 Specify number of pins 02-64			
FIG. 1R	Single Row Header, Right Hand Footprint, Even # of pins			
	350-XX-1__-00-107000 Specify number of pins 02-64			
FIG. 2	Double Row Header, Even # of pins			
	450-XX-2__-00-106000 Specify number of pins 04-72			
SPECIFY PLATING CODE XX=		10	90	40
Pin Plating		10 μ" Au	200 μ" Sn/Pb	200 μ" Sn
FIG. 3L	Single Row Socket, Left Hand Footprint, Odd or Even # of pins			
	310-XX-1__-41-105000 Specify number of pins 02-64			
FIG. 3R	Single Row Socket, Right Hand Footprint, Even # of pins			
	310-XX-1__-41-107000 Specify number of pins 02-64			
FIG. 4	Double Row Socket, Even # of pins			
	410-XX-2__-41-105000 Specify number of pins 04-72			
RoHS-2 2011/65/EU		XX=Plating Code See Below		<i>For Electrical, Mechanical & Environmental Data, See page 264</i>
SPECIFY PLATING CODE XX=		91	93	41 43
Sleeve (Pin)		200 μ" Sn/Pb	200 μ" Sn/Pb	200 μ" Sn 200 μ" Sn
Contact (Clip)		10 μ" Au	30 μ" Au	10 μ" Au 30 μ" Au

Mouser Electronics

Authorized Distributor

Click to View Pricing, Inventory, Delivery & Lifecycle Information:

Mill-Max:

[450-90-272-00-106000](#) [350-90-164-00-106000](#) [350-10-164-00-106000](#) [310-93-164-41-105000](#) [310-93-103-41-105000](#) [450-40-272-00-106000](#) [410-43-272-41-105000](#) [350-40-164-00-106000](#) [310-43-164-41-105000](#) [450-10-272-00-106000](#) [310-43-164-41-107000](#) [310-93-164-41-107000](#) [350-10-164-00-107000](#) [350-40-164-00-107000](#) [350-90-164-00-107000](#) [350-10-114-00-106000](#)