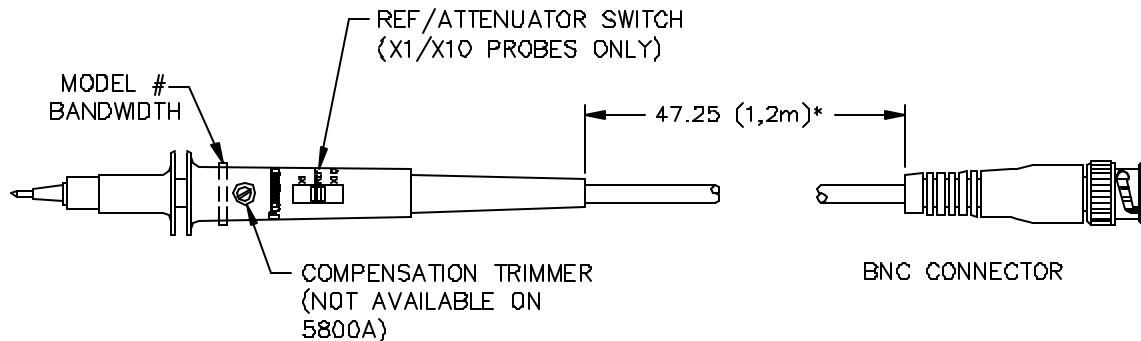


General Purpose Passive Oscilloscope Probes Models 4550B, 5795A, 5800A, 5803A, 5806A, 5827A, 6049A, 6069A, 6265, 6266, SP150B



FEATURES:

- Pomona's latest design of Passive Oscilloscope probes feature a one piece (monolithic) design for robust probe life.
- Probe bandwidth ratings are specified as a system bandwidth. System bandwidth includes both probe and oscilloscope together as a system. The result is a probe frequency response that can essentially can be considered transparent.
- For ease of use, Readout Actuator for probe attenuation sensing and a Ground Reference switch are featured on some probe models.
- Full set a accessories are included with each probe.
- All probes meet IEC1010-2-031, 300V, CAT I

Model #:	Attention:	System Bandwidth (3dB) MHz.:	System Risetime ns	Compensation Range (pf.):	Voltage Max. (Note 2)	Input Res. (M Ω)	Input Cap. (pf.):	Readout Actuator Pin:	Gnd. Ref.:
4550B	X1/X10	15/100	23.33/3.5	10-60	300	1/10	64/10.5		X
5795A	X10	100	3.5	10-60	300	10	9.5		
5800A	X1	30	11.66	N/A	300	1	57		
5803A	X10	200	1.75	10-60	300	10	10		
5806A	X1/X10	20/200	17.5/1.75	10-60	300	1/10	77/11.5		X
5827A	X100	200	1.75	15-50	300	10	5.5		
6049A	X10	150	2.33	10-30	300	10	10.5		
6069A	X10	250	1.75	10-30	300	10	10		
6265	X10	60	5.83	10-60	300	10	10.5		
6266	X1/X10	20/60	17.5/5.83	10-60	300	1/10	65/11		X
SP150B	X1/X10	15/150	23.33/2.33	10-60	300	1/10	50/15		X

1.) Measurements based on 1M Ohm, 20 pf. Oscilloscope.

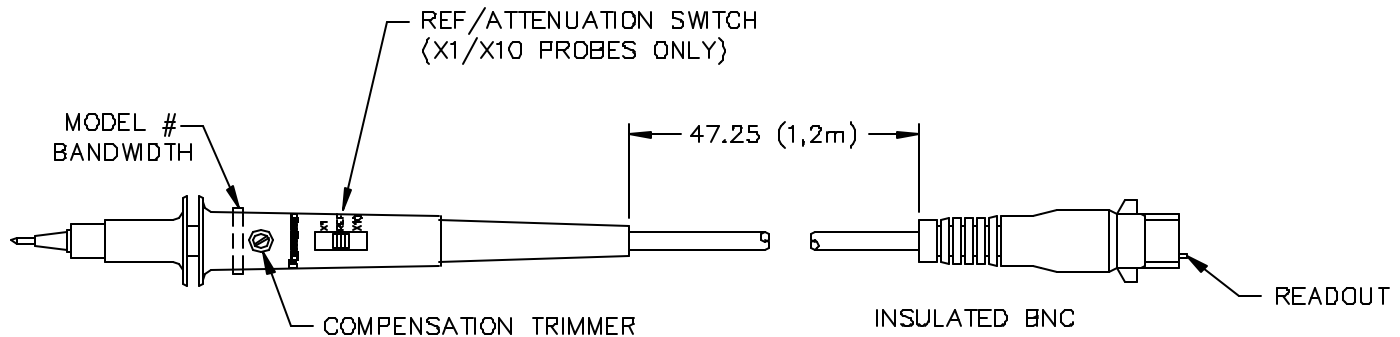
All dimensions are in inches. Tolerances (except noted): .xx = ±.02" (.51 mm), .xxx = ± .005" (.127 mm).
All specifications are to the latest revisions. Specifications are subject to change without notice.
Registered trademarks are the property of their respective companies.

Made in USA

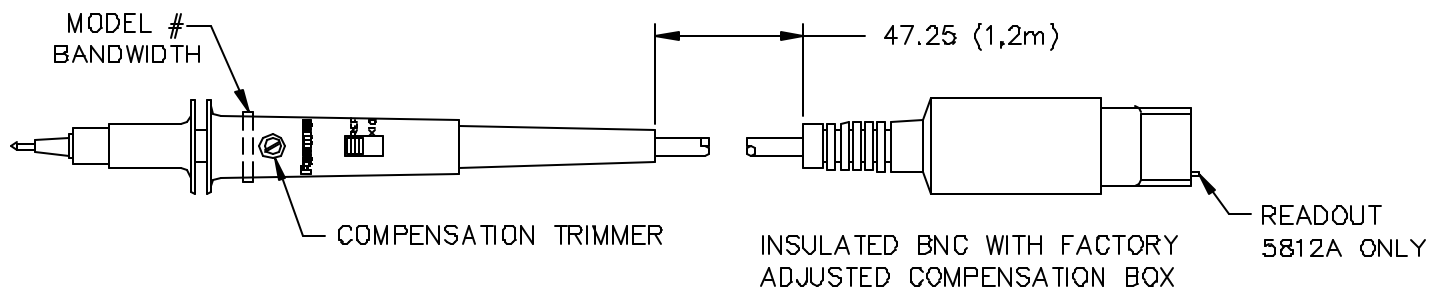
General Purpose Passive Oscilloscope Probes Models 4550B, 5795A, 5800A, 5803A, 5806A, 5827A, 6049A, 6069A, 6265, 6266, SP150B

2.) Maximum probe input voltage is limited to the lesser of 300VDC (includes AC peak to 1.3MHz.) or on X1, to the driven equipment's input rating.

* Oscilloscope Model # 5827 has a cable length of 2.0 Meters.



Model #:	Attention:	System Bandwidth (3dB) MHz.:	System Risetime ns	Compensation Range (pf.):	Voltage Max. (Note 2)	Input Res. (M Ω)	Input Cap. (pf.):	Readout Actuator Pin:	Gnd. Ref.:
6101A	X10	150	2.33	10-30	300	10	10.5	X	
6102A	X10	250	1.4	10-30	300	10	10	X	



Model #:	Attention:	System Bandwidth (3dB) MHz.:	System Risetime ns	Compensation Range (pf.):	Voltage Max. (Note 2)	Input Res. (M Ω)	Input Cap. (pf.):	Readout Actuator Pin:	Gnd. Ref.:
5809A	X10	300	1.17	10-60	300	10	17		
5812A	X10	300	1.17	10-60	300	10	17	X	

1.) Measurements based on 1M Ohm, 20 pf. Oscilloscope.

2.) Maximum probe input voltage is limited to the lesser of 300VDC (includes AC peak to 1.3MHz.) or on X1, to the driven equipment's input rating.

All dimensions are in inches. Tolerances (except noted): .xx = ±.02" (.51 mm), .xxx = ±.005" (.127 mm).

All specifications are to the latest revisions. Specifications are subject to change without notice.

Registered trademarks are the property of their respective companies.

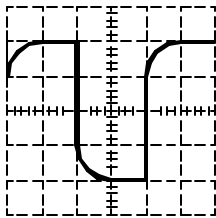
Made in USA

Low Frequency Trimmer Adjustment:

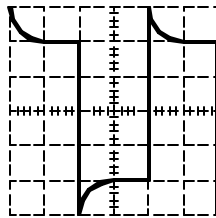
(Model 5800A is not adjustable)

Low frequency response can be matched to the oscilloscope by adjusting the compensation trimmer on the head of the probe.

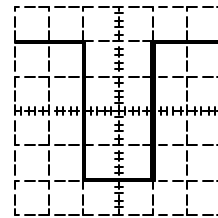
- 1.) Connect the probe to the oscilloscope and to a 1 KHz. Square wave source, the rise time should not exceed 10 microseconds (most oscilloscopes provide a probe compensation output). For X1/X10 probes, switch to the X10 position.
- 2.) Set the oscilloscope to display two to three cycles and two to six vertical divisions.
- 3.) Carefully adjust the trimmer tool to obtain the flattest tops to the square waves displayed on the oscilloscope, see illustrations.



INCORRECT



INCORRECT



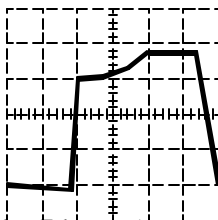
CORRECT

High Frequency Trimmer Adjustment:

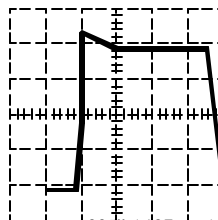
(Models 5809A and 5812A only)

The high frequency compensation has been preadjusted at the factory, however if adjustment is required, use the following procedure.

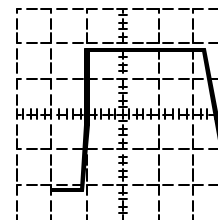
- 1.) Remove the compensation box cover located near the connector. Using the BNC adapter, connect the probe to a square wave generator operating between 10 to 100 KHz terminated into 50 ohms. The square wave generator rise time should be approximately .125 ns. Adjust each control until the leading edge of the waveform is as flat, square and horizontal as possible (see high frequency illustrations).
- 2.) Readjust the low frequency compensation if necessary.



INCORRECT



INCORRECT



CORRECT

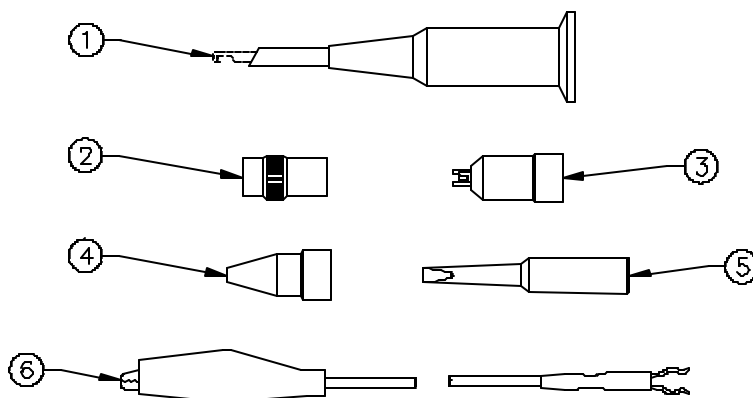
All dimensions are in inches. Tolerances (except noted): .xx = ±.02" (.51 mm), .xxx = ±.005" (.127 mm).
All specifications are to the latest revisions. Specifications are subject to change without notice.
Registered trademarks are the property of their respective companies.

Made in USA

General Purpose Passive Oscilloscope Probes Models 4550B, 5795A, 5800A, 5803A, 5806A, 5827A, 6049A, 6069A, 6265, 6266, SP150B

Replacement Accessory Kit Part Number: 6267

1	RETRACTABLE HOOK TIP
2	BNC ADAPTER
3	I.C. ADAPTER
4	INSULATING TIP
5	TRIMMER TOOL
6	6" GROUND LEAD



Pomona Oscilloscope to Probe Cross Reference:

Manf.	Model Series	x1	x10	x1/x10	x100
B&K	1422, 1443	5800A	6265	6266	5827A
B&K	2120, 2125, 2160	5800A	6265	6266	5827A
B&K	2190	5800A	5795A	4550B	5827A
B&K	2522	5800A	6265	6266	5827A
B&K	5020, 5024, 5034	5800A	6265	6266	5827A
B&K	5100, 5105	5800A	5795A	4550B	5827A
B&K	5150	5800A	6049A	SP150B	5827A
B&K	1541B	5800A	6265	6266	5827A
Fluke	90, 105 Series		6006* & 6033	6035*	
Fluke	PM3050, PM3052	5800A	6265	6266	5827A
Fluke	PM3055, PM3057	5800A	6265	6266	5827A
Fluke	PM3065, PM3067	5800A	5795A	4550B	5827A
Fluke	PM3070, PM3072	5800A	5795A	4550B	5827A
Fluke	PM3092, PM33094	5800A	5803A	5806A	5827A
Fluke	PM3208, PM3209	5800A	6265	6266	5827A
Fluke	PM3335, PM3337	5800A	6265	6266	5827A
Fluke	PM3350A, PM3352A	5800A	6265	6266	5827A
Fluke	PM3355, PM3357	5800A	6265	6266	5827A
Fluke	PM3365A, PM3367A	5800A	5795A	4550B	5827A
Fluke	PM3375, PM3377	5800A	5795A	4550B	5827A
Fluke	PM3382, PM3384	5800A	5795A	4550B	5827A

All dimensions are in inches. Tolerances (except noted): .xx = ±.02" (.51 mm), .xxx = ±.005" (.127 mm).

All specifications are to the latest revisions. Specifications are subject to change without notice.

Registered trademarks are the property of their respective companies.

Made in USA

General Purpose Passive Oscilloscope Probes Models 4550B, 5795A, 5800A, 5803A, 5806A, 5827A, 6049A, 6069A, 6265, 6266, SP150B

Fluke	PM3392, PM3394	5800A	5803A	5806A	5827A
Hitachi	V-1060, V-1065A	5800A	5795A	4550B	5827A
Hitachi	V-1100A	5800A	5795A	4550B	5827A
Hitachi	V-1150	5800A	6049A	SP150B	5827A
Hitachi	V-209, V-212	5800A	6265	6266	5827A
Hitachi	V-222, V-223, V-225	5800A	6265	6266	5827A
Hitachi	V-422	5800A	6265	6266	5827A
Hitachi	V-509, V-522	5800A	6265	6266	5827A
Hitachi	V-523, V-525	5800A	6265	6266	5827A
Hitachi	V-6155	5800A	5795A	4550B	5827A
Hitachi	V-660, V-665A	5800A	6265	6266	5827A
Hitachi	VC-5025	5800A	6265	6266	5827A
Hitachi	VC-5410, VC-5430	5800A	6265	6266	5827A
Hitachi	VC-5460	5800A	6049A	SP150B	5827A
Hitachi	VC-6023, VC-6024	5800A	6265	6266	5827A
Hitachi	VC-6025A	5800A	6265	6266	5827A
Hitachi	VC-6045, VC-6045A	5800A	5795A	4550B	5827A
Hitachi	VC-6155	5800A	5795A	4550B	5827A
Hitachi	VC-7102, VC-7104	5800A	6049A	SP150B	5827A
H-P	54600B, 54601B	5800A	5795A	4550B	5827A
H-P	54602B	5800A	6049A	SP150B	5827A
H-P	54603B	5800A	6265	6266	5827A
H-P	54645A, 54645D	5800A	5795A	4550B	5827A
Iwatsu	SS-7811, SS-7821	5800A	5795A	4550B	5827A
Kikusui	COR5500U, COR5501U	5800A	5795A	4550B	5827A
Kikusui	COR5502U	5800A	5795A	4550B	5827A
Kikusui	COR5520U, COR5521U	5800A	6265	6266	5827A
Kikusui	COR5540U, COR5541U	5800A	6265	6266	5827A
Kikusui	COR5560U, COR5561U	5800A	6265	6266	5827A
Leader	326	5800A	5795A	4550B	5827A
Leader	1041	5800A	6265	6266	5827A
Leader	2250	5800A	6069A		
Leader	8020, 8060, 8063	5800A	6265	6266	5827A
Leader	8060, 8063	5800A	6265	6266	5827A
Leader	8100, 8101, 8103, 8104	5800A	5795A	4550B	5827A
Leader	3060D	5800A	6265	6266	5827A
Leader	3100A	5800A	5795A	4550B	5827A
Leader	313A, 315A, 323A, 325A	5800A	6265	6266	5827A
Leader	LBO-5825	5800A	6265	6266	5827A
LeCroy	9304A, 9340AM	5800A	5803A	5806A	5827A

All dimensions are in inches. Tolerances (except noted): .xx = ±.02" (.51 mm), .xxx = ±.005" (.127 mm).

All specifications are to the latest revisions. Specifications are subject to change without notice.

Registered trademarks are the property of their respective companies.

Made in USA

General Purpose Passive Oscilloscope Probes Models 4550B, 5795A, 5800A, 5803A, 5806A, 5827A, 6049A, 6069A, 6265, 6266, SP150B

Tektronix	2201, 2205	5800A	6265	6266	5827A
Tektronix	2211, 2214	5800A	6265	6266	5827A
Tektronix	2212, 2224	5800A	6101A	6266	5827A
Tektronix	2221A, 2235A, 2236A	5800A	6101A	4550B	5827A
Tektronix	2245A, 2246A, 2247A	5800A	6101A	4550B	5827A
Tektronix	2430A/M, 2445B	5800A	6101A	SP150B	5827A
Tektronix	2445A	5800A	6101A	4550B	5827A
Tektronix	TAS220, TAS250	5800A	6265	6266	5827A
Tektronix	TAS465, TAS475	5800A	6101A	4550B	5827A
Tektronix	TAS485	5800A	6102A	5806A	5827A
Tektronix	TDS210	5800A	6265	6266	5827A
Tektronix	TDS220	5800A	6265	4550B	5827A
Tektronix	TDS310	5800A	6101A	6266	5827A
Tektronix	TDS320, TDS350	5800A	6102A	5806A	5827A
Tektronix	TDS410, TDS420	5800A	6101A	SP150B	5827A
Tektronix	TDS410A, TDS420A	5800A	6102A	5806A	5827A
Yokogawa	DL1540, DL4100	5800A	6049A	SP150B	5827A
Yokogawa	DL4200	5800A	5809A		

All dimensions are in inches. Tolerances (except noted): .xx = ±.02" (.51 mm), .xxx = ±.005" (.127 mm).
All specifications are to the latest revisions. Specifications are subject to change without notice.
Registered trademarks are the property of their respective companies.

Made in USA

Mouser Electronics

Authorized Distributor

Click to View Pricing, Inventory, Delivery & Lifecycle Information:

Pomona:

[5803A](#) [6049A](#) [4550B](#)