

DATA SHEET

WIRELESS COMPONENTS

Ceramic Chip Antenna
ANT1204LL00R0918A

Cellular-Band
1204 Series



FEATURES

- Compact size
- High radiation efficiency
- Multi-band coverage
- Tape & reel automatic mounting
- Reflow process compatible
- RoHS compliant

APPLICATIONS

- Global cellular network devices
- Telematics
- Cellular broadband access
- M2M module

ORDERING INFORMATION

All part numbers are identified by the series, packing type, material, size, antenna type, working frequency and packing quantity.

PART NUMBER

ANT 1204 L L00 R 0918A
 (1) (2) (3) (4) (5) (6)

(1) PRODUCT

ANT = Antenna

(2) SIZE

1204= 12*4

(3) ANTENNA TYPE

L,F,A = Chip Antenna

(4) SERIAL NO.

L00

(5) PACKING STYLE

R = Tape and Reel

(6) WORKING FREQUENCY

0918 =0.9/1.8GHz

PHYCOMP CTC

CAN4311759009181K

I2NC

431175900918

SPECIFICATION

Table I

DESCRIPTION	VALUE
Centre Frequency	900/1800 MHz
Bandwidth	20 MHz (Typ.)
VSWR	3.0 Max.
Polarization	Linear
Azimuth Beamwidth	Omni-directional
Peak Gain	-1.60dBi / 1.08dBi (Typ.)
Impedance	50 Ω
Operating Temperature	- 40 °C ~ 105 °C
Maximum Power	2 W
Termination	Ni / Sn (Environmentally-Friendly Leadless)
Resistance to Soldering Heats	260°C , 10sec.

NOTE

I. The specification is defined on Yageo evaluation board

DIMENSIONS

Table 2 Machinical Dimension

	DIMENSION
L (mm)	12.0 ±0.50
W (mm)	4.40 ±0.50
T (mm)	1.20 ±0.30
A (mm)	0.80±0.30
B (mm)	1.00±0.30
C (mm)	0.80±0.30
D (mm)	0.80±0.30
E (mm)	0.80±0.30
F (mm)	3.00 ±0.50

Table 3 Termination configuration

TERMINAL NAME	FUNCTION
A	Solder termination
B	Feed termination
C	Solder termination
D	Solder termination
E	Solder termination
F	Solder termination

OUTLINES

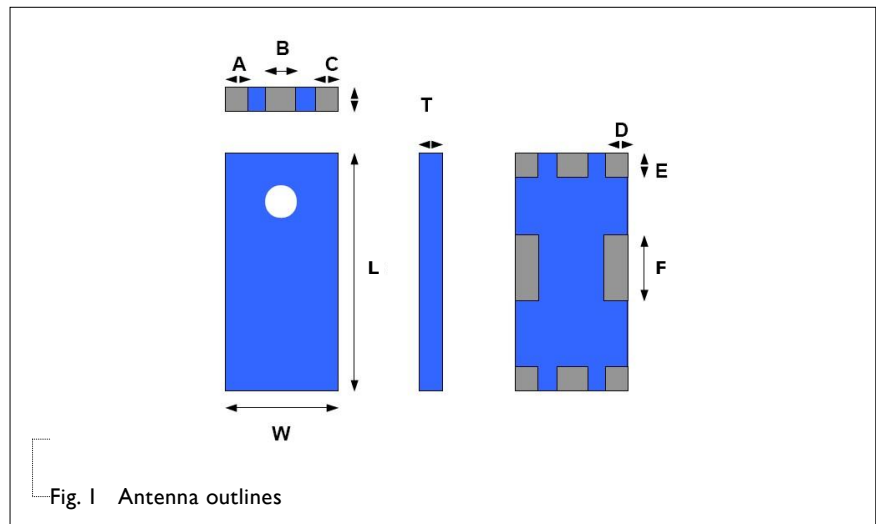
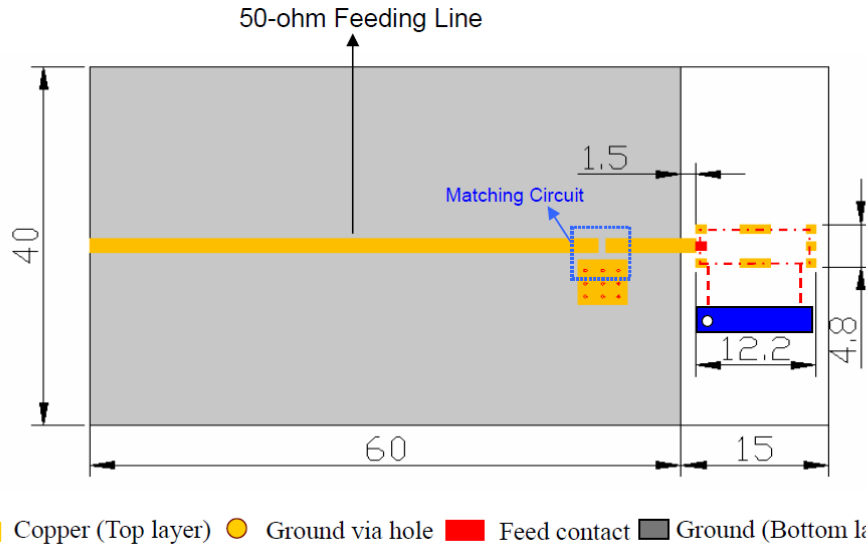


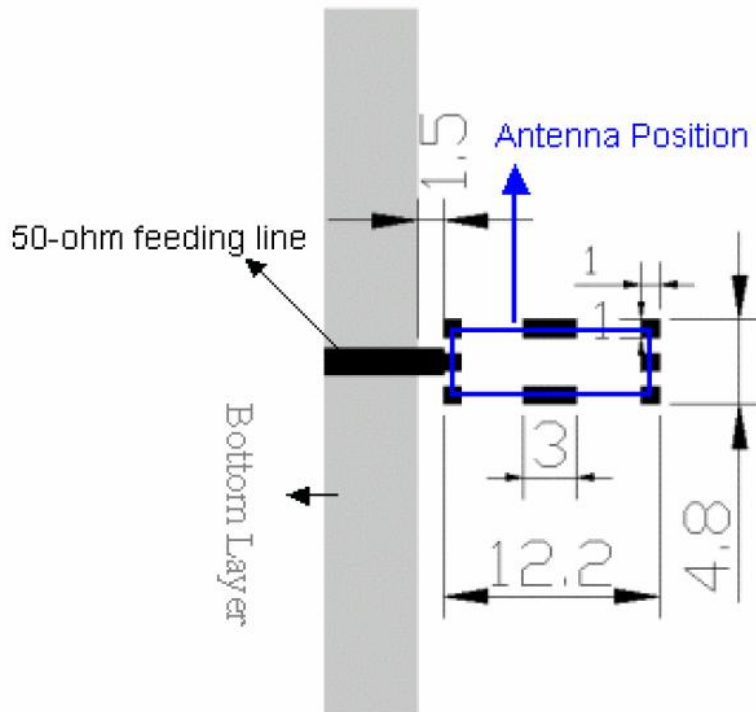
Fig. I Antenna outlines

REFERENCE DESIGN OF EVALUATION BOARD



Unit : mm

Fig. 2 Outlook and dimension of evaluation board



Unit: mm

Fig. 3 Details of soldering Pad

ELECTRICAL PERFORMANCES

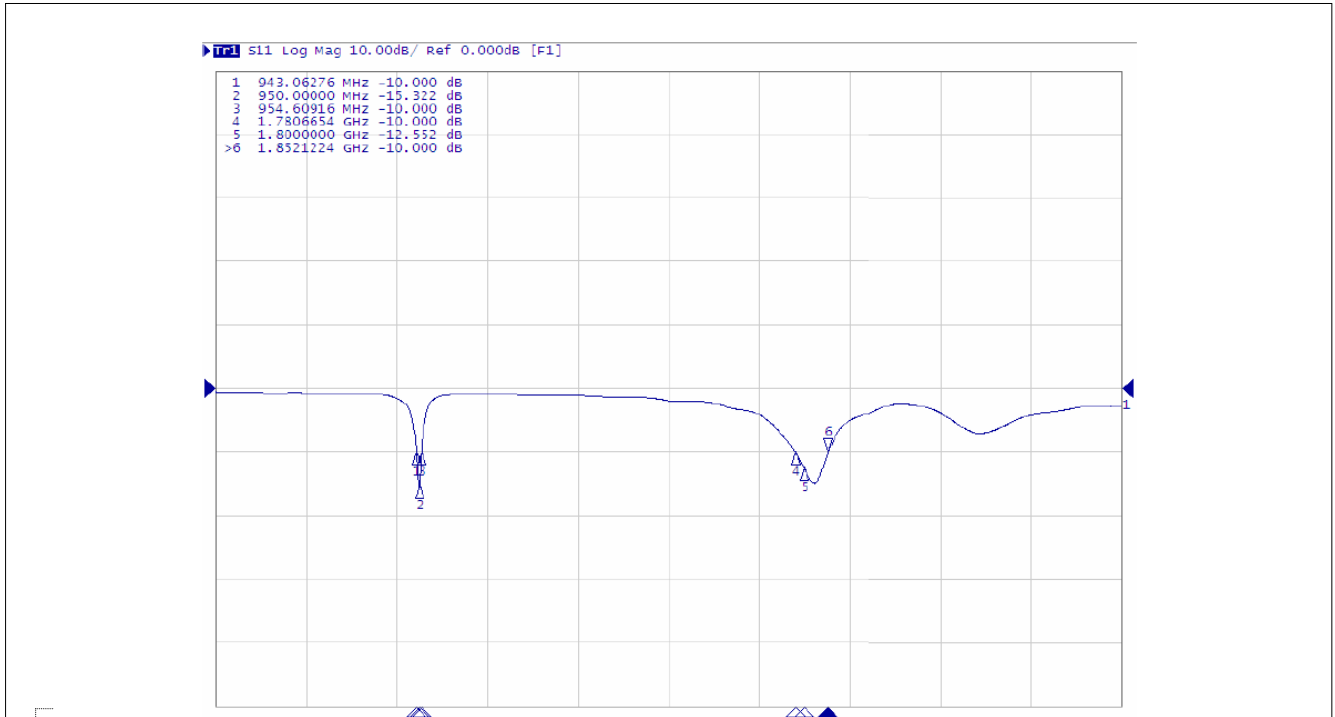


Fig. 4 Return loss

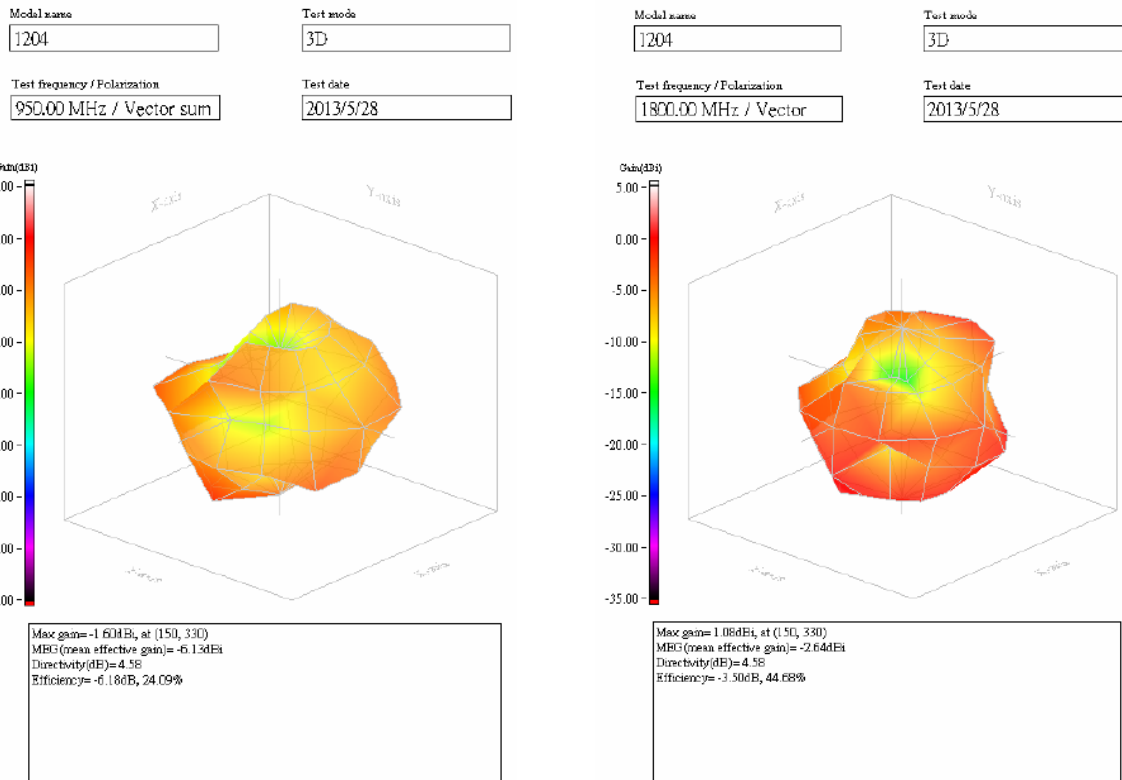


Fig. 5 Radiation pattern

REVISION HISTORY

REVISION	DATE	CHANGE NOTIFICATION	DESCRIPTION
Version 0	Jan. 11, 2013	-	- New data sheet for SMD type antenna, Cellular-Band application, I204 series.

Mouser Electronics

Authorized Distributor

Click to View Pricing, Inventory, Delivery & Lifecycle Information:

Yageo:

[ANT1204LL00R0918A](#)