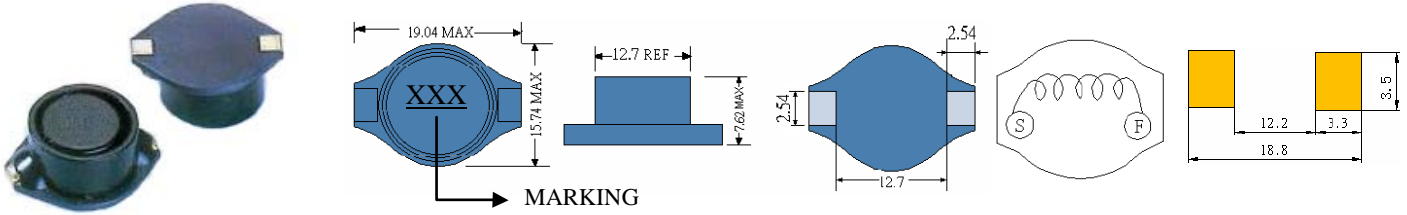


SC5022C

SMD POWER INDUCTORS



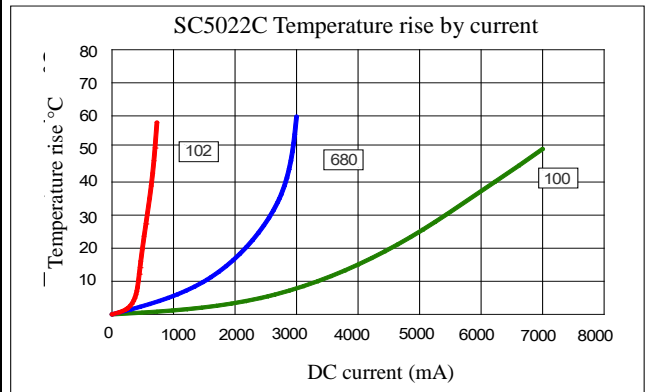
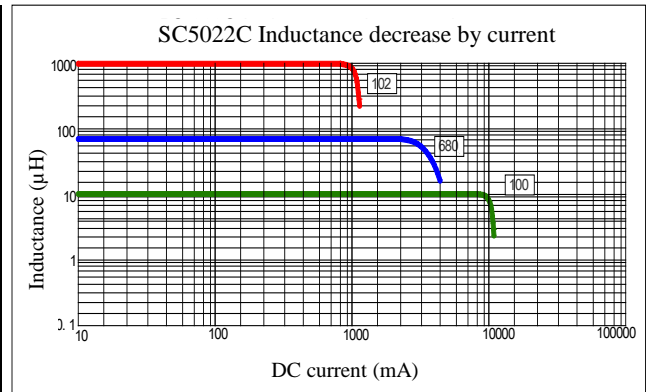
• Features

1. Magnetically shielded construction
2. Excellent Power Density
3. Engineered to Provide High Efficiency



ELECTRICAL CHARACTERISTICS

Part Number	Inductance (uH) (1)	Test Frequency	DC Resistance (Ω MAX) (2)	Saturation Current ⁽³⁾ (A)	Temperature Current ⁽⁴⁾ (A)
SC5022C-100	10	100KHZ	40m	8.00	5.00
SC5022C-150	15	100KHZ	48m	7.00	4.00
SC5022C-220	22	100KHZ	59m	6.00	3.80
SC5022C-330	33	100KHZ	75m	5.00	3.20
SC5022C-470	47	100KHZ	97m	4.00	2.80
SC5022C-680	68	100KHZ	138m	3.00	2.20
SC5022C-101	100	100KHZ	207m	2.40	1.80
SC5022C-151	150	100KHZ	293m	2.10	1.50
SC5022C-221	220	100KHZ	470m	1.90	1.20
SC5022C-331	330	100KHZ	780m	1.10	0.90
SC5022C-471	470	100KHZ	1.08	1.10	0.80
SC5022C-681	680	100KHZ	1.40	1.00	0.65
SC5022C-102	1000	100KHZ	2.01	0.80	0.54



- (1). Inductance tolerance $\pm 20\%$ tested at 0.25V, 0ADC and 25°C.
- (2). DCR measured at 25°C.
- (3). The DC current at which the inductance decreases by 10% from its initial value.
- (4). The DC current that results in a 40°C temperature rise from 25°C ambient.

[Click here for QUANTITY PER REEL & PACKING INFORMATION](#)

Custom versions available upon request.

Mouser Electronics

Authorized Distributor

Click to View Pricing, Inventory, Delivery & Lifecycle Information:

[Bel:](#)

[SC5022C-681](#) [SC5022C-150](#) [SC5022C-470](#) [SC5022C-100](#) [SC5022C-331](#) [SC5022C-680](#) [SC5022C-102](#)
[SC5022C-101](#) [SC5022C-221](#) [SC5022C-220](#) [SC5022C-330](#) [SC5022C-151](#) [SC5022C-471](#)