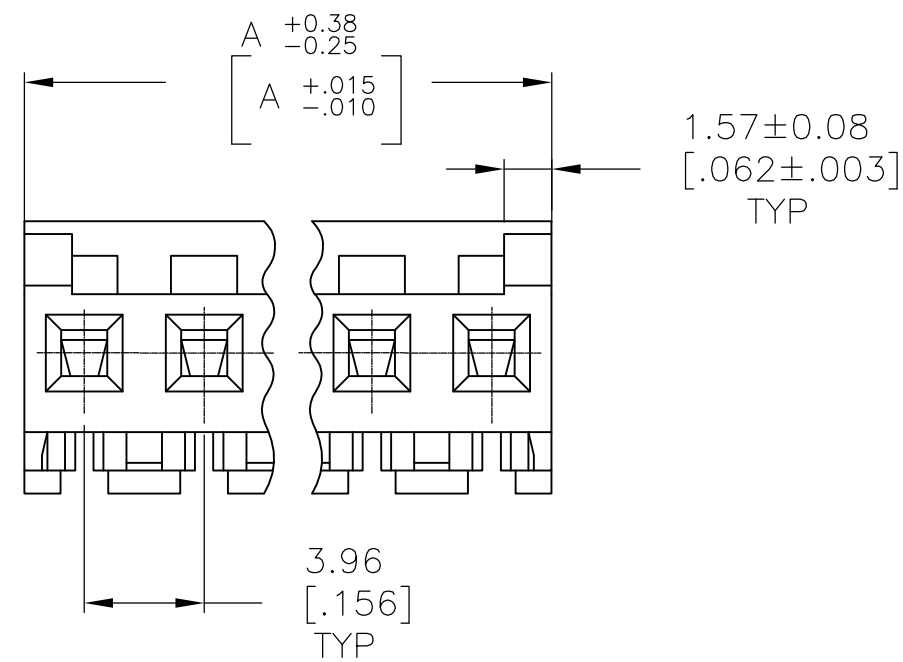
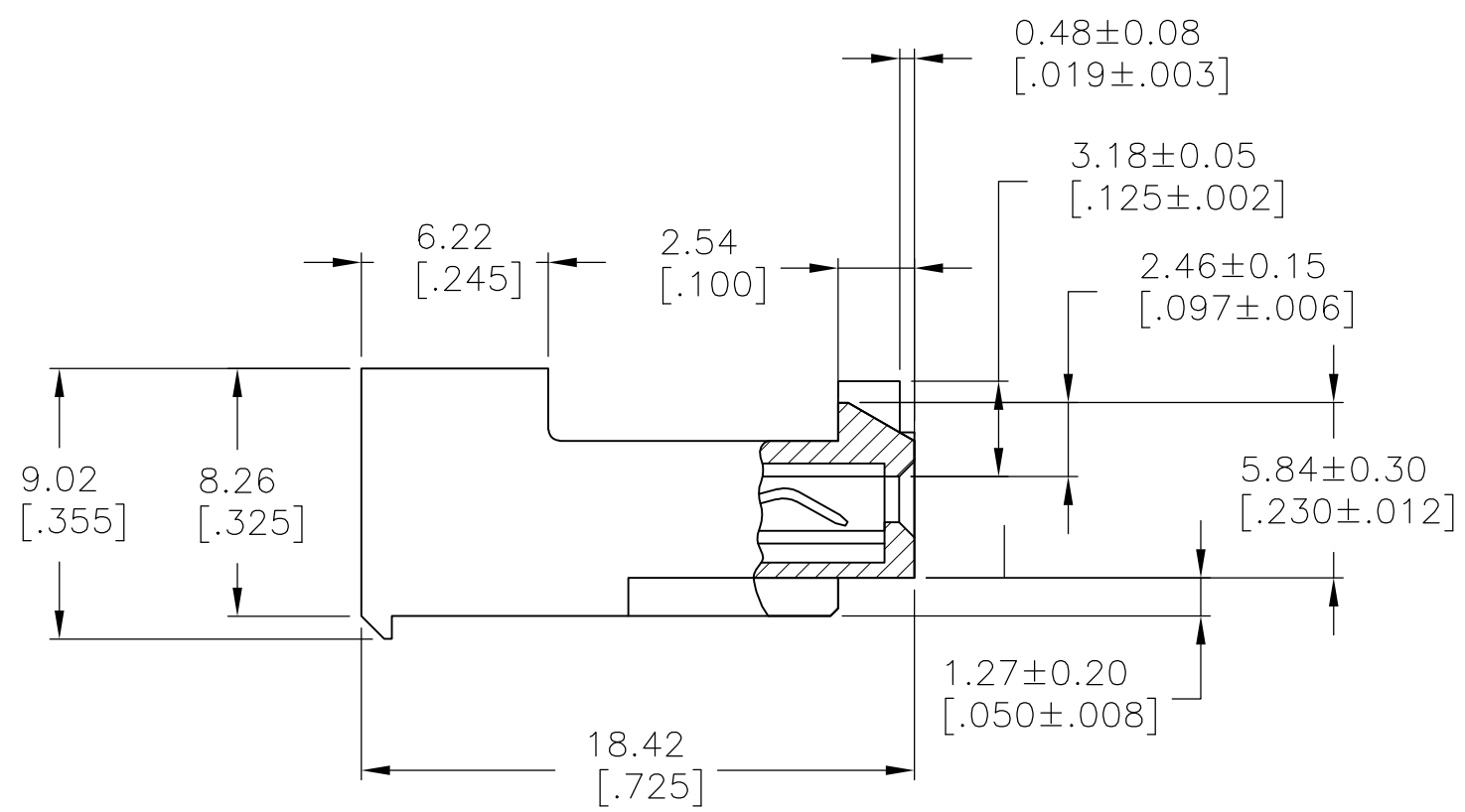
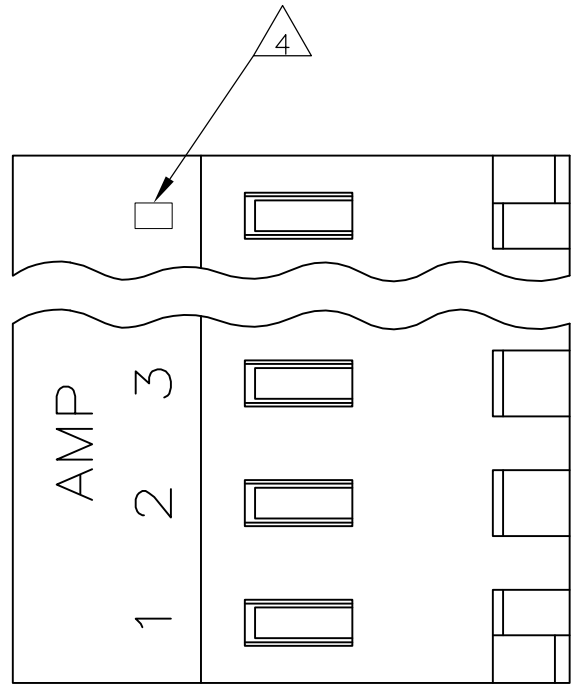


THIS DRAWING IS UNPUBLISHED. RELEASED FOR PUBLICATION  
 © COPYRIGHT - By - ALL RIGHTS RESERVED.

LOC	DIST	REVISIONS					
CM	00	P	LTR	DESCRIPTION	DATE	DWN	APVD
		J1		ECO-14-012257	27OCT2014	KR	OC



95.10[3.744]	24	5-643817-4
91.13[3.588]	23	5-643817-3
87.17[3.432]	22	5-643817-2
83.21[3.276]	21	5-643817-1
79.25[3.120]	20	5-643817-0
75.29[2.964]	19	4-643817-9
71.32[2.808]	18	4-643817-8
67.36[2.652]	17	4-643817-7
63.40[2.496]	16	4-643817-6
59.44[2.340]	15	4-643817-5
55.47[2.184]	14	4-643817-4
51.51[2.028]	13	4-643817-3
47.55[1.872]	12	4-643817-2
43.59[1.716]	11	4-643817-1
39.62[1.560]	10	4-643817-0
35.66[1.404]	9	3-643817-9
31.70[1.248]	8	3-643817-8
27.74[1.092]	7	3-643817-7
23.77[.936]	6	3-643817-6
19.81[.780]	5	3-643817-5
15.85[.624]	4	3-643817-4
11.89[.468]	3	3-643817-3
7.92[.312]	2	3-643817-2
95.10[3.744]	24	2-643817-4
91.13[3.588]	23	2-643817-3
87.17[3.432]	22	2-643817-2
83.21[3.276]	21	2-643817-1
79.25[3.120]	20	2-643817-0
75.29[2.964]	19	1-643817-9
71.32[2.808]	18	1-643817-8
67.36[2.652]	17	1-643817-7
63.40[2.496]	16	1-643817-6
59.44[2.340]	15	1-643817-5
55.47[2.184]	14	1-643817-4
51.51[2.028]	13	1-643817-3
47.55[1.872]	12	1-643817-2
43.59[1.716]	11	1-643817-1
39.62[1.560]	10	1-643817-0
35.66[1.404]	9	643817-9
31.70[1.248]	8	643817-8
27.74[1.092]	7	643817-7
23.77[.936]	6	643817-6
19.81[.780]	5	643817-5
15.85[.624]	4	643817-4
11.89[.468]	3	643817-3
7.92[.312]	2	643817-2
DIM A	NO. OF CIRCUITS	PART NO.

- △ SUPERSEDED BY 5-643817-4
- △ SUPERSEDED BY 5-643817-3
- △ SUPERSEDED BY 5-643817-2
- △ SUPERSEDED BY 5-643817-1
- △ SUPERSEDED BY 4-643817-9
- △ SUPERSEDED BY 4-643817-7

1 MATERIAL: CONNECTOR - NYLON UL94-V2 (ORANGE)  
 CONTACTS - 0.30 [.012] THICK COPPER ALLOY  
 (BRIGHT TIN-LEAD 0.00203 [.000080] MIN. THICK  
 FOR CONTACTS 643817-2 THRU 2-643817-4).  
 (MATTE WHISKER MITIGATED TIN 0.00203 [.000080] MIN. THICK  
 FOR CONTACTS 3-643817-2 THRU 5-643817-4).

2 CONTACTS ACCEPT 18 AWG WIRE WITH 2.41 [.095] MAX  
 INSULATION DIAMETER.

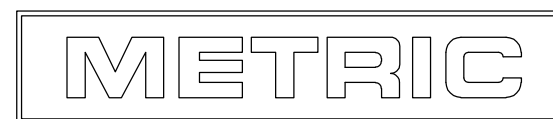
3 CONTACTS MUST ACCEPT 1.14±0.03 [.045±.001]  
 POST AND REMAIN LOCKED IN POSITION.

4 IDENTIFICATION NUMBER FOR LAST CIRCUIT MAY  
 NOT APPEAR ON ALL ASSEMBLIES.

5 DIMENSIONS IN BRACKETS ARE IN INCHES.

6 HOUSING FEATURES ARE: CLOSED END WITH LOCKING  
 RAMP AND POLARIZING TAB.

7 OBSOLETE PARTS: OBSOLETE CIS STREAMLINING PER D.RENAUD/D.SINISI



THIS DRAWING IS A CONTROLLED DOCUMENT.		DWN S. CARPENTER 09JUL2003		
DIMENSIONS: mm [INCHES]		CHK D. BOSSI 09JUL2003		
TOLERANCES UNLESS OTHERWISE SPECIFIED:		APVD D. BOSSI 09JUL2003	NAME	
0 PLC ± -		PRODUCT SPEC	MTA 156 CONNECTOR ASSEMBLY, 18 AWG, STANDARD	
1 PLC ± -		APPLICATION SPEC	SIZE	CAGE CODE
2 PLC ± -		108-1051	A2	00779
3 PLC ± 0.13 [.005]		114-1020	DRAWING NO	RESTRICTED TO
4 PLC ± -		WEIGHT	C=643817	-
ANGLES ± -		CUSTOMER DRAWING	SCALE	SHEET
FINISH			4:1	1 OF 1
MATERIAL			REV	J1

# Mouser Electronics

Authorized Distributor

Click to View Pricing, Inventory, Delivery & Lifecycle Information:

[TE Connectivity:](#)

[3-643817-3](#)