

Valve connectors - SAC-3P-M12MR/A-1L-S - 1505261


Please be informed that the data shown in this PDF Document is generated from our Online Catalog. Please find the complete data in the user's documentation. Our General Terms of Use for Downloads are valid (<http://phoenixcontact.com/download>)



Valve connector type A, PE bridged, 18 mm contact spacing, horizontal M12 connector

RoHS

Key Commercial Data

Packing unit	5 pc
GTIN	 4 017918 857035
GTIN	4017918857035

Technical data

Ambient conditions

Ambient temperature (operation)	-25 °C ... 85 °C (valve plug)
Degree of protection	IP65
	IP67

General

Rated current at 40°C	4 A
Rated voltage	24 V AC
	24 V DC
Number of positions	3
Insulation resistance	≥ 100 MΩ
Coding	A - standard
Standards/regulations	M12 connector IEC 61076-2-101
	Valve connector EN 175301-803
Status display	Yellow LED
Protective circuit/component	Z diode
Overvoltage category	II
Degree of pollution	3
Connection method	M12 connector

Valve connectors - SAC-3P-M12MR/A-1L-S - 1505261

Technical data

General

Insertion/withdrawal cycles	≥ 100
Torque	0.4 Nm (M12 connector)
	0.6 Nm (Valve connector)

Material

Flammability rating according to UL 94	V0
Contact material	CuSn
Contact surface material	Ni/Au
Contact carrier material	TPU GF
Material of grip body	TPU, hardly inflammable, self-extinguishing
Valve plug contact material	CuSn
Valve plug contact surface material	Ag
Valve plug contact insert material	PBT
Material housing valve plug	PBT
Material, knurls	Zinc die-cast, nickel-plated
Sealing material	TPU

Cable

Standards/specifications	M12 connector IEC 61076-2-101
	Valve connector EN 175301-803

Standards and Regulations

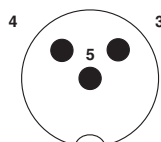
Standard designation	M12 connector
Standards/regulations	IEC 61076-2-101
Standard designation	Valve connector
Standards/regulations	EN 175301-803
Flammability rating according to UL 94	V0

Environmental Product Compliance

China RoHS	Environmentally Friendly Use Period = 50
	For details about hazardous substances go to tab "Downloads", Category "Manufacturer's declaration"

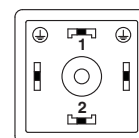
Drawings

Schematic diagram



Pin assignment M12 plug, 3-pos., A-coded, view male side

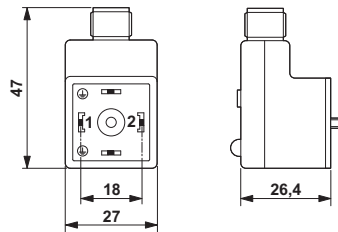
Schematic diagram



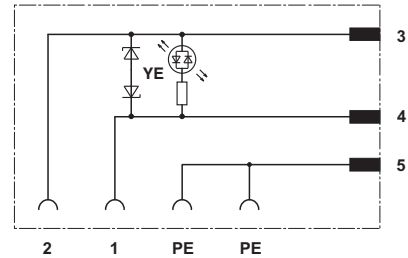
Valve connector pin assignment, type A

Valve connectors - SAC-3P-M12MR/A-1L-S - 1505261

Dimensional drawing



Circuit diagram



Valve connector, type A with horizontal M12 plug

Phoenix Contact 2018 © - all rights reserved
<http://www.phoenixcontact.com>

PHOENIX CONTACT GmbH & Co. KG
Flachsmarktstr. 8
32825 Blomberg
Germany
Tel. +49 5235 300
Fax +49 5235 3 41200
<http://www.phoenixcontact.com>

Mouser Electronics

Authorized Distributor

Click to View Pricing, Inventory, Delivery & Lifecycle Information:

Phoenix Contact:

1505261