


788 Power Relays/SPDT, 16 Amp Rating (DC & AC)



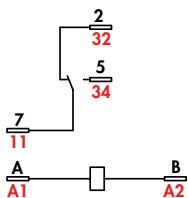
General Specifications

(UL 508)

788XAX

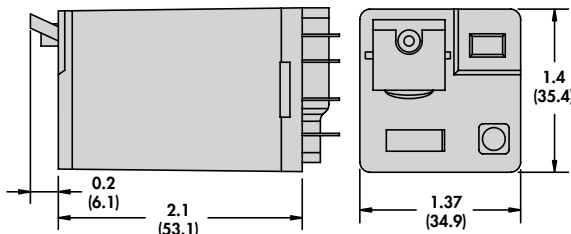
| Contact Characteristics | | Units | Standard |
|---|----------------------------|-------------|--------------------|
| Number and type of Contacts | | | SPDT |
| Contact materials | | | Silver Alloy |
| Thermal (Carrying) Current | | A | 16 |
| Maximum Switching Voltage | | V | 300 |
| Switching Current @ Voltage | ~ | Resistive | 16A @ 277V 50/60Hz |
| | ~ | Resistive | 16A @ 120V 50/60Hz |
| | ≡ | Resistive | 16A @ 28V |
| | | HP | 1/3 @ 120VAC |
| | | HP | 1/2 @ 240 VAC |
| | | Pilot Duty | B300 |
| Minimum Switching Requirement | | mA | 100 @ 5VDC (.5W) |
| Coil Characteristics | | | |
| Voltage Range | ~ | V | 6...240, 50/60 Hz |
| | ≡ | V | 6...125 |
| Operating Range | % of Nominal | ~ | 85% to 110% |
| | | ≡ | 80% to 110% |
| Average consumption | ~ | VA | 3 |
| | ≡ | W | 1.4 |
| Drop-out voltage threshold | ~ | | 15% |
| | ≡ | | 10% |
| Performance Characteristics | | | |
| Electrical Life (UL508) | Operations @ Rated Current | (Resistive) | 100,000 |
| Mechanical Life | Unpowered | | 5,000,000 |
| Operating time (response time) | | ms | 20 |
| Dielectric strength | Between coil and contact | ~ | Vrms 1500 |
| | Between poles | ~ | Vrms 1500 |
| | Between contacts | ~ | Vrms 1500 |
| Environment | | | |
| Product certifications | Standard version | | UL, CSA, CE |
| Ambient air temperature around the device | Storage | °C | -40...+85 |
| | Operation | °C | -40...+55 |
| Vibration resistance | Operational | g-n | 3, 10 - 55 Hz |
| Shock resistance | | g-n | 10 |
| Degree of protection | | | IP 40 |
| Weight | | grams | 88 |

788XAX

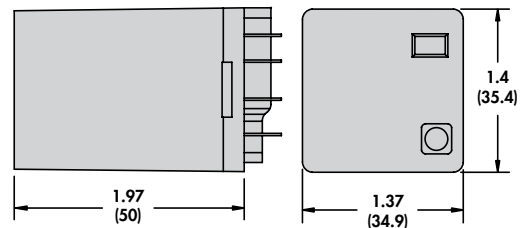


Wiring Diagram Bottom View

Full Featured Dimensions



Plain Cover Dimensions





Full Featured



Plain Cover

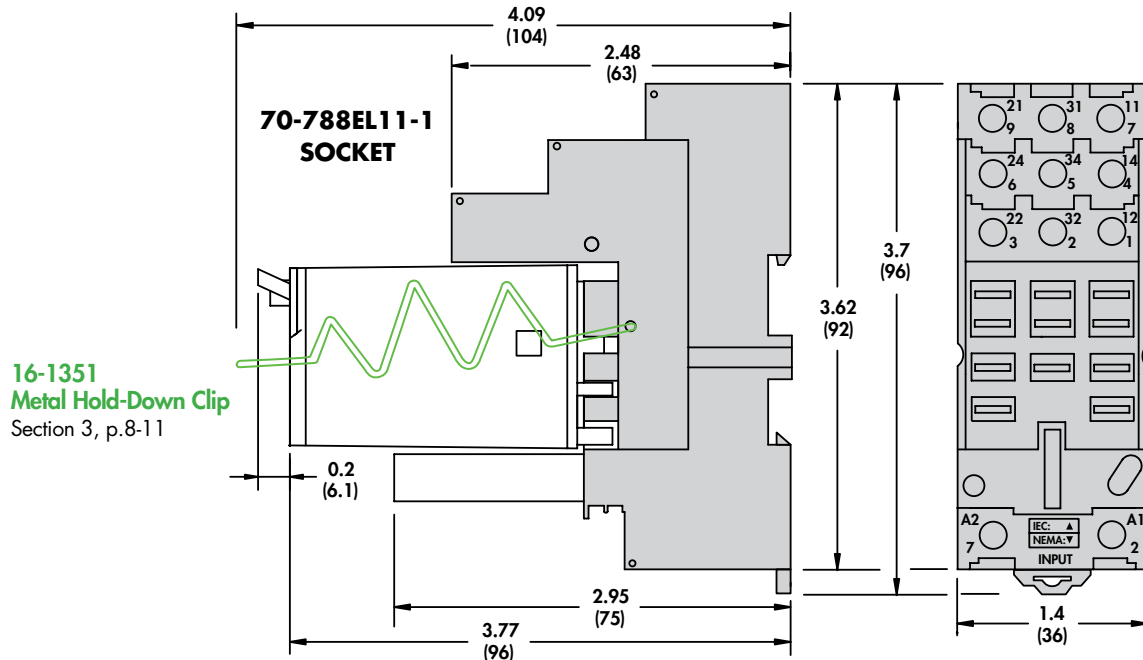
Standard Part Numbers

| Nominal Voltage | Coil Resistance | SPDT Part Number (Full Feature) 16 Amp | SPDT Part Number (Plain Cover) 16 Amp |
|----------------------|-----------------|---|--|
| AC Operated | | | |
| 6 VAC 50/60 Hz | 4.2 Ohms | 788XAXM4L-6A | 788XAXC-6A |
| 12 VAC 50/60 Hz | 18 Ohms | 788XAXM4L-12A | 788XAXC-12A |
| 24 VAC 50/60 Hz | 72 Ohms | 788XAXM4L-24A | 788XAXC-24A |
| 120 VAC 50/60 Hz | 1700 Ohms | 788XAXM4L-120A | 788XAXC-120A |
| 220-240 VAC 50/60 Hz | 7200 Ohms | 788XAXM4L-220/240A | 788XAXC-220/240A |
| DC Operated | | | |
| 6 VDC | 32 Ohms | 788XAXM4L-6D | 788XAXC-6D |
| 12 VDC | 120 Ohms | 788XAXM4L-12D | 788XAXC-12D |
| 24 VDC | 470 Ohms | 788XAXM4L-24D | 788XAXC-24D |
| 48 VDC | 1800 Ohms | 788XAXM4L-48D | 788XAXC-48D |
| 110-125 VDC | 10000 Ohms | 788XAXM4L-110/125D | 788XAXC-110/125D |


Custom Relay Part Number Builder

| 788 | XAX | | C | T | ML- | 240A |
|--------|-----------------|-------------------------------|---|--------------------------------------|--|----------------------------------|
| Series | Contact Config. | Contact Code | Cover Options | Terminal Style | Feature Options | Coil Voltage |
| 788 | XAX = SPDT | 16 Amp Silver Alloy = No Code | Full Feature = No Code Plain Cover = C | Plug In = No Code PC terminal = T | Side Push Button = M Locking Push Button = M4 Bi-Polar LED = L | VAC = 6 - 240A VDC = 6 - 125D |

For other mating sockets, see Section 2: 70-463-1, 70-124-1, 70-124-2, 70-178-1, 70-178-2



788 Power Relays/SPDT or DPDT, 16 Amp Rating (DC & AC)



General Specifications

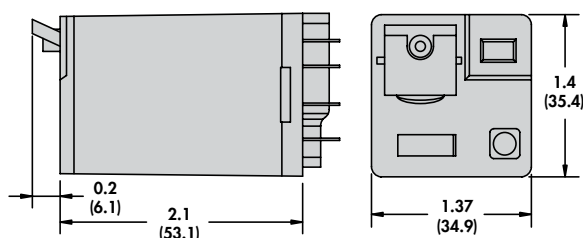
(UL 508)

788XBX

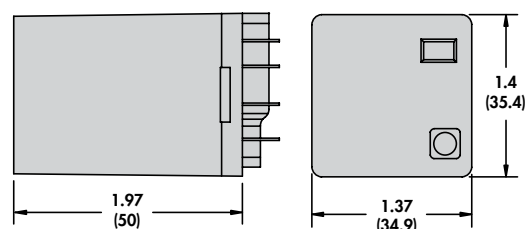
788HXX69, 788HX69

| Contact Characteristics | Units | Standard | Standard |
|---|----------------------------|--------------------|------------------------|
| Number and type of Contacts | | DPDT | SPST-NO-DM, SPDT-DM-DB |
| Contact materials | | Silver Alloy | Silver Alloy |
| Thermal (Carrying) Current | A | 16 | 16 |
| Maximum Switching Voltage | V | 300 | 300 |
| Switching Current @ Voltage | ~ Resistive | 16A @ 277V 50/60Hz | 16A @ 277V 50/60Hz |
| | ~ Resistive | 16A @ 120V 50/60Hz | 16A @ 120V 50/60Hz |
| | ~ Resistive | 16A @ 28V | 16A @ 28V |
| | ~ HP | 1/3 @ 120VAC | 1/3 @ 120VAC |
| | ~ HP | 1/2 @ 240 VAC | 1/2 @ 240 VAC |
| | ~ Pilot Duty | B300 | B300 |
| Current rating with magnetic blowout *(Optional for XBX, Standard for HXX & XHX) | ~ A | 3 @ 150VDC* | 10 @ 150VDC* |
| Minimum Switching Requirement | mA | 100 @ 5VDC (.5W) | 100 @ 5VDC (.5W) |
| Coil Characteristics | | | |
| Voltage Range | ~ V | 6...240, 50/60 Hz | 6...240, 50/60 Hz |
| | ~ V | 6...125 | 6...125 |
| Operating Range | % of Nominal | 85% to 110% | 85% to 110% |
| | | 80% to 110% | 80% to 110% |
| Average consumption | ~ VA | 3 | 3 |
| | ~ W | 1.4 | 1.4 |
| Drop-out voltage threshold | ~ % | 15% | 15% |
| | ~ % | 10% | 10% |
| Performance Characteristics | | | |
| Electrical Life (UL508) | Operations @ Rated Current | (Resistive) | 100,000 |
| Mechanical Life | Unpowered | | 5,000,000 |
| Operating time (response time) | | ms | 20 |
| Dielectric strength | Between coil and contact | ~ Vrms | 1500 |
| | Between poles | ~ Vrms | 1500 |
| | Between contacts | ~ Vrms | 1500 |
| Environment | | | |
| Product certifications | Standard version | | UL, CSA, CE |
| Ambient air temperature around the device | Storage | °C | -40...+85 |
| | Operation | °C | -40...+55 |
| Vibration resistance | Operational | g-n | 3, 10 - 55 Hz |
| Shock resistance | | g-n | 10 |
| Degree of protection | | | IP 40 |
| Weight | | grams | 88 |

Full Featured Dimensions



Plain Cover Dimensions





Full Featured



Plain Cover

Standard Part Numbers

BOLD-FACED PART NUMBERS ARE NORMALLY STOCKED

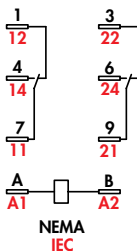
| Nominal Voltage | Coil Resistance | DPDT Part Number (Full Feature) 16 Amp | DPDT Part Number (Plain Cover) 16 Amp |
|----------------------|-----------------|---|--|
| AC Operated | | | |
| 6 VAC 50/60 Hz | 4.2 Ohms | 788BXM4L-6A | 788BXC-6A |
| 12 VAC 50/60 Hz | 18 Ohms | 788BXM4L-12A | 788BXC-12A |
| 24 VAC 50/60 Hz | 72 Ohms | 788BXM4L-24A | 788BXC-24A |
| 120 VAC 50/60 Hz | 1700 Ohms | 788BXM4L-120A | 788BXC-120A |
| 220-240 VAC 50/60 Hz | 7200 Ohms | 788BXM4L-220/240A | 788BXC-220/240A |
| DC Operated | | | |
| 6 VDC | 32 Ohms | 788BXM4L-6D | 788BXC-6D |
| 12 VDC | 120 Ohms | 788BXM4L-12D | 788BXC-12D |
| 24 VDC | 470 Ohms | 788BXM4L-24D | 788BXC-24D |
| 48 VDC | 1800 Ohms | 788BXM4L-48D | 788BXC-48D |
| 110-125 VDC | 10000 Ohms | 788BXM4L-110/125D | 788BXC-110/125D |

Custom Relay Part Number Builder

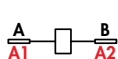
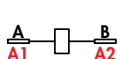
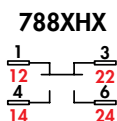
| 788 | XBX | C | T | ML- | 240A | |
|--------|-----------------------|-------------------------|------------------------|-------------------|--------------------------|---------------|
| Series | Contact Configuration | DC Switching | Cover Options | Terminal Style | Feature Options | Coil Voltage |
| 788 | XBX = DPDT | Magnetic Blowout = 69 | Full Feature = No Code | Plug In = No Code | Side Push Button = M | VAC = 6 -240A |
| | XHX = SPDT-DM-DB | (Optional for XBX, | Plain Cover = C | PC terminal = T | Locking Push Button = M4 | VDC = 6 -125D |
| | HXX = SPST-NO-DM | Standard for HXX & XHX) | | | Bi-Polar LED = L | |

For other mating sockets, see Section 2: 70-463-1, 70-124-1, 70-124-2, 70-178-1, 70-178-2

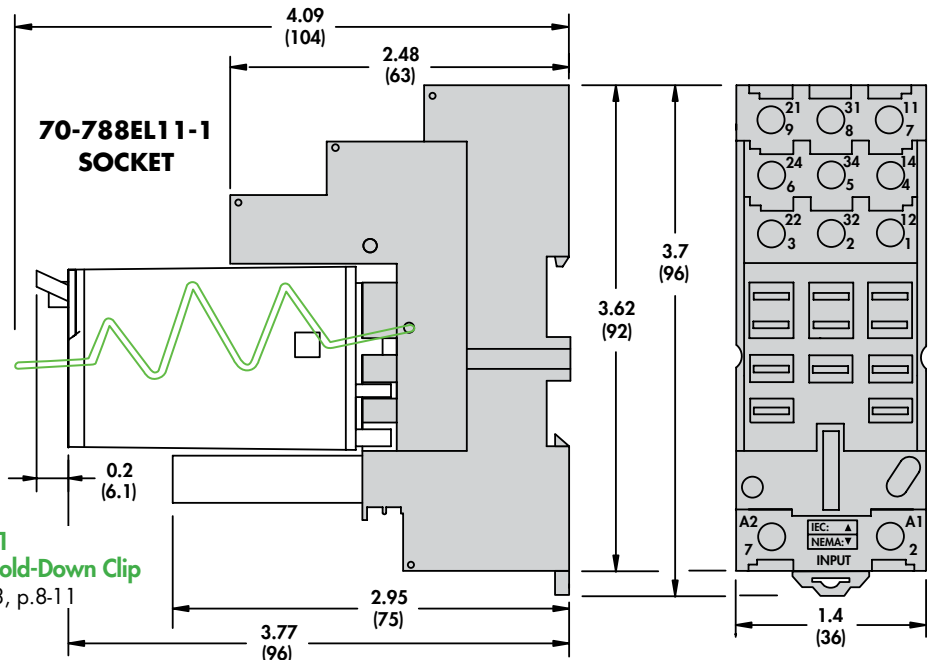
788XBX




Wiring Diagrams
Bottom View



16-1351
Metal Hold-Down Clip
Section 3, p.8-11



788 Power Relays/3PDT, 16 Amp Rating (DC & AC)



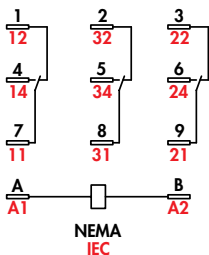
General Specifications

(UL 508)

788XCX

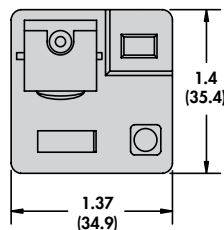
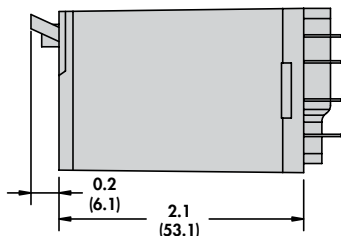
| Contact Characteristics | | Units | Standard |
|---|----------------------------|-------------|--------------------|
| Number and type of Contacts | | | 3PDT |
| Contact materials | | | Silver Alloy |
| Thermal (Carrying) Current | | A | 16 |
| Maximum Switching Voltage | | V | 300 |
| Switching Current @ Voltage | ~ | Resistive | 16A @ 277V 50/60Hz |
| | ~ | Resistive | 16A @ 120V 50/60Hz |
| | ~ | Resistive | 16A @ 28V |
| | | HP | 1/3 @ 120VAC |
| | | HP | 1/2 @ 240 VAC |
| | | Pilot Duty | B300 |
| Minimum Switching Requirement | | mA | 100 @ 5VDC (.5W) |
| Coil Characteristics | | | |
| Voltage Range | ~ | V | 6...240, 50/60 Hz |
| | ~ | V | 6...125 |
| Operating Range | % of Nominal | ~ | 85% to 110% |
| | | ~ | 80% to 110% |
| Average consumption | ~ | VA | 3 |
| | ~ | W | 1.4 |
| Drop-out voltage threshold | ~ | | 10% |
| | ~ | | 10% |
| Performance Characteristics | | | |
| Electrical Life (UL508) | Operations @ Rated Current | (Resistive) | 100,000 |
| Mechanical Life | Unpowered | | 5,000,000 |
| Operating time (response time) | | ms | 20 |
| Dielectric strength | Between coil and contact | ~ | Vrms 1500 |
| | Between poles | ~ | Vrms 1500 |
| | Between contacts | ~ | Vrms 1500 |
| Environment | | | |
| Product certifications | Standard version | | UL, CSA, CE |
| Ambient air temperature around the device | Storage | °C | -40...+85 |
| | Operation | °C | -40...+55 |
| Vibration resistance | Operational | g-n | 3, 10 - 55 Hz |
| Shock resistance | | g-n | 10 |
| Degree of protection | | | IP 40 |
| Weight | | grams | 88 |

788XCX

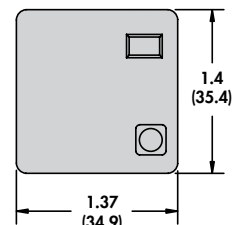
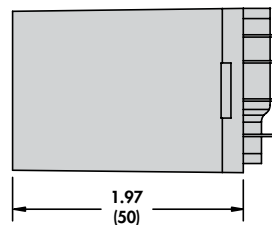


Wiring Diagram
Bottom View

Full Featured Dimensions



Plain Cover Dimensions





Full Featured



Plain Cover

Standard Part Numbers

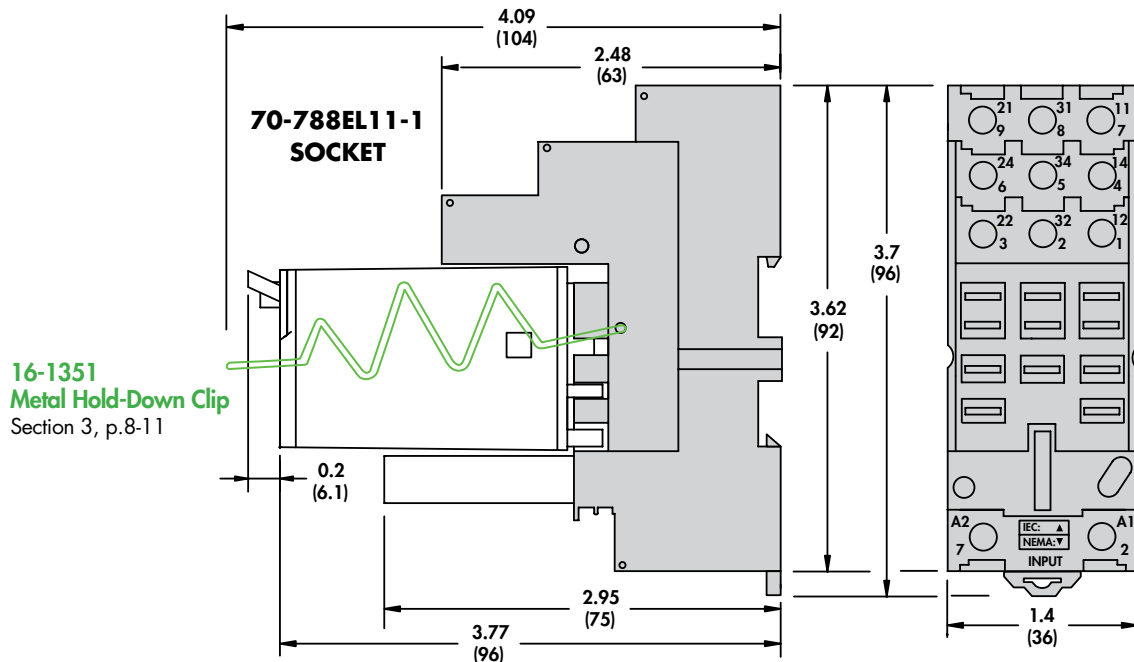
BOLD-FACED PART NUMBERS ARE NORMALLY STOCKED

| Nominal Voltage | Coil Resistance | 3PDT Part Number (Full Feature) 16 Amp | 3PDT Part Number (Plain Cover) 16 Amp |
|----------------------|-----------------|---|--|
| AC Operated | | | |
| 6 VAC 50/60 Hz | 4.2 Ohms | 788XCM4L-6A | 788XCXC-6A |
| 12 VAC 50/60 Hz | 18 Ohms | 788XCM4L-12A | 788XCXC-12A |
| 24 VAC 50/60 Hz | 72 Ohms | 788XCM4L-24A | 788XCXC-24A |
| 120 VAC 50/60 Hz | 1700 Ohms | 788XCM4L-120A | 788XCXC-120A |
| 220-240 VAC 50/60 Hz | 7200 Ohms | 788XCM4L-220/240A | 788XCXC-220/240A |
| DC Operated | | | |
| 6 VDC | 32 Ohms | 788XCM4L-6D | 788XCXC-6D |
| 12 VDC | 120 Ohms | 788XCM4L-12D | 788XCXC-12D |
| 24 VDC | 470 Ohms | 788XCM4L-24D | 788XCXC-24D |
| 48 VDC | 1800 Ohms | 788XCM4L-48D | 788XCXC-48D |
| 110-125 VDC | 10000 Ohms | 788XCM4L-110/125D | 788XCXC-110/125D |


Custom Relay Part Number Builder

| Series | Contact Config. | Contact Code | Cover Options | Terminal Style | Feature Options | Coil Voltage |
|--------|-----------------|-------------------------------|---|--------------------------------------|--|----------------------------------|
| 788 | XCX | | C | T | ML- | 240A |
| 788 | XCX = 3PDT | 16 Amp Silver Alloy = No Code | Full Feature = No Code Plain Cover = C | Plug In = No Code PC terminal = T | Side Push Button = M Locking Push Button = M4 Bi-Polar LED = L | VAC = 6 - 240A VDC = 6 - 125D |

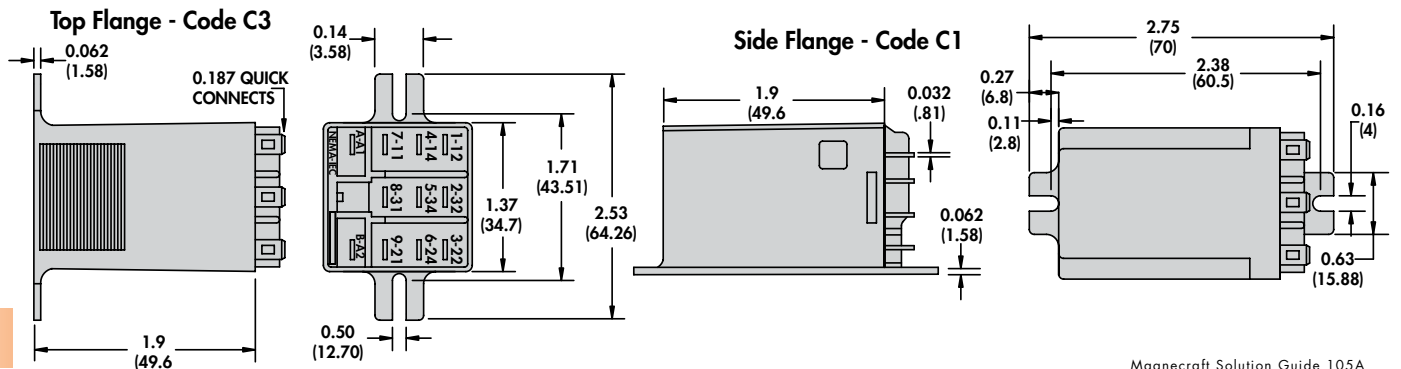
For other mating sockets, see Section 2: 70-463-1, 70-124-1, 70-124-2, 70-178-1, 70-178-2



788 Power Relays – Mounting Solutions/SPDT, DPDT, 3PDT, 16 Amp Rating (DC & AC)



| General Specifications | | (UL 508) | 788XAX | 788XBX/XCX |
|--|----------------------------|-------------|------------------------------|--------------------|
| Contact Characteristics | | Units | Standard | Standard |
| Number and type of Contacts | | | SPDT | DPDT/3PDT |
| Contact materials | | | Silver Alloy | Silver Alloy |
| Thermal (Carrying) Current | | A | 16 | 16 |
| Maximum Switching Voltage | | V | 300 | 300 |
| Switching Current @ Voltage | | ~ | Resistive 16A @ 277V 50/60Hz | 16A @ 277V 50/60Hz |
| | | ~ | Resistive 16A @ 120V 50/60Hz | 16A @ 120V 50/60Hz |
| | | ~ | Resistive 16A @ 28V | 16A @ 28V |
| | | ~ | HP 1/3 @ 120VAC | 1/3 @ 120VAC |
| | | ~ | HP 1/2 @ 240 VAC | 1/2 @ 240 VAC |
| | | ~ | Pilot Duty B300 | B300 |
| Current rating with magnetic blowout - Code 69 | | ~ | A | 3 @ 150VDC |
| Minimum Switching Requirement | | mA | 100 @ 5VDC (.5W) | 100 @ 5VDC (.5W) |
| Coil Characteristics | | | | |
| Voltage Range | | ~ | V 6....240, 50/60 Hz | 6....240, 50/60 Hz |
| | | ~ | V 6....125 | 6....125 |
| Operating Range | % of Nominal | ~ | 85% to 110% | 85% to 110% |
| | | ~ | 80% to 110% | 80% to 110% |
| Average consumption | | ~ | VA 3 | 2.0 - 3.0 |
| | | ~ | W 1.4 | 1.4 |
| Drop-out voltage threshold | | ~ | 15% | 10% |
| | | ~ | 10% | 10% |
| Performance Characteristics | | | | |
| Electrical Life (UL508) | Operations @ Rated Current | (Resistive) | 100,000 | 100,000 |
| Mechanical Life | Unpowered | | 5,000,000 | 5,000,000 |
| Operating time (response time) | | ms | 20 | 20 |
| Dielectric strength | Between coil and contact | ~ | Vrms 1500 | 1500 |
| | Between poles | ~ | Vrms 1500 | 1500 |
| | Between contacts | ~ | Vrms 1500 | 1500 |
| Environment | | | | |
| Product certifications | Standard version | | UL, CSA, CE | UL, CSA, CE |
| Ambient air temperature around the device | Storage | °C | -40...+85 | -40...+85 |
| | Operation | °C | -40...+55 | -40...+55 |
| Vibration resistance | Operational | g-n | 3, 10 - 55 Hz | 3, 10 - 55 Hz |
| Shock resistance | | g-n | 10 | 10 |
| Degree of protection | | | IP 40 | IP 40 |
| Weight | | grams | 88 | 88 |





Top Flange



Side Flange



DIN Mount

BOLD-FACED PART NUMBERS ARE NORMALLY STOCKED

Standard Part Numbers

788XAX

788XBX

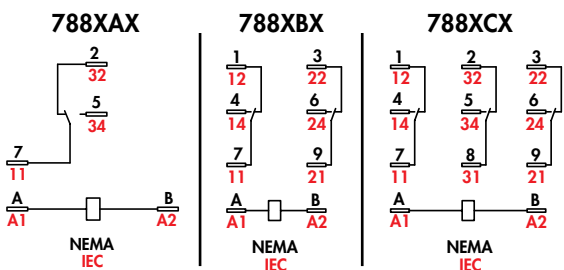
| Nominal Voltage | Coil Resistance | SPDT Part Number (Top Flange) 16 Amp | SPDT Part Number (Side Flange) 16 Amp | DPDT Part Number (Top Flange) 16 Amp | DPDT Part Number (Side Flange) 16 Amp |
|----------------------|-----------------|---|--|---|--|
| AC Operated | | | | | |
| 6 VAC 50/60 Hz | 4.2 Ohms | 788XAXC3-6A | 788XAXC1-6A | 788XBXC3-6A | 788XBXC1-6A |
| 12 VAC 50/60 Hz | 18 Ohms | 788XAXC3-12A | 788XAXC1-12A | 788XBXC3-12A | 788XBXC1-12A |
| 24 VAC 50/60 Hz | 72 Ohms | 788XAXC3-24A | 788XAXC1-24A | 788XBXC3-24A | 788XBXC1-24A |
| 120 VAC 50/60 Hz | 1700 Ohms | 788XAXC3-120A | 788XAXC1-120A | 788XBXC3-120A | 788XBXC1-120A |
| 220-240 VAC 50/60 Hz | 7200 Ohms | 788XAXC3-220/240A | 788XAXC1-220/240A | 788XBXC3-220/240A | 788XBXC1-220/240A |
| DC Operated | | | | | |
| 6 VDC | 32 Ohms | 788XAXC3-6D | 788XAXC1-6D | 788XBXC3-6D | 788XBXC1-6D |
| 12 VDC | 120 Ohms | 788XAXC3-12D | 788XAXC1-12D | 788XBXC3-12D | 788XBXC1-12D |
| 24 VDC | 470 Ohms | 788XAXC3-24D | 788XAXC1-24D | 788XBXC3-24D | 788XBXC1-24D |
| 48 VDC | 1800 Ohms | 788XAXC3-48D | 788XAXC1-48D | 788XBXC3-48D | 788XBXC1-48D |
| 110-125 VDC | 10000 Ohms | 788XAXC3-110/125D | 788XAXC1-110/125D | 788XBXC3-110/125D | 788XBXC1-110/125D |

788XCX

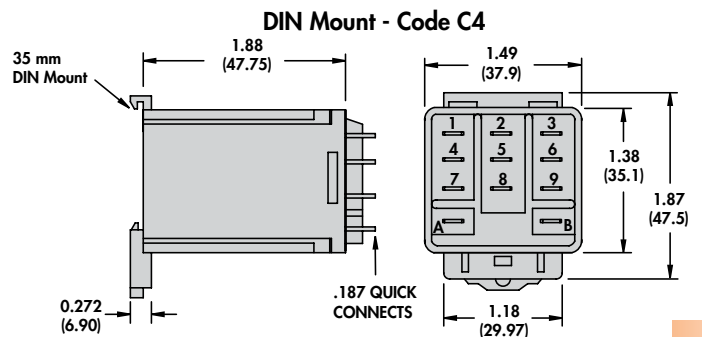
| Nominal Voltage | Coil Resistance | 3PDT Part Number (Top Flange) 16 Amp | 3PDT Part Number (Side Flange) 16 Amp |
|----------------------|-----------------|---|--|
| AC Operated | | | |
| 6 VAC 50/60 Hz | 4.2 Ohms | 788XCXC3-6A | 788XCXC1-6A |
| 12 VAC 50/60 Hz | 18 Ohms | 788XCXC3-12A | 788XCXC1-12A |
| 24 VAC 50/60 Hz | 72 Ohms | 788XCXC3-24A | 788XCXC1-24A |
| 120 VAC 50/60 Hz | 1700 Ohms | 788XCXC3-120A | 788XCXC1-120A |
| 220-240 VAC 50/60 Hz | 7200 Ohms | 788XCXC3-220/240A | 788XCXC1-220/240A |
| DC Operated | | | |
| 6 VDC | 32 Ohms | 788XCXC3-6D | 788XCXC1-6D |
| 12 VDC | 120 Ohms | 788XCXC3-12D | 788XCXC1-12D |
| 24 VDC | 470 Ohms | 788XCXC3-24D | 788XCXC1-24D |
| 48 VDC | 1800 Ohms | 788XCXC3-48D | 788XCXC1-48D |
| 110-125 VDC | 10000 Ohms | 788XCXC3-110/125D | 788XCXC1-110/125D |

Custom Relay Part Number Builder


| Series | Contact Config. | Contact Code | Cover Options | Feature Options | Coil Voltage |
|--------|-----------------|-------------------------------|------------------|----------------------|----------------|
| 788 | XAX = SPDT | 16 Amp Silver Alloy = No Code | Side Flange = C1 | Side Push Button = M | VAC = 6 - 240A |
| | XBX = DPDT | | Top Flange = C3 | Bi-Polar LED = L | VDC = 6 - 125D |
| | XCX = 3PDT | | DIN Mount = C4 | | |



**Wiring Diagrams
Bottom View**




788V Power Relays/DPST and 3PST, 16 Amp Rating (DC and AC), 3mm Spacing



Benefits of the 3mm Contact Gap Design:

- High Dielectric Strength Across Contacts.
- Improved Arc Quenching When Breaking High Current Loads.
- Meets European Spacing Requirements of 8mm Across Surfaces.



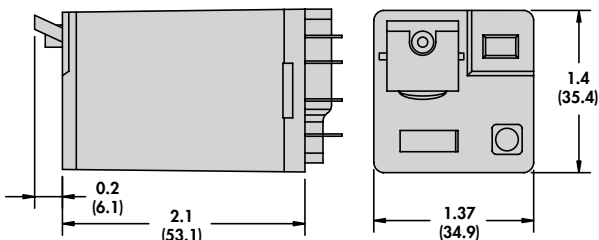
General Specifications

(UL 508)

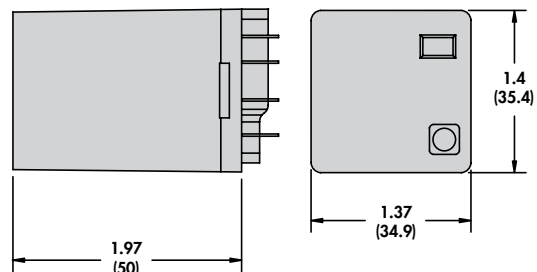
788VBXX, CXX

| Contact Characteristics | | Units | Standard |
|---|----------------------------|-------------|--------------------|
| Number and type of Contacts | | | DPST, 3PST (N.O.) |
| Contact materials | | | Silver Alloy |
| Thermal (Carrying) Current | | A | 16 |
| Maximum Switching Voltage | | V | 300 |
| Switching Current @ Voltage | ~ | Resistive | 16A @ 277V 50/60Hz |
| | ~ | Resistive | 16A @ 120V 50/60Hz |
| | ≡ | Resistive | 16A @ 28V |
| | | HP | 1/3 @ 120VAC |
| | | HP | 1/2 @ 240 VAC |
| | | Pilot Duty | B300 |
| Minimum Switching Requirement | | mA | 100 @ 5VDC (.5W) |
| Coil Characteristics | | | |
| Voltage Range | ~ | V | 6...240, 50/60 Hz |
| | ≡ | V | 6...125 |
| Operating Range | % of Nominal | ~ | 85% to 110% |
| | | ≡ | 80% to 110% |
| Average consumption | ~ | VA | 2.0 - 3.0 |
| | ≡ | W | 1.4 |
| Drop-out voltage threshold | ~ | | 10% |
| | ≡ | | 10% |
| Performance Characteristics | | | |
| Electrical Life (UL508) | Operations @ Rated Current | (Resistive) | 100,000 |
| Mechanical Life | Unpowered | | 5,000,000 |
| Operating time (response time) | | ms | 20 |
| Dielectric strength | Between coil and contact | ~ | Vrms |
| | Between poles | ~ | Vrms |
| | Between contacts | ~ | Vrms |
| | | | 4000 |
| | | | 2000 |
| | | | 1500 |
| Environment | | | |
| Product certifications | Standard version | | UL, CSA, CE |
| Ambient air temperature around the device | Storage | °C | -40...+85 |
| | Operation | °C | -40...+55 |
| Vibration resistance | Operational | g-n | 3, 10 - 55 Hz |
| Shock resistance | | g-n | 10 |
| Degree of protection | | | IP 40 |
| Weight | | grams | 88 |

Full Featured Dimensions



Plain Cover Dimensions





Full Featured



Plain Cover

Standard Part Numbers

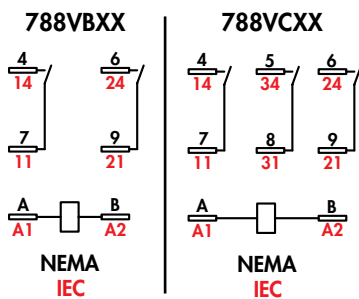
| Nominal Voltage AC Operated | Coil Resistance | DPST Part Number (Full Feature) | DPST Part Number (Plain Cover) | DPST Superceding (Plain Cover) |
|--------------------------------|-----------------|------------------------------------|-----------------------------------|-----------------------------------|
| 6 VAC 50/60 Hz | 4.2 Ohms | 788VBXXM4L-6A | 788VBXXC-6A | 388VBXXC-6A |
| 12 VAC 50/60 Hz | 18 Ohms | 788VBXXM4L-12A | 788VBXXC-12A | 388VBXXC-12A |
| 24 VAC 50/60 Hz | 72 Ohms | 788VBXXM4L-24A | 788VBXXC-24A | 388VBXXC-24A |
| 120 VAC 50/60 Hz | 1700 Ohms | 788VBXXM4L-120A | 788VBXXC-120A | 388VBXXC-120A |
| 220-240 VAC 50/60 Hz | 7200 Ohms | 788VBXXM4L-220/240A | 788VBXXC-220/240A | 388VBXXC-220/240A |
| DC Operated | | | | |
| 6 VDC | 32 Ohms | 788VBXXM4L-6D | 788VBXXC-6D | 388VBXXC-6D |
| 12 VDC | 120 Ohms | 788VBXXM4L-12D | 788VBXXC-12D | 388VBXXC-12D |
| 24 VDC | 470 Ohms | 788VBXXM4L-24D | 788VBXXC-24D | 388VBXXC-24D |
| 48 VDC | 1800 Ohms | 788VBXXM4L-48D | 788VBXXC-48D | 388VBXXC-48D |
| 110-125VDC | 10000 Ohms | 788VBXXM4L-110/125D | 788VBXXC-110/125D | 388VBXXC-110/125D |

| Nominal Voltage AC Operated | Coil Resistance | 3PST Part Number (Full Feature) | 3PST Part Number (Plain Cover) | 3PST Superceding (Plain Cover) |
|--------------------------------|-----------------|------------------------------------|-----------------------------------|-----------------------------------|
| 6 VAC 50/60 Hz | 4.2 Ohms | 788VCXXM4L-6A | 788VCXXC-6A | 388VCXXC-6A |
| 12 VAC 50/60 Hz | 18 Ohms | 788VCXXM4L-12A | 788VCXXC-12A | 388VCXXC-12A |
| 24 VAC 50/60 Hz | 72 Ohms | 788VCXXM4L-24A | 788VCXXC-24A | 388VCXXC-24A |
| 120 VAC 50/60 Hz | 1700 Ohms | 788VCXXM4L-120A | 788VCXXC-120A | 388VCXXC-120A |
| 220-240 VAC 50/60 Hz | 7200 Ohms | 788VCXXM4L-220/240A | 788VCXXC-220/240A | 388VCXXC-220/240A |
| DC Operated | | | | |
| 6 VDC | 32 Ohms | 788VCXXM4L-6D | 788VCXXC-6D | 388VCXXC-6D |
| 12 VDC | 120 Ohms | 788VCXXM4L-12D | 788VCXXC-12D | 388VCXXC-12D |
| 24 VDC | 470 Ohms | 788VCXXM4L-24D | 788VCXXC-24D | 388VCXXC-24D |
| 48 VDC | 1800 Ohms | 788VCXXM4L-48D | 788VCXXC-48D | 388VCXXC-48D |
| 110-125VDC | 10000 Ohms | 788VCXXM4L-110/125D | 788VCXXC-110/125D | 388VCXXC-110/125D |

Custom Relay Part Number Builder

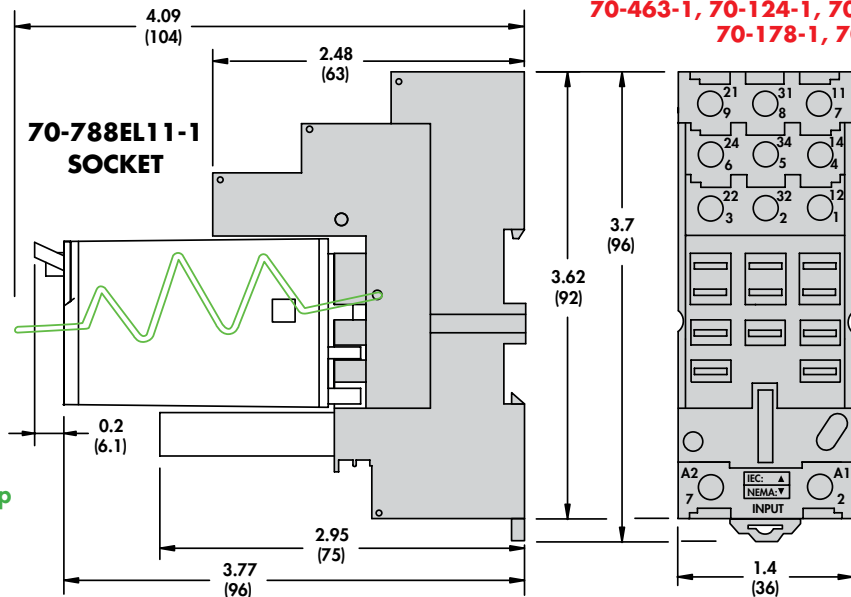
| 788V | BXX | C | T | ML- | 240A |
|--------|--------------------------------|--|--------------------------------------|--|----------------------------------|
| Series | Contact Configuration | Cover Options | Terminal Style | Feature Options | Coil Voltage |
| 788V | BXX = DPST-NO CXX = 3PST-NO | Full Feature = No Code Plain Cover = C Side Flange = C1 Top Flange = C3 | Plug In = No Code PC terminal = T | Side Push Button = M Locking Push Button = M4 Bi-Polar LED = L | VAC = 6 - 240A VDC = 6 - 125D |

Other mating sockets see Section 2:
70-463-1, 70-124-1, 70-124-2,
70-178-1, 70-178-2



Relay Wiring Diagram
Bottom View

16-1351
Metal Hold-Down Clip
Section 3, p.8-11



Mouser Electronics

Authorized Distributor

Click to View Pricing, Inventory, Delivery & Lifecycle Information:

Schneider Electric:

[788XCXC-12D](#) [788XBXC-24A](#) [788XBXC-12D](#) [788XCXC-24A](#) [788XCXC-24D](#) [788XCXM4L-220/230A](#) [788XAXC1-120A](#) [788XCXC-110D](#) [788XCXC1-120A](#) [788XBX69C-24D](#) [788XAXC-24A](#) [788XAXC-120A](#) [788XAXC-12D](#) [788XAXC-24D](#) [788XAXC1-12D](#) [788XBX69C-120A](#) [788XBXC-240A](#) [788XBXC-110D](#) [788XBXC1-240A](#) [788HXX69C-24D](#) [788HXX69C-110D](#) [788HXX69C-12D](#) [788XCXM4L-120A](#) [788XBXC1-12D](#) [788BXM4L-24A](#) [788BXM4L-24D](#) [788XBXC1-120A](#) [788XBXC-24D](#)