


ALUMINUM ELECTROLYTIC CAPACITORS

UPM

Low Impedance, High Reliability

Low Impedance Long Life Anti-Solvent Feature (Through 100V only)
UPM
 Smaller
UPW

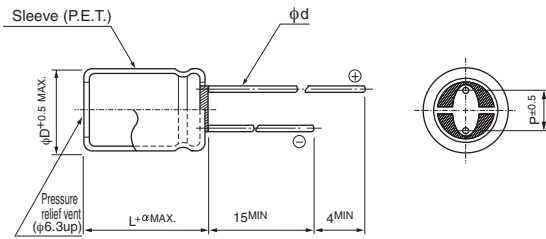


- High reliability withstanding 5000 hour load life at +105°C (3000/2000 hours for smaller case sizes as specified below).
- Capacitance ranges available based on the numerical values in E12 series under JIS.
- Compliant to the RoHS directive (2011/65/EU).
- AEC-Q200 compliant. Please contact us for details.

Specifications

Item	Performance Characteristics	
Category Temperature Range	-55 to +105°C (6.3 to 100V), -40 to +105°C (160 to 400V), -25 to +105°C (450V)	
Rated Voltage Range	6.3 to 450V	
Rated Capacitance Range	1 to 15000µF	
Capacitance Tolerance	±20% at 120Hz, 20°C	
Leakage Current	Rated Voltage (V)	6.3 to 100 160 to 450
	Leakage current	After 1 minute's application of rated voltage at 20°C, leakage current is not more than 0.03CV or 4 (µA), whichever is greater. CV ≤ 1000 : I = 0.1CV+40 (µA) max. CV > 1000 : I = 0.04CV+100 (µA) max.
Tangent of loss angle (tan δ)	For capacitance of more than 1000µF, add 0.02 for every increase of 1000µF. Measurement frequency : 120Hz at 20°C	
	Rated Voltage (V)	6.3 10 16 25 35 50 63 to 100 160 to 350 400 · 450
Stability at Low Temperature	tan δ (MAX.)	0.22 0.19 0.16 0.14 0.12 0.10 0.08 0.20 0.25
	Rated voltage (V)	6.3 · 10 16 25 · 35 50 to 100 160 · 200 250 315 · 350 400 450
	Impedance	Z-25°C / Z+20°C --- --- --- --- --- --- --- --- ---
	ratio (MAX.)	Z-40°C / Z+20°C --- --- --- --- --- 4 6 8 10 --- Z-55°C / Z+20°C 4 3 3 2 --- --- --- --- ---
Endurance	The specifications listed at right shall be met when the capacitors are restored to 20°C after D.C. bias plus rated ripple current is applied for 5000 hours (2000 hours for φD=5 and 6.3, 3000 hours for φD=8) at 105°C, the peak voltage shall not exceed the rated voltage.	
	Capacitance change	Within ±20% of the initial capacitance value
	tan δ	200% or less than the initial specified value
Shelf Life	After storing the capacitors under no load at 105°C for 1000 hours and then performing voltage treatment based on JIS C 5101-4 clause 4.1 at 20°C, they shall meet the characteristic requirements listed at right.	
	Capacitance change	Within ±20% of the initial capacitance value
	tan δ	150% or less than the initial specified value
Marking	Printed with white color letter on dark brown sleeve.	

Radial Lead Type



α	(φD < 10)	1.5
	(φD ≥ 10)	2.0

	(mm)							
φD	5	6.3	8	10	12.5	16	18	
P	2.0	2.5	3.5	5.0	5.0	7.5	7.5	
φd	0.5	0.5	0.6	0.6	0.6*	0.8	0.8	

※In case L > 25 for the φ12.5 dia. unit, lead dia. φ d = 0.8mm.

● Please refer to page 20 about the end seal configuration.

Please refer to page 20, 21, 22 about the formed or taped product spec.
Please refer to page 4 for the minimum order quantity.

● Dimension table in next page.

Type numbering system (Example : 25V 470µF)

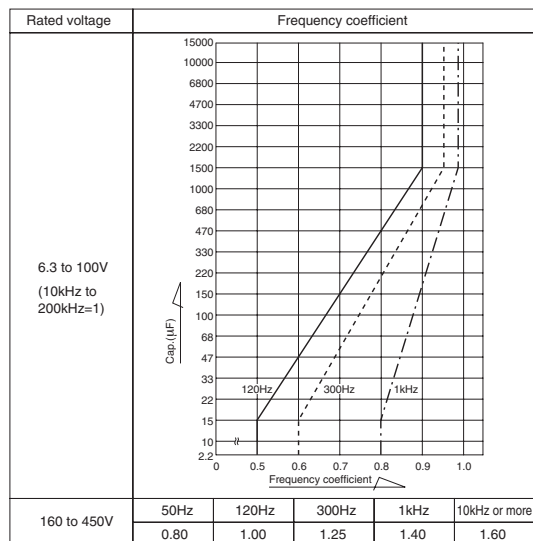
1 2 3 4 5 6 7 8 9 10 11 12
 U P M 1 E 4 7 1 M P D
 Configuration ※
 Capacitance tolerance (±20%)
 Rated capacitance (470µF)
 Rated voltage (25V)
 Series name
 Type
 Size code

Type	Code
Small Dia	—
Low Profile	6

※ Configuration

φ D	Pb-free leadwire Pb-free PET sleeve
5	DD
6.3	ED
8 · 10	PD
12.5 to 18	HD

● Frequency coefficient of rated ripple current





■ Dimensions

V(Code)		6.3 (0J)										
Size code		—					6					
Cap.(μF)	Item Code	Case size φD × L (mm)	Impedance (Ω) MAX.		Rated ripple (mArms)		Case size φD × L (mm)	Impedance (Ω) MAX.		Rated ripple (mArms)		
			20°C / 100kHz	-10°C / 100kHz	105°C / 10kHz to 200kHz	105°C / 120Hz		20°C / 100kHz	-10°C / 100kHz	105°C / 10kHz to 200kHz	105°C / 120Hz	
100	101	5 × 11	0.85	1.70	150	99						
120	121	5 × 11	0.65	1.30	175	115						
150	151	6.3 × 11	0.49	0.98	225	155						
180	181	6.3 × 11	0.39	0.78	250	175						
220	221	6.3 × 11	0.30	0.60	285	205						
270	271	6.3 × 15	0.24	0.48	370	275						
330	331	6.3 × 15	0.20	0.40	405	310						
390	391	8 × 11.5	0.17	0.34	445	345						
470	471	8 × 15	0.14	0.28	550	440	10 × 12.5	0.14	0.28	635	505	
560	561	8 × 15	0.12	0.24	595	485	10 × 12.5	0.13	0.26	670	545	
680	681	8 × 20	0.10	0.20	730	605	10 × 16	0.11	0.22	825	685	
820	821	8 × 20	0.085	0.17	795	675	10 × 16	0.095	0.19	840	715	
1000	102	10 × 20	0.075	0.15	950	820	12.5 × 15	0.085	0.17	890	770	
1200	122	10 × 20	0.065	0.13	1060	930	12.5 × 15	0.075	0.15	950	835	
1500	152	10 × 25	0.055	0.11	1260	1130	12.5 × 15	0.065	0.13	1020	915	
1800	182	10 × 31.5	0.050	0.10	1370	1230	16 × 15	0.055	0.11	1270	1140	
2200	222	10 × 31.5	0.043	0.086	1470	1320	16 × 15	0.049	0.098	1340	1200	
2700	272	12.5 × 25	0.038	0.076	1700	1530	18 × 15	0.044	0.088	1500	1350	
3300	332	12.5 × 25	0.034	0.068	1710	1530	18 × 15	0.039	0.078	1600	1440	
3900	392	12.5 × 31.5	0.031	0.062	1980	1780	16 × 20	0.036	0.072	1770	1590	
4700	472	12.5 × 35.5	0.028	0.056	2230	2000	18 × 20	0.032	0.064	1920	1720	
5600	562	12.5 × 40	0.026	0.052	2460	2210	18 × 20	0.030	0.060	1980	1780	
6800	682	16 × 31.5	0.024	0.048	2510	2250	18 × 25	0.027	0.054	2350	2110	
8200	822	16 × 35.5	0.022	0.044	2770	2490	18 × 31.5	0.025	0.050	2600	2340	
10000	103	16 × 40	0.020	0.040	3110	2790	18 × 31.5	0.023	0.046	2720	2440	
12000	123	18 × 35.5	0.019	0.038	3050	2740						
15000	153	18 × 40	0.018	0.036	3300	2970						

V(Code)		10 (1A)										
Size code		—					6					
Cap.(μF)	Item Code	Case size φD × L (mm)	Impedance (Ω)MAX.		Rated ripple (mArms)		Case size φD × L (mm)	Impedance (Ω) MAX.		Rated ripple (mArms)		
			20°C / 100kHz	-10°C / 100kHz	105°C / 10kHz to 200kHz	105°C / 120Hz		20°C / 100kHz	-10°C / 100kHz	105°C / 10kHz to 200kHz	105°C / 120Hz	
68	680	5 × 11	0.80	1.60	155	97						
82	820	5 × 11	0.65	1.30	175	110						
100	101	6.3 × 11	0.55	1.10	210	135						
120	121	6.3 × 11	0.44	0.88	235	160						
150	151	6.3 × 11	0.35	0.70	265	185						
180	181	6.3 × 11	0.29	0.58	290	205						
220	221	6.3 × 15	0.24	0.48	370	270						
270	271	6.3 × 15	0.20	0.40	405	300						
330	331	8 × 11.5	0.16	0.32	460	350						
390	391	8 × 15	0.14	0.28	550	430	10 × 12.5	0.15	0.30	635	490	
470	471	8 × 15	0.12	0.24	595	475	10 × 12.5	0.13	0.26	670	535	
560	561	8 × 20	0.10	0.20	730	595	10 × 16	0.11	0.22	700	570	
680	681	8 × 20	0.085	0.17	795	660	10 × 16	0.090	0.18	825	685	
820	821	10 × 20	0.070	0.14	985	835	12.5 × 15	0.080	0.16	920	780	
1000	102	10 × 20	0.060	0.12	1060	915	12.5 × 15	0.065	0.13	1040	900	
1200	122	10 × 25	0.050	0.10	1260	1120	12.5 × 15	0.060	0.12	1060	930	
1500	152	10 × 31.5	0.045	0.090	1450	1300	16 × 15	0.050	0.10	1330	1190	
1800	182	12.5 × 20	0.039	0.078	1470	1320	16 × 15	0.044	0.088	1420	1270	
2200	222	12.5 × 25	0.034	0.068	1710	1530	18 × 15	0.039	0.078	1600	1440	
2700	272	12.5 × 31.5	0.030	0.060	1980	1780	16 × 20	0.035	0.070	1740	1560	
3300	332	12.5 × 35.5	0.026	0.052	2230	2000	16 × 20	0.031	0.062	1850	1660	
3900	392	12.5 × 40	0.024	0.048	2460	2210	18 × 20	0.028	0.056	2050	1840	
4700	472	16 × 31.5	0.023	0.046	2420	2170	18 × 25	0.026	0.052	2350	2110	
5600	562	16 × 35.5	0.021	0.042	2610	2340	18 × 25	0.024	0.048	2440	2190	
6800	682	16 × 35.5	0.020	0.040	2770	2490	18 × 31.5	0.022	0.044	2720	2440	
8200	822	16 × 40	0.019	0.038	3110	2790	18 × 35.5	0.021	0.042	3050	2740	
10000	103	18 × 40	0.017	0.034	3300	2970						

In case of low profile type, [6] will be put at 12th digit of type numbering system.



■ Dimensions

V(Code) Size Code		16 (1C)										
		—					6					
		Item Code	Case size φ D × L (mm)	Impedance (Ω) MAX.		Rated ripple (mArms)		Case size φ D × L (mm)	Impedance (Ω) MAX.		Rated ripple (mArms)	
20°C / 100kHz	-10°C / 100kHz			105°C / 100kHz to 200kHz	105°C / 120Hz	20°C / 100kHz	-10°C / 100kHz		105°C / 100kHz to 200kHz	105°C / 120Hz		
47	470	5 × 11	0.80	1.60	155	92						
56	560	5 × 11	0.65	1.30	175	105						
68	680	6.3 × 11	0.50	1.00	220	135						
82	820	6.3 × 11	0.42	0.84	240	155						
100	101	6.3 × 11	0.35	0.70	265	175						
120	121	6.3 × 11	0.29	0.58	290	195						
150	151	6.3 × 15	0.23	0.46	375	260						
180	181	6.3 × 15	0.20	0.40	405	285						
220	221	8 × 11.5	0.16	0.32	460	335						
270	271	8 × 15	0.14	0.28	550	410	10 × 12.5	0.14	0.28	635	470	
330	331	8 × 15	0.12	0.24	595	455	10 × 12.5	0.12	0.24	670	510	
390	391	8 × 20	0.10	0.20	730	570	10 × 16	0.10	0.20	730	570	
470	471	8 × 20	0.090	0.18	770	615	10 × 16	0.090	0.18	825	660	
560	561	10 × 20	0.075	0.15	950	775	12.5 × 15	0.080	0.16	920	750	
680	681	10 × 20	0.065	0.13	1060	880	12.5 × 15	0.070	0.14	985	820	
820	821	10 × 25	0.055	0.11	1260	1070	12.5 × 15	0.060	0.12	1060	900	
1000	102	10 × 31.5	0.047	0.094	1410	1220	16 × 15	0.055	0.11	1270	1100	
1200	122	12.5 × 20	0.041	0.082	1430	1250	16 × 15	0.046	0.092	1390	1220	
1500	152	12.5 × 25	0.036	0.072	1700	1530	18 × 15	0.041	0.082	1560	1400	
1800	182	12.5 × 31.5	0.032	0.064	1880	1690	16 × 20	0.037	0.074	1700	1530	
2200	222	12.5 × 31.5	0.028	0.056	2010	1800	16 × 20	0.033	0.066	1800	1620	
2700	272	12.5 × 35.5	0.025	0.050	2230	2000	16 × 25	0.030	0.060	2190	1970	
3300	332	12.5 × 40	0.023	0.046	2460	2210	18 × 20	0.027	0.054	2090	1880	
3900	392	16 × 31.5	0.022	0.044	2510	2250	18 × 25	0.025	0.050	2350	2110	
4700	472	16 × 35.5	0.020	0.040	2770	2490	18 × 31.5	0.023	0.046	2720	2440	
5600	562	16 × 40	0.019	0.038	3110	2790	18 × 35.5	0.022	0.044	2620	2350	
6800	682	18 × 35.5	0.018	0.036	3050	2740						
8200	822	18 × 40	0.017	0.034	3300	2970						

V(Code) Size Code		25 (1E)										
		—					6					
		Item Code	Case size φ D × L (mm)	Impedance (Ω) MAX.		Rated ripple (mArms)		Case size φ D × L (mm)	Impedance (Ω) MAX.		Rated ripple (mArms)	
20°C / 100kHz	-10°C / 100kHz			105°C / 100kHz to 200kHz	105°C / 120Hz	20°C / 100kHz	-10°C / 100kHz		105°C / 100kHz to 200kHz	105°C / 120Hz		
33	330	5 × 11	0.80	1.60	155	88						
39	390	5 × 11	0.65	1.30	175	100						
47	470	6.3 × 11	0.55	1.10	210	125						
56	560	6.3 × 11	0.44	0.88	235	140						
68	680	6.3 × 11	0.36	0.72	260	160						
82	820	6.3 × 11	0.30	0.60	285	180						
100	101	6.3 × 15	0.24	0.48	370	245						
120	121	6.3 × 15	0.20	0.40	405	275						
150	151	8 × 11.5	0.16	0.32	460	320						
180	181	8 × 15	0.14	0.28	550	390	10 × 12.5	0.15	0.30	635	450	
220	221	8 × 15	0.11	0.22	625	455	10 × 12.5	0.13	0.26	670	485	
270	271	8 × 20	0.095	0.19	750	560	10 × 16	0.11	0.22	700	525	
330	331	8 × 20	0.085	0.17	795	610	10 × 16	0.095	0.19	825	630	
390	391	10 × 20	0.070	0.14	985	770	12.5 × 15	0.080	0.16	920	720	
470	471	10 × 20	0.065	0.13	1060	845	12.5 × 15	0.070	0.14	985	785	
560	561	10 × 25	0.055	0.11	1260	1030	12.5 × 15	0.060	0.12	1060	860	
680	681	10 × 31.5	0.046	0.092	1420	1180	16 × 15	0.055	0.11	1270	1050	
820	821	12.5 × 20	0.041	0.082	1440	1220	16 × 15	0.049	0.098	1340	1140	
1000	102	12.5 × 25	0.036	0.072	1700	1470	18 × 15	0.043	0.086	1520	1310	
1200	122	12.5 × 25	0.032	0.064	1760	1550	18 × 15	0.039	0.078	1600	1400	
1500	152	12.5 × 31.5	0.029	0.058	1980	1780	16 × 20	0.034	0.068	1770	1590	
1800	182	12.5 × 35.5	0.026	0.052	2230	2000	16 × 25	0.031	0.062	2190	1970	
2200	222	12.5 × 40	0.024	0.048	2460	2210	18 × 20	0.028	0.056	2050	1840	
2700	272	16 × 31.5	0.022	0.044	2510	2250	18 × 25	0.025	0.050	2350	2110	
3300	332	16 × 35.5	0.020	0.040	2770	2490	18 × 31.5	0.023	0.046	2720	2440	
3900	392	16 × 40	0.019	0.038	3110	2790	18 × 35.5	0.021	0.042	3050	2740	
4700	472	18 × 40	0.018	0.036	3300	2970						

In case of low profile type, [6] will be put at 12th digit of type numbering system.



■ Dimensions

Cap. (μF)	V(Code) Size code	Item Code	63 (1J)									
			—				6					
			Case size φ D × L (mm)	Impedance (Ω) MAX.		Rated ripple (mArms)		Case size φ D × L (mm)	Impedance (Ω) MAX.		Rated ripple (mArms)	
				20°C / 100kHz	-10°C / 100kHz	105°C / 10kHz to 200kHz	105°C / 120Hz		20°C / 100kHz	-10°C / 100kHz	105°C / 10kHz to 200kHz	105°C / 120Hz
10	100	5 × 11	1.06	2.12	135	67						
12	120	5 × 11	0.93	1.86	145	72						
15	150	6.3 × 11	0.73	1.46	185	92						
18	180	6.3 × 11	0.63	1.26	195	100						
22	220	6.3 × 11	0.52	1.04	215	110						
27	270	6.3 × 11	0.43	0.86	240	130						
33	330	6.3 × 15	0.35	0.70	305	170						
39	390	6.3 × 15	0.30	0.60	330	190						
47	470	8 × 11.5	0.25	0.50	365	215						
56	560	8 × 15	0.21	0.42	450	275	10 × 12.5	0.23	0.46	450	275	
68	680	8 × 15	0.17	0.34	500	315	10 × 12.5	0.19	0.38	495	310	
82	820	8 × 20	0.15	0.30	600	385	10 × 16	0.16	0.32	580	375	
100	101	10 × 20	0.12	0.24	750	495	12.5 × 15	0.14	0.28	695	460	
120	121	10 × 20	0.10	0.20	820	555	12.5 × 15	0.12	0.24	750	510	
150	151	10 × 25	0.090	0.18	950	665	12.5 × 15	0.095	0.19	845	590	
180	181	10 × 31.5	0.075	0.15	1110	790	16 × 15	0.080	0.16	1050	750	
220	221	12.5 × 20	0.065	0.13	1140	835	16 × 15	0.070	0.14	1120	820	
270	271	12.5 × 25	0.055	0.11	1340	1000	18 × 15	0.060	0.12	1290	965	
330	331	12.5 × 25	0.049	0.098	1420	1090	18 × 15	0.050	0.10	1410	1080	
390	391	12.5 × 31.5	0.043	0.086	1620	1260	16 × 20	0.047	0.094	1500	1170	
470	471	12.5 × 35.5	0.039	0.078	1780	1420	16 × 25	0.042	0.084	1700	1360	
560	561	12.5 × 40	0.035	0.070	1950	1590	18 × 20	0.039	0.78	1730	1410	
680	681	16 × 31.5	0.032	0.064	2050	1700	18 × 25	0.035	0.070	1940	1610	
820	821	16 × 35.5	0.029	0.058	2220	1890	18 × 31.5	0.032	0.064	2110	1790	
1000	102	16 × 40	0.027	0.054	2370	2050	18 × 35.5	0.029	0.058	2280	1970	
1200	122	18 × 40	0.025	0.050	2510	2210						

Cap. (μF)	V(Code) Size code	Item Code	80 (1K)									
			—				6					
			Case size φ D × L (mm)	Impedance (Ω) MAX.		Rated ripple (mArms)		Case size φ D × L (mm)	Impedance (Ω) MAX.		Rated ripple (mArms)	
				20°C / 100kHz	-10°C / 100kHz	105°C / 10kHz to 200kHz	105°C / 120Hz		20°C / 100kHz	-10°C / 100kHz	105°C / 10kHz to 200kHz	105°C / 120Hz
4.7	4R7	5 × 11	4.20	11.00	53	26						
6.8	6R8	5 × 11	2.60	7.00	68	34						
10	100	6.3 × 11	1.70	4.60	87	43						
12	120	6.3 × 11	1.40	3.80	96	48						
15	150	6.3 × 11	1.20	3.20	104	52						
18	180	6.3 × 11	1.00	2.70	150	78						
22	220	6.3 × 15	0.77	2.10	180	95						
27	270	6.3 × 15	0.63	1.70	220	115						
33	330	8 × 11.5	0.53	1.40	275	150						
39	390	8 × 15	0.46	1.20	300	170	10 × 12.5	0.49	1.30	380	215	
47	470	8 × 15	0.39	1.10	360	215	10 × 12.5	0.42	1.10	410	245	
56	560	8 × 20	0.34	0.92	490	295	10 × 16	0.36	0.97	500	305	
68	680	10 × 20	0.28	0.76	570	355	12.5 × 15	0.31	0.84	520	325	
82	820	10 × 20	0.25	0.68	620	395	12.5 × 15	0.27	0.73	560	355	
100	101	10 × 25	0.21	0.57	795	525	12.5 × 15	0.23	0.62	605	400	
120	121	10 × 31.5	0.18	0.49	870	585	16 × 15	0.20	0.54	663	445	
150	151	10 × 31.5	0.15	0.41	955	665	16 × 15	0.18	0.47	699	470	
180	181	12.5 × 25	0.13	0.35	1040	735	16 × 15	0.15	0.41	766	545	
220	221	12.5 × 31.5	0.12	0.32	1160	845	18 × 15	0.13	0.35	881	645	
270	271	12.5 × 31.5	0.10	0.27	1270	945	16 × 20	0.11	0.30	1240	920	
330	331	12.5 × 35.5	0.088	0.24	1450	1100	16 × 25	0.099	0.27	1440	1100	
390	391	12.5 × 40	0.078	0.21	1610	1250	18 × 20	0.089	0.24	1450	1120	
470	471	16 × 31.5	0.069	0.19	1790	1430	18 × 25	0.080	0.22	1650	1320	
560	561	16 × 35.5	0.062	0.17	2000	1640	18 × 31.5	0.072	0.19	1750	1430	
680	681	16 × 40	0.055	0.15	2200	1830	18 × 31.5	0.065	0.18	1850	1540	
820	821	18 × 35.5	0.049	0.13	2250	1910						
1000	102	18 × 40	0.044	0.12	2370	2050						

In case of low profile type, ⑥ will be put at 12th digit of type numbering system.



■ Dimensions

Cap.(μF)	V(Code) Size code Code	Item	100 (2A)										
			Case size φD × L (mm)	—				6					
				Impedance (Ω) MAX.		Rated ripple (mA rms)		Case size φD × L (mm)	Impedance (Ω) MAX.		Rated ripple (mA rms)		
				20°C / 100kHz	-10°C / 100kHz	105°C / 10kHz to 200kHz	105°C / 120Hz		20°C / 100kHz	-10°C / 100kHz	105°C / 10kHz to 200kHz	105°C / 120Hz	
2.2	2R2	5 × 11	6.60	18.0	43	21							
3.3	3R3	5 × 11	4.10	11.0	54	27							
4.7	4R7	6.3 × 11	2.80	7.60	68	34							
6.8	6R8	6.3 × 11	1.90	5.10	83	41							
10	100	6.3 × 11	1.20	3.20	104	52							
12	120	6.3 × 11	1.00	2.70	150	75							
15	150	6.3 × 15	0.81	2.20	180	90							
18	180	6.3 × 15	0.67	1.80	220	110							
22	220	8 × 11.5	0.55	1.50	275	145							
27	270	8 × 15	0.47	1.30	300	160	10 × 12.5	0.50	1.40		380	205	
33	330	8 × 15	0.38	1.00	360	200	10 × 12.5	0.42	1.10		410	230	
39	390	8 × 20	0.33	0.89	490	280	10 × 16	0.36	0.97		500	285	
47	470	10 × 20	0.28	0.76	570	340	12.5 × 15	0.31	0.84		520	310	
56	560	10 × 20	0.24	0.65	620	375	12.5 × 15	0.27	0.73		560	340	
68	680	10 × 25	0.21	0.57	795	500	12.5 × 15	0.23	0.62		605	380	
82	820	10 × 31.5	0.18	0.49	870	555	16 × 15	0.19	0.51		681	435	
100	101	10 × 31.5	0.15	0.41	955	635	16 × 15	0.17	0.46		719	475	
120	121	12.5 × 25	0.13	0.35	1040	700	16 × 15	0.14	0.38		793	535	
150	151	12.5 × 25	0.11	0.30	1120	780	18 × 15	0.12	0.32		917	640	
180	181	12.5 × 31.5	0.098	0.26	1270	900	16 × 20	0.11	0.30		1240	880	
220	221	12.5 × 35.5	0.087	0.23	1450	1050	16 × 25	0.093	0.25		1440	1050	
270	271	12.5 × 40	0.072	0.19	1610	1200	18 × 20	0.080	0.22		1450	1080	
330	331	16 × 31.5	0.062	0.17	1790	1370	18 × 25	0.070	0.19		1650	1260	
390	391	16 × 35.5	0.053	0.14	2000	1550	18 × 31.5	0.062	0.17		1850	1430	
470	471	16 × 40	0.047	0.13	2200	1760	18 × 35.5	0.056	0.15		1970	1570	
560	561	18 × 35.5	0.041	0.11	2250	1840							
680	681	18 × 40	0.036	0.097	2300	1910							

In case of low profile type, [6] will be put at 12th digit of type numbering system.

Cap.(μF)	V(Code) Code	160		200		250		315		350		400		450	
		2C		2D		2E		2F		2V		2G		2W	
1	010	8 × 11.5	19	8 × 11.5	19	8 × 11.5	19	8 × 11.5	19	10 × 12.5	21	10 × 12.5	17	10 × 16	17
2.2	2R2	8 × 11.5	30	8 × 11.5	30	10 × 12.5	32	10 × 12.5	32	10 × 16	34	10 × 16	28	10 × 20	28
3.3	3R3	10 × 12.5	50	10 × 12.5	50	10 × 16	52	10 × 16	52	10 × 20	54	10 × 20	47	12.5 × 20	48
4.7	4R7	10 × 12.5	57	10 × 16	60	10 × 16	60	10 × 20	65	10 × 20	65	12.5 × 20	55	12.5 × 25	55
10	100	10 × 16	90	10 × 20	95	12.5 × 20	98	12.5 × 20	98	12.5 × 25	100	12.5 × 25	85	16 × 25	90
22	220	12.5 × 20	140	12.5 × 25	145	16 × 25	150	16 × 25	150	16 × 25	150	16 × 31.5	130	16 × 35.5	135
33	330	12.5 × 25	175	16 × 25	180	16 × 25	180	16 × 31.5	185	16 × 35.5	190	18 × 35.5	170	18 × 40	170
47	470	16 × 25	220	16 × 25	220	16 × 31.5	225	18 × 35.5	235	18 × 40	240				
100	101	16 × 35.5	330	18 × 40	345	18 × 40	345							Case size φD × L (mm)	※1

※1 Rated ripple current (mA rms) at 105°C 120Hz

Mouser Electronics

Authorized Distributor

Click to View Pricing, Inventory, Delivery & Lifecycle Information:

Nichicon:

[UPM0J103MHD](#) [UPM0J103MHD6](#) [UPM0J121MDD](#) [UPM0J182MPD](#) [UPM0J221MED](#) [UPM0J222MHD6](#)
[UPM0J222MHD6AA](#) [UPM0J101MDD](#) [UPM0J102MHD6](#) [UPM0J102MPD](#) [UPM0J151MED](#) [UPM0J152MHD6](#)
[UPM0J152MPD](#) [UPM0J122MHD6](#) [UPM0J122MPD](#) [UPM0J122MPD1TD](#) [UPM0J123MHD](#) [UPM0J222MPD](#)
[UPM0J271MED](#) [UPM0J272MHD](#) [UPM0J272MHD1AA](#) [UPM0J392MHD](#) [UPM0J392MHD6](#) [UPM0J471MPD](#)
[UPM0J471MPD6](#) [UPM0J682MHD](#) [UPM0J682MHD6](#) [UPM0J682MHD6AA](#) [UPM0J821MPD](#) [UPM0J821MPD6](#)
[UPM1A122MPD](#) [UPM1A151MED](#) [UPM1A152MHD6](#) [UPM1A331MPD](#) [UPM1A332MHD](#) [UPM0J153MHD](#)
[UPM0J181MED](#) [UPM0J182MHD6](#) [UPM0J332MHD](#) [UPM0J332MHD6](#) [UPM0J391MPD](#) [UPM0J681MPD](#)
[UPM0J681MPD6](#) [UPM0J681MPD6TD](#) [UPM1A121MED](#) [UPM1A122MHD6](#) [UPM1A122MHD6TO](#) [UPM0J272MHD6](#)
[UPM0J331MED](#) [UPM0J561MPD6](#) [UPM0J562MHD](#) [UPM0J562MHD6](#) [UPM1A101MED1TD](#) [UPM1A102MHD6](#)
[UPM1A102MHD6TO](#) [UPM1A102MPD](#) [UPM1A102MPD1TD](#) [UPM1A103MHD](#) [UPM1A221MED](#) [UPM1A222MHD](#)
[UPM1A222MHD1CV](#) [UPM1A222MHD1TO](#) [UPM1A222MHD6](#) [UPM0J472MHD](#) [UPM0J472MHD6](#) [UPM0J561MPD](#)
[UPM0J822MHD](#) [UPM0J822MHD6](#) [UPM1A101MED](#) [UPM1A152MPD](#) [UPM1A181MED](#) [UPM1A182MHD](#)
[UPM1A182MHD6](#) [UPM1A332MHD6](#) [UPM1A332MHD6TN](#) [UPM1A391MPD](#) [UPM1A391MPD6](#) [UPM1A561MPD](#)
[UPM1A561MPD6](#) [UPM1A562MHD](#) [UPM1A562MHD6](#) [UPM1A822MHD](#) [UPM1A822MHD6](#) [UPM1C101MED](#)
[UPM1C101MED1TA](#) [UPM1C101MED1TD](#) [UPM1C182MHD](#) [UPM1C182MHD6](#) [UPM1C221MPD](#) [UPM1C332MHD](#)
[UPM1C332MHD1AA](#) [UPM1C332MHD6](#) [UPM1C391MPD](#) [UPM1C391MPD6](#) [UPM1A271MED](#) [UPM1A271MED1TD](#)
[UPM1A272MHD](#) [UPM1A272MHD6](#) [UPM1A471MPD6](#) [UPM1A472MHD](#)