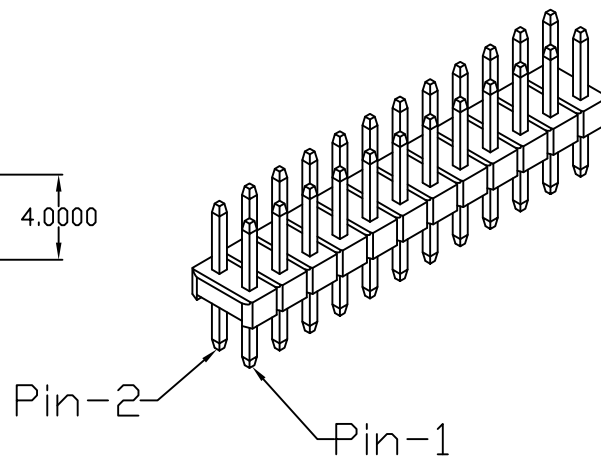
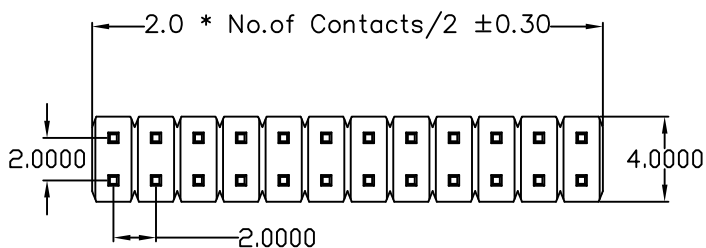


MATERIAL // ELECTRICAL SPECIFICATIONS

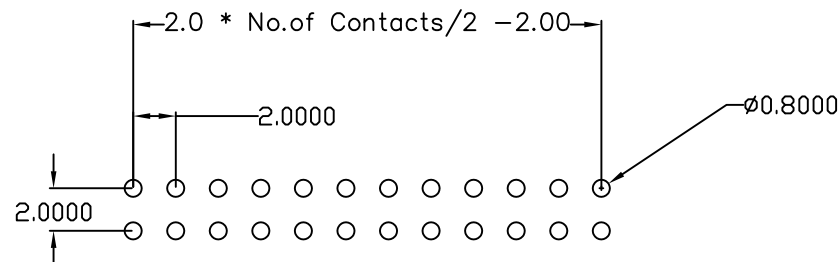
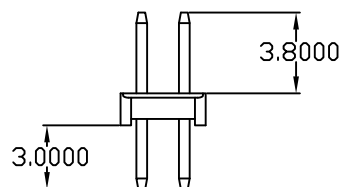
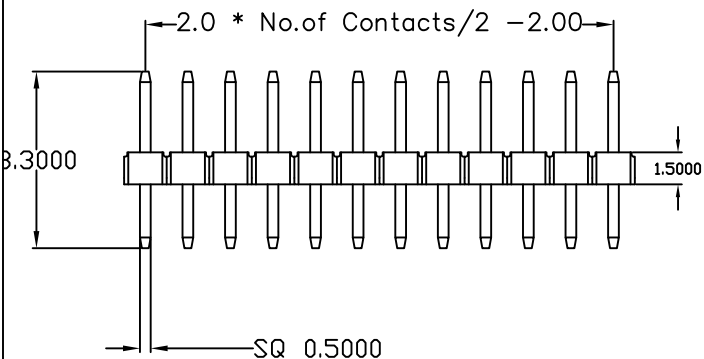
CURRENT RATING: 2A
 VOLTAGE RATING: 250VAC (r.m.s.)
 INSULATOR RESISTANCE: 5000 MOhms MIN
 CONTACT RESISTANCE: 20 mOhms MAX
 OPERATING TEMPERATURE: -40°C TO 105°C
 PROCESS TEMP: 260°C MAX
 CONTACT MATERIAL: COPPER ALLOY
 INSULATOR MATERIAL: PA6T // UL94V-0 // BLACK



2664YY01RP2

SERIES _____
 POSITIONS _____
 02-72 = DUAL - INCREMENTS OF 2
 TYPE _____
 01 = STRAIGHT
 PLATING _____
 P2= GOLD FLASH ENTIRE CONTACT

Recommended P.C. Board
 Hole Layout



RoHS COMPLIANT

UNITS = mm

DO NOT SCALE FROM DRAWING



THESE DRAWINGS AND SPECIFICATIONS ARE THE PROPERTY OF NorComp AND SHALL NOT BE REPRODUCED, COPIED OR USED AS THE BASIS FOR THE MANUFACTURE OR SALE OF APPARATUS WITHOUT WRITTEN PERMISSION.

DRAWN:
P. JENKINS
 DATE:
 01/27/2006

TOLERANCE
 .X ±0.3
 .XX ±0.20
 .XXX ±0.100

NorComp

SCALE: NTS	SHEET 1	OF 1	REV 3
DWG NO.		2664YY01RP2	