

Contents	Page
Hoods/Housings, metal Han® 3 A.....	<b>Han 31.4</b>
Hoods/Housings, thermoplastic Han® 3 A.....	<b>Han 31.11</b>
Standard hoods/housings Han® 10 ... 32 A.....	<b>Han 31.17</b>
Standard hoods/housings Han® B.....	<b>Han 31.28</b>
Han® Easy Hood hoods/housings .....	<b>Han 31.80</b>
Han-Drive® hoods/housings .....	<b>Han 31.84</b>
Han® 3 M hoods/housings.....	<b>Han 31.87</b>
Han® M hoods/housings.....	<b>Han 31.92</b>
Han® 3 EMC hoods/housings.....	<b>Han 31.107</b>
Han® EMC hoods/housings.....	<b>Han 31.112</b>
Han® EMC/B hoods/housings .....	<b>Han 31.119</b>
Han® 3 HPR hoods/housings .....	<b>Han 31.134</b>
Han® HPR hoods/housings .....	<b>Han 31.149</b>
Han-INOX® hoods/housings.....	<b>Han 31.172</b>

## Han® 3 A Standard Hoods/Housings

### Metal hoods/housings for industrial applications

Material	zinc die-cast
Colour	RAL 7037 (grey)
Surface	powder-coated
Locking element	steel, zinc-plated
Lever type	lever, metal
Hoods/Housings seal	NBR
Limiting temperatures	-40 °C ... +125 °C
Approval acc. to UL 50	NEMA Type 12
Flammability acc. to UL 94	V 0
Degree of protection acc. to DIN EN 60 529 for coupled connector	IP44 IP67 is achieved with seal screw 09 20 000 9918

## Han-Drive® Housings for motor applications

Material	aluminium die-cast
Colour	non coloured / RAL 7037 (grey)
Surface	electrical conductive / powder-coated / unpainted
Locking element	stainless steel
Lever type	Han-Easy Lock®
Hoods/Housings seal	NBR
Limiting temperatures	-40 °C ... +125 °C
Approval acc. to UL 50	NEMA Type 4/4X/12
Degree of protection acc. to DIN EN 60 529 for coupled connector	IP65

## Han® 3 A Hoods/Housings

### Plastic hoods/housings for industrial applications

Material	polycarbonate
Colour	RAL 7032 (light grey) / RAL 9005 (black)
Locking element	polyamide
Lever type	lever, plastic
Hoods/Housings seal	NBR
Limiting temperatures	-40 °C ... +125 °C
Approval acc. to UL 50	NEMA Type 4/4X/12
Flammability acc. to UL 94	V 0
Degree of protection acc. to DIN EN 60 529 for coupled connector	IP44 IP67 is achieved with seal screw 09 20 000 9918

## Han® 3 M Hoods/Housings

### Hoods/Housings for higher environmental requirements

Material	zinc die-cast
Colour	RAL 9005 (black)
Surface	- Top coat epoxy powder paint
Locking element	stainless steel
Lever type	lever, metal
Hoods/Housings seal	FPM
Limiting temperatures	-40 °C ... +125 °C
Corrosion resistance	ASTM B117-09 (500 h)
Degree of protection acc. to DIN EN 60 529 for coupled connector	IP44 IP67 is achieved with seal screw 09 20 000 9918

## Han® Standard Hoods/Housings

### Metal hoods/housings for industrial applications

Material	aluminium die-cast
Colour	RAL 7037 (grey)
Surface	powder-coated
Locking element	stainless steel
Lever type	Han-Easy Lock®
Hoods/Housings seal	NBR
Limiting temperatures	-40 °C ... +125 °C
Approval acc. to UL 50	NEMA Type 4/4X/12
Degree of protection acc. to DIN EN 60 529 for coupled connector	IP65

## Han® M Hoods/Housings

### Hoods/Housings for higher environmental requirements

Material	aluminium die-cast
Colour	RAL 9005 (black)
Surface	- Top coat epoxy powder paint
Locking element	stainless steel
Lever type	lever, metal
Hoods/Housings seal	FPM
Limiting temperatures	-40 °C ... +125 °C
Approval acc. to UL 50	NEMA Type 4/4X/12
Corrosion resistance	ASTM B117-09 (500 h)
Degree of protection acc. to DIN EN 60 529 for coupled connector	IP65

## Han® 3 EMC Hoods/Housings Hoods/Housings for higher EMC requirements

Material	zinc die-cast
Colour	non coloured
Surface	electrical conductive
Locking element	steel, zinc-plated
Lever type	lever, metal
Hoods/Housings seal	NBR
Limiting temperatures	-40 °C ... +125 °C
Approval acc. to UL 50	NEMA Type 12
Degree of protection acc. to DIN EN 60 529	
for coupled connector	IP44 IP67 is achieved with seal screw 09 20 000 9918

## Han-INOX® Hoods/Housings for higher corrosion requirements

Material	stainless steel
Colour	non coloured
Surface	electrical conductive
Locking element	stainless steel
Lever type	lever, metal
Hoods/Housings seal	NBR
Limiting temperatures	-40 °C ... +125 °C
Approval acc. to UL 50	NEMA Type 4/4X/12
Degree of protection acc. to DIN EN 60 529	
for coupled connector	IP65 IP44 IP67 is achieved with seal screw 09 20 000 9918
- Size Han® 3 A	

## Han® EMC Hoods/Housings Hoods/Housings for higher EMC requirements

Material	aluminium die-cast
Colour	non coloured
Surface	electrical conductive
Locking element	
- Screw locking	M5
- Material	stainless steel
- Tightening torque	3 Nm
Hoods/Housings seal	NBR
Limiting temperatures	-40 °C ... +125 °C
Approval acc. to UL 50	NEMA Type 4/4X/12
Degree of protection acc. to DIN EN 60 529	
for coupled connector	IP65

## Han® 3 HPR Hoods/Housings Hoods/Housings for harsh environmental requirements

Material	zinc die-cast
Colour	RAL 9005 (black)
Surface	
- Top coat	epoxy powder paint / chromated
Locking element	
- Screw locking	M4
- Material	stainless steel
- Tightening torque	2 Nm
Hoods/Housings seal	NBR
Limiting temperatures	-40 °C ... +125 °C
Corrosion resistance	ASTM B117-09 (500 h)
Degree of protection acc. to DIN EN 60 529	
for coupled connector	IP65 / IP68 / IP69K

### Attention

If inserts of the series Han® Q and Han A® are used, the seal on the insert must be removed. The sealed screw of the insulation body must be replaced by the sealed screw of the hood.

For angled bulkhead or surface mounted housings with through holes in the mounting flange the user must make sure, that the fixing screws seal to the inner part of the housing.

## Han® EMC/B Hoods/Housings Hoods/Housings for higher EMC requirements

Material	
- Hoods/Housings	aluminium die-cast
- shielded frames	zinc die-cast alloy
Colour	non coloured
Surface	
- Hoods/Housings	electrical conductive
- shielded frames	electrical conductive
Locking element	stainless steel
Lever type	Han-Easy Lock®
Hoods/Housings seal	NBR
Limiting temperatures	-40 °C ... +125 °C
Approval acc. to UL 50	NEMA Type 4/4X/12
Degree of protection acc. to DIN EN 60 529	
for coupled connector	IP65

## Han® HPR Hoods/Housings Hoods/Housings for harsh environmental requirements

Material	aluminium die-cast, corrosion resistant
Colour	RAL 9005 (black)
Surface	
- Top coat	epoxy powder paint
Locking element	
- Screw locking	M6
- Material	stainless steel
- Tightening torque	4 Nm
- Toggle locking	
- Material	stainless steel
Hoods/Housings seal	NBR
Limiting temperatures	-40 °C ... +125 °C
Approval acc. to UL 50	NEMA Type 4/4X/12
Corrosion resistance	ASTM B117-09 (500 h)
Degree of protection acc. to DIN EN 60 529	
for coupled connector	IP65 / IP68 / IP69K

## Features

- Standard Hoods/housings for industrial applications
- Slim, space saving construction type

## Technical characteristics

Limiting temperature	-40 ... +125 °C
Degree of protection acc. to IEC 60529	IP44, IP65 / IP67, with seal screw 09 20 000 9918
Type rating acc. to UL 50 / UL 50E	12
Material (hood/housing)	Zinc die-cast
Surface (hood/housing)	Powder-coated
Colour (hood/housing)	RAL 7037 (dust grey)
Material (seal)	NBR
Material (locking)	Steel
Surface (locking)	Zinc plated
RoHS	compliant with exemption, compliant
RoHS exemptions	<b>6c:</b> Copper alloy containing up to 4 % lead by weight, <b>6a:</b> Lead as an alloying element in steel for machining purposes and in galvanised steel containing up to 0.35 % lead by weight



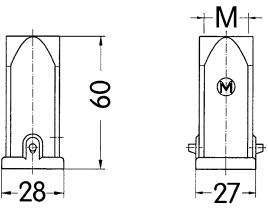

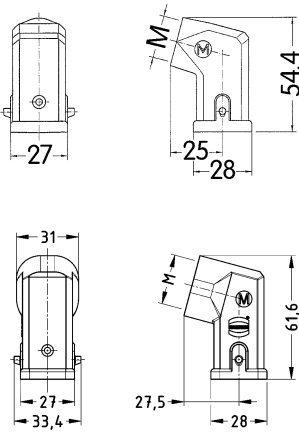

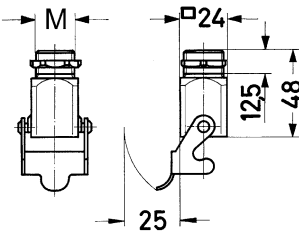
## Specifications and approvals

DNV GL


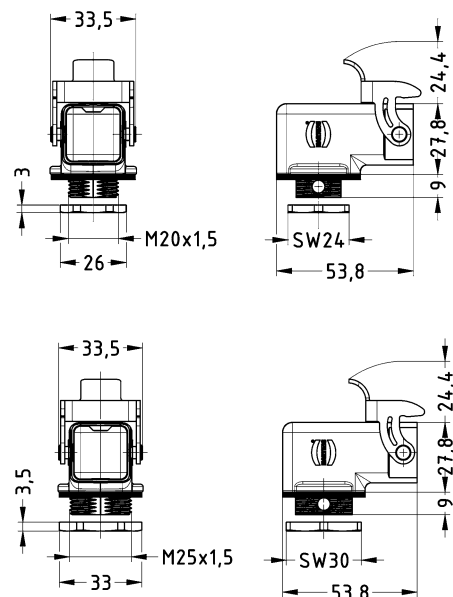

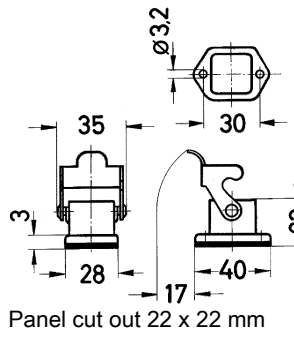

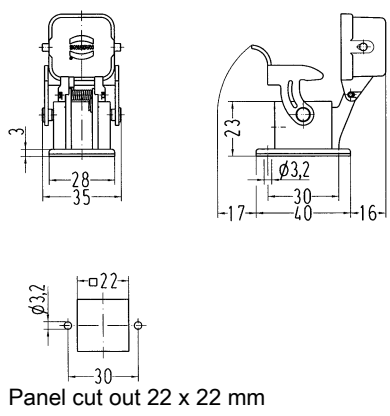




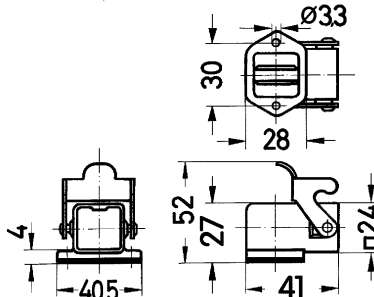

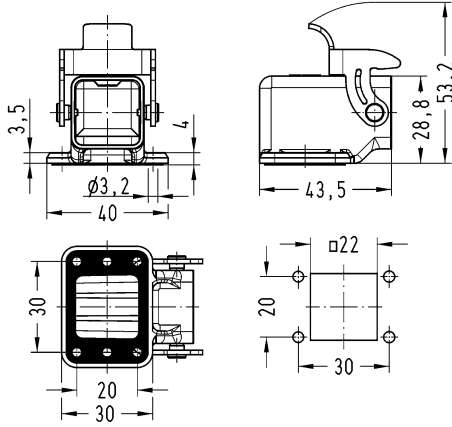

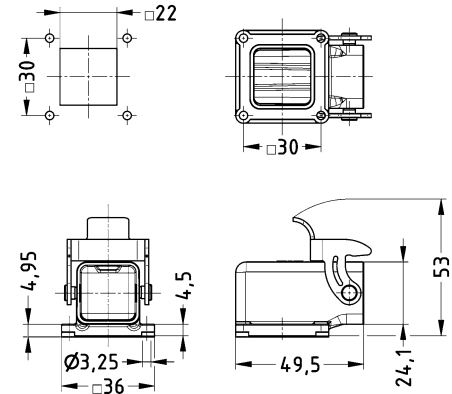
Standard Hoods/housings for industrial applications  
Single locking lever


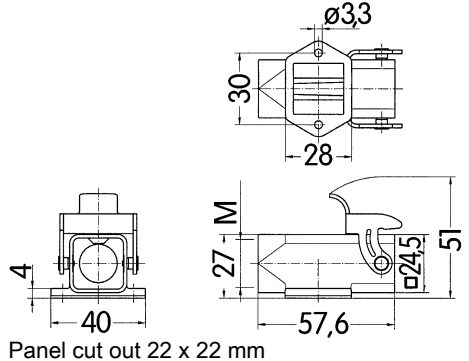


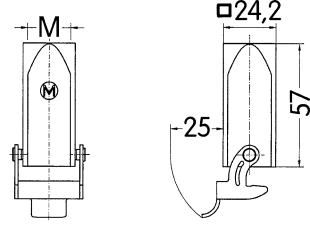

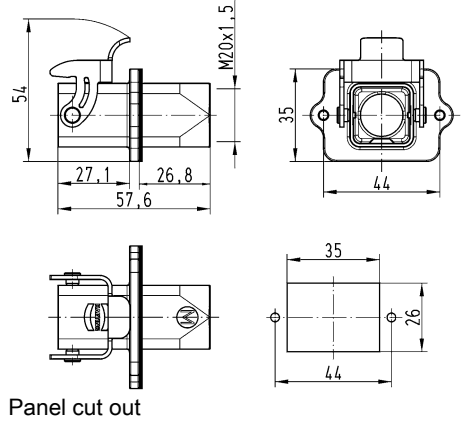
Housings


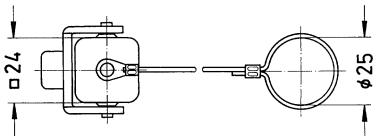

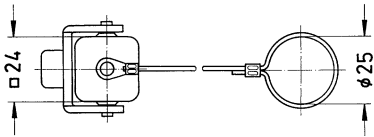

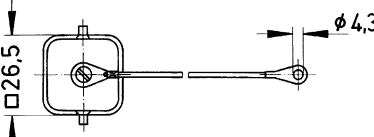

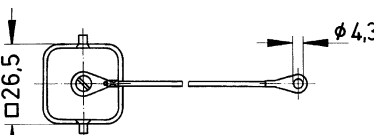
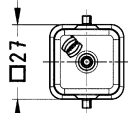
Identification	Cable entry	Cable diameter (mm)	Part number	Drawing (dimensions in mm)
Han A®, Hoods, With integrated cable gland, Top entry  	1x Integrated 1x Integrated	6 ... 12 11 ... 17	19 20 003 1421 19 20 003 1422	
Han A®, Hoods, Top entry  	1x M20 1x M25		19 20 003 1440 19 20 003 1445	
Han A®, Hoods, Side entry  	1x M20 1x M25		19 20 003 1640 19 20 003 1645	
Han A®, Screw mounted housings  	1x M20		19 20 003 1150	

Housings

Identification	Cable entry	Cable diameter (mm)	Part number	Drawing (dimensions in mm)
Han A®, Screw mounted housings, Angled 	1x M20 1x M25		19 20 003 1160 19 20 003 1165	
Han A®, Bulkhead mounted housings, Straight 			09 20 003 0301	 <p>Panel cut out 22 x 22 mm</p>
Han A®, Bulkhead mounted housings, Straight, With metal cover 			09 20 003 0305	 <p>Panel cut out 22 x 22 mm</p>
for male inserts				

Identification	Cable entry	Cable diameter (mm)	Part number	Drawing (dimensions in mm)
<p>Han A®, Bulkhead mounted housings, Straight, With metal cover, With seal</p> 			09 20 003 0306	
<p>for female inserts</p> <p>Han A®, Bulkhead mounted housings, Angled</p> 			09 20 003 0801	 <p>Panel cut out 22 x 22 mm</p>
<p>Han A®, Bulkhead mounted housings, Angled, 4 fixing screws</p> 			09 20 003 0810	
<p>Han A®, Bulkhead mounted housings, Angled, 4 fixing screws, Square mounting flange</p> 			09 20 003 0811	

Identification	Cable entry	Cable diameter (mm)	Part number	Drawing (dimensions in mm)
Han A®, Surface mounted housing, Open bottom, Top entry 	1x M20		19 20 003 1250	
Han A®, Surface mounted housing, Bottom closed, Top entry 	1x M20		19 20 003 1252	
Han A®, Cable to cable housing, Top entry 	1x M20 1x M25		19 20 003 1750 19 20 003 1755	
Han A®, Panel feed through housing, Top entry 	1x M20		19 20 003 1120	

Identification	Cable entry	Cable diameter (mm)	Part number	Drawing (dimensions in mm)
<p>Han A®, Protection cover, for hoods, Metal, With fixing cord, With seal</p>  <p>for mounted female insert</p>			09 20 003 5421	
<p>Han A®, Protection cover, for hoods, Metal, With fixing cord</p>  <p>for mounted male insert</p>			09 20 003 5422	
<p>Han A®, Protection cover, for bulkhead mounted housings, for surface mounted housings, Metal, With fixing cord, With seal</p>  <p>for mounted female insert or for mounted Han-Brid® insert</p>			09 20 003 5425	
<p>Han A®, Protection cover, for bulkhead mounted housings, for surface mounted housings, Metal, With fixing cord</p>  <p>for mounted male insert</p>			09 20 003 5426	
<p>Han A®, Protection cover, for bulkhead mounted housings, for surface mounted housings, Metal, With seal for mounted female insert or for mounted Han-Brid® insert</p>			09 20 003 5432	

Identification	Cable entry	Cable diameter (mm)	Part number	Drawing (dimensions in mm)
----------------	-------------	---------------------	-------------	----------------------------

Han A®,  
Protection cover,  
for cable to cable housing,  
Metal,  
With fixing cord,  
With seal

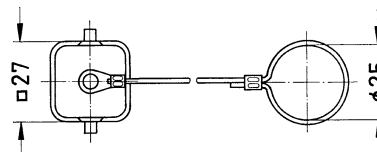


for mounted female insert or for  
mounted Han-Brid® insert

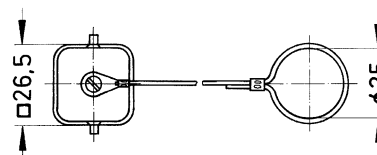
Han A®,  
Protection cover,  
for cable to cable housing,  
Metal,  
With fixing cord



09 20 003 5427



09 20 003 5428



## Features

- Hoods/housings for industrial applications
- Slim, space saving construction type

## Technical characteristics

Limiting temperature	-40 ... +125 °C
Degree of protection acc. to IEC 60529	IP44, IP67, with seal screw 09 20 000 9918
Type rating acc. to UL 50 / UL 50E	4, 4X, 12
Material (hood/housing)	Polycarbonate
Colour (hood/housing)	RAL 7032 (pebble grey), RAL 9005 (jet black)
Material (seal)	NBR
Material (locking)	Polyamide
Colour (locking)	RAL 7032 (pebble grey), RAL 9005 (jet black)
Material flammability class acc. to UL 94	V-0
Material flammability class acc. to UL 94 (locking levers)	V-0
RoHS	compliant

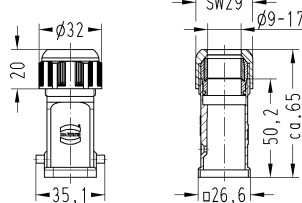
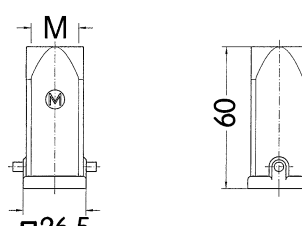
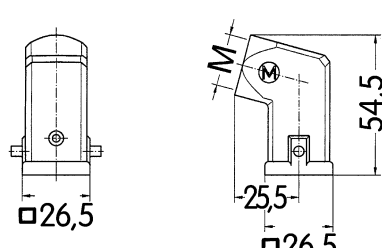
## Specifications and approvals

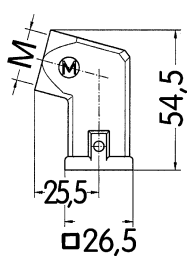
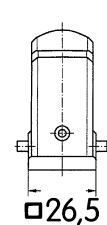
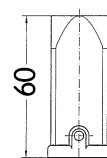
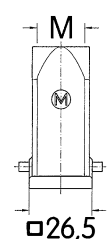
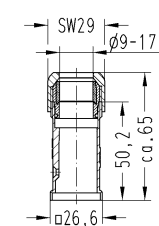
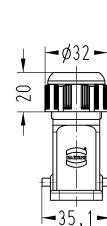
UL 1977 ECBT2.E235076  
 CSA-C22.2 No. 182.3 ECBT8.E235076  
 DNV GL

Housings


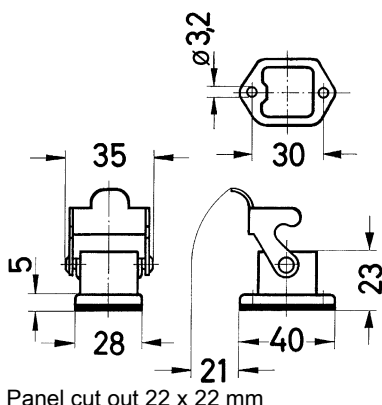

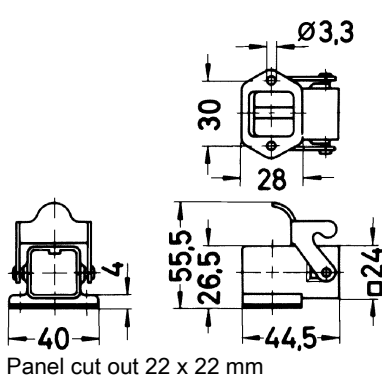

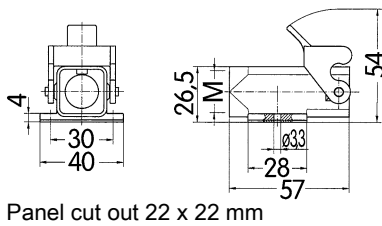
Standard Hoods/housings for industrial applications  
Single locking lever

Housings


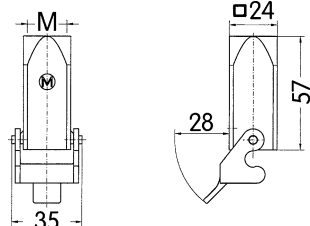

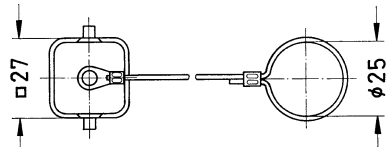

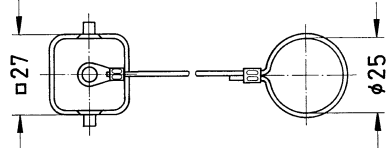

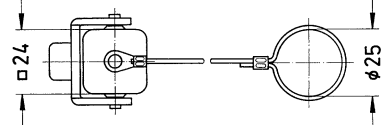

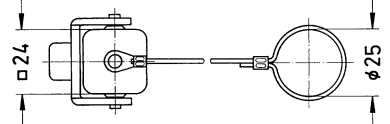
Identification	Cable entry	Cable diameter (mm)	Part number	Drawing (dimensions in mm)
Han A®, Hoods, With integrated cable gland, Top entry, Grey	1x Integrated 1x Integrated	7 ... 12 9 ... 17	19 20 003 0415 19 20 003 0410	
Han A®, Hoods, Top entry, Grey	1x M20 1x M25		19 20 003 0420 19 20 003 0430	
Han A®, Hoods, Top entry, Black	1x M20 1x M25		19 20 003 0427 19 20 003 0437	
Han A®, Hoods, Side entry, Grey	1x M20		19 20 003 0620	
Han A®, Hoods, Side entry, Black	1x M20		19 20 003 0627	


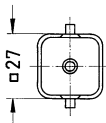


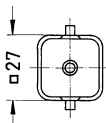

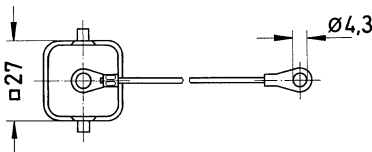






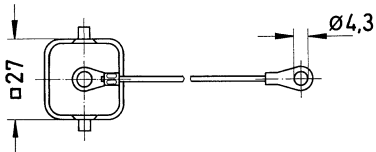

Identification	Cable entry	Cable diameter (mm)	Part number	Drawing (dimensions in mm)
Han A®, Bulkhead mounted housings, Straight, Grey 			09 20 003 0320	
Han A®, Bulkhead mounted housings, Straight, Black			09 20 003 0327	
Han A®, Bulkhead mounted housings, Angled, Grey 			09 20 003 0820	
Han A®, Bulkhead mounted housings, Angled, Black			09 20 003 0827	
Han A®, Surface mounted housing, Top entry, Grey 	1x M20		19 20 003 0220	
Han A®, Surface mounted housing, Top entry, Black	1x M20		19 20 003 0227	

Housings

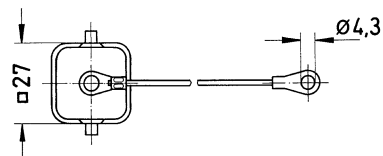
Identification	Cable entry	Cable diameter (mm)	Part number	Drawing (dimensions in mm)
Han A®, Cable to cable housing, Top entry, Grey  	1x M20		19 20 003 0720	
Han A®, Cable to cable housing, Top entry, Black	1x M20		19 20 003 0727	
Han A®, Protection cover, for cable to cable housing, Thermoplastic, With seal, With fixing cord, Grey   for mounted female insert			09 20 003 5447	
Han A®, Protection cover, for cable to cable housing, Thermoplastic, With fixing cord, Grey   for mounted male insert			09 20 003 5448	
Han A®, Protection cover, for hoods, Thermoplastic, With fixing cord, With seal, Grey   for mounted female insert or for mounted Han-Brid® insert			09 20 003 5441	
Han A®, Protection cover, for hoods, Thermoplastic, With fixing cord, Grey   for mounted male insert			09 20 003 5442	

Identification	Cable entry	Cable diameter (mm)	Part number	Drawing (dimensions in mm)
<p>Han A®, Protection cover, for bulkhead mounted housings, for surface mounted housings, Thermoplastic, Grey</p>  <p>for mounted male insert</p>			09 20 003 5407	
<p>Han A®, Protection cover, for bulkhead mounted housings, for surface mounted housings, Thermoplastic, With seal, Grey</p>  <p>for mounted female insert or for mounted Han-Brid® insert</p>			09 20 003 5408	
<p>Han A®, Protection cover, for bulkhead mounted housings, for surface mounted housings, Thermoplastic, With seal, Black</p>  <p>for mounted female insert or for mounted Han-Brid® insert</p>			09 20 003 5409	
<p>Han A®, Protection cover, for bulkhead mounted housings, for surface mounted housings, Thermoplastic, With seal, With fixing cord, Grey</p>  <p>for mounted female insert</p>			09 20 003 5445	

Housings

Identification	Cable entry	Cable diameter (mm)	Part number	Drawing (dimensions in mm)
<p>Han A®, Protection cover, for bulkhead mounted housings, for surface mounted housings, Thermoplastic, With fixing cord, Grey</p>  <p>for mounted male insert</p>			09 20 003 5446	
<p>Han A®, Protection cover, for bulkhead mounted housings, for surface mounted housings, Thermoplastic, With seal, With fixing cord, Black</p>  <p>for mounted female insert</p>			09 20 003 5449	
<p>Han A®, Protection cover, for bulkhead mounted housings, for surface mounted housings, Thermoplastic, With fixing cord, Black</p>  <p>for mounted male insert</p>			09 20 003 5450	



## Features

- Standard Hoods/housings for industrial applications
- Slim, space saving construction type

## Technical characteristics

Limiting temperature	-40 ... +125 °C
Degree of protection acc. to IEC 60529	IP65
Type rating acc. to UL 50 / UL 50E	4, 4X, 12
Material (hood/housing)	Aluminium die-cast
Surface (hood/housing)	Powder-coated
Colour (hood/housing)	RAL 7037 (dust grey)
Material (seal)	NBR
Material (locking)	Polycarbonate, Stainless steel
Colour (locking)	RAL 7037 (dust grey)
Material flammability class acc. to UL 94 (locking levers)	V-0
RoHS	compliant, compliant with exemption
RoHS exemptions	<b>6b:</b> Lead as an alloying element in aluminium containing up to 0.4 % lead by weight, <b>6a:</b> Lead as an alloying element in steel for machining purposes and in galvanised steel containing up to 0.35 % lead by weight


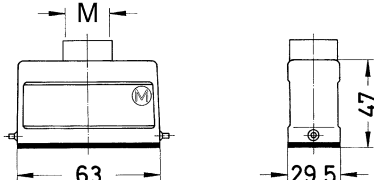
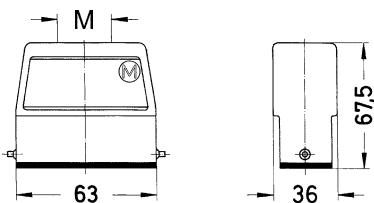

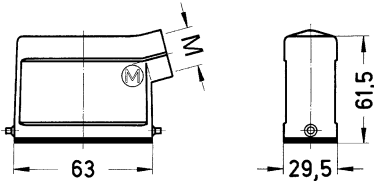
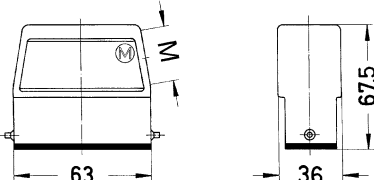

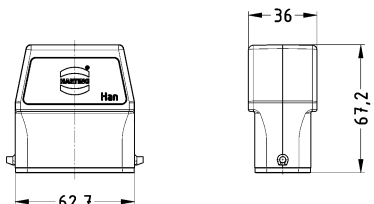
## Specifications and approvals


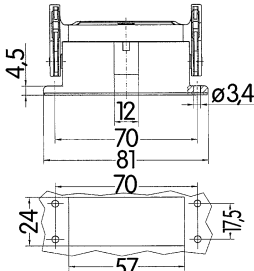
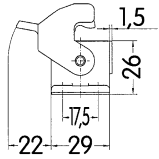

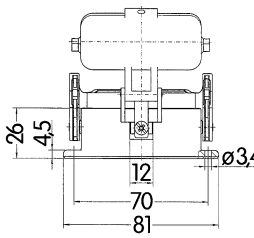
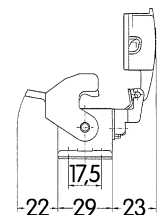

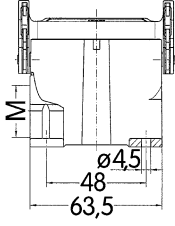
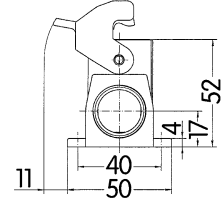

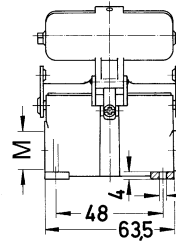
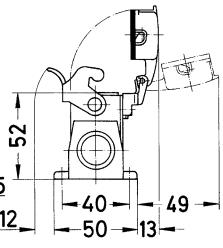

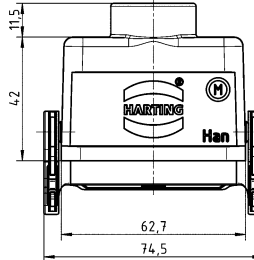
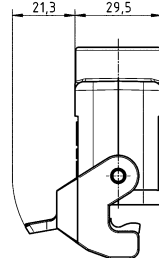
UL 1977 ECBT2.E235076  
 CSA-C22.2 No. 182.3 ECBT8.E235076  
 DNV GL

Housings

Standard Hoods/housings for industrial applications  
Single locking lever

Housings

Identification	Cable entry	Part number		Drawing (dimensions in mm)	
		Low construction	High construction		
Han A®, Hoods, Top entry 	1x M20 1x M25	19 20 010 1440	19 20 010 0446		
Han A®, Hoods, Side entry 	1x M20 1x M25	19 20 010 1540	19 20 010 0546		
Han A®, Hoods, Without cable entry 			09 20 010 0801		

Identification	Cable entry	Part number		Drawing (dimensions in mm)
		Low construction	High construction	
Han A®, Bulkhead mounted housings, Han-Easy Lock® 		09 20 010 0301		 
Han A®, Bulkhead mounted housings, With thermo-plastic cover, Han-Easy Lock® 		09 20 010 0321		 
Han A®, Surface mounted housing, Side entry, Han-Easy Lock® 	1x M25 2x M20	19 20 010 0251 19 20 010 0290		 
Han A®, Surface mounted housing, With thermo-plastic cover, Side entry, Han-Easy Lock® 	2x M20		19 20 010 0295	 
Han A®, Cable to cable housing, Top entry, Han-Easy Lock® 	1x M20	19 20 010 1730		 



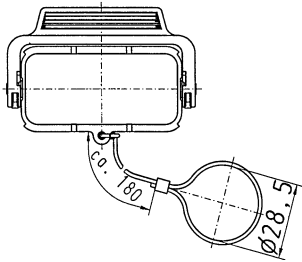
Housings

Identification	Cable entry	Part number		Drawing (dimensions in mm)
		Low construction	High construction	

Han A®,  
Protection cover,  
for hoods,  
Metal,  
With fixing cord



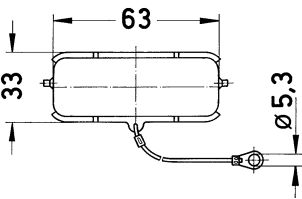
09 20 010 5423	09 20 010 5423
----------------	----------------



Han A®,  
Protection cover,  
for bulkhead mounted housings,  
for surface mounted housings,  
for cable to cable housing,  
Metal,  
With fixing cord




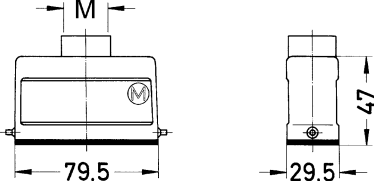

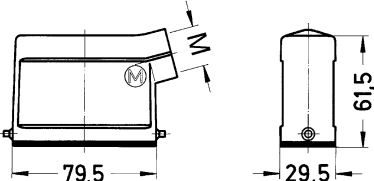

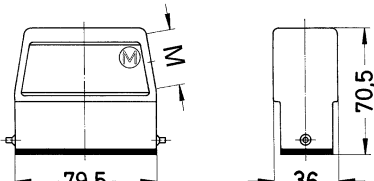
09 20 010 5425	09 20 010 5425
----------------	----------------


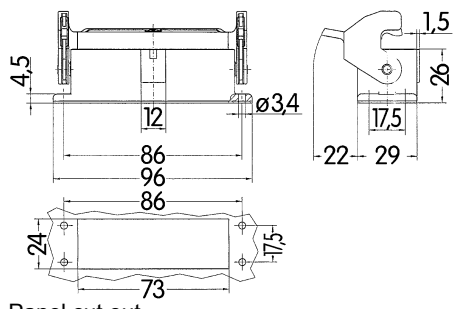

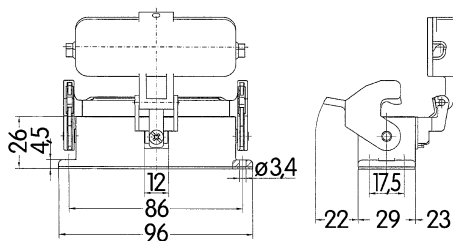

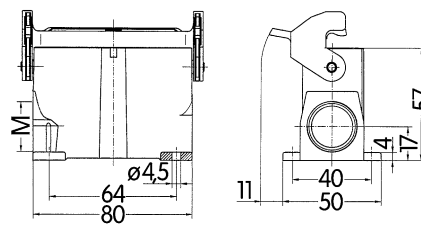

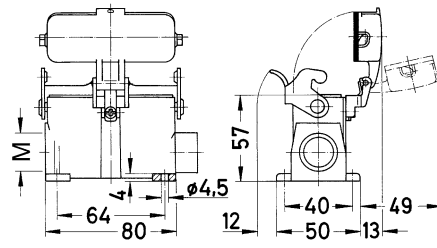

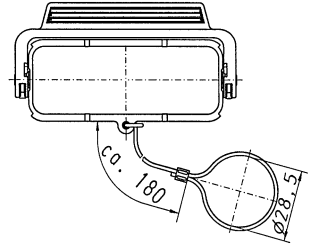




Standard Hoods/housings for industrial applications  
Single locking lever

Housings


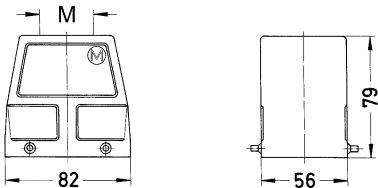

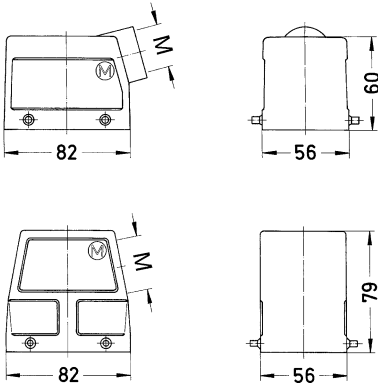

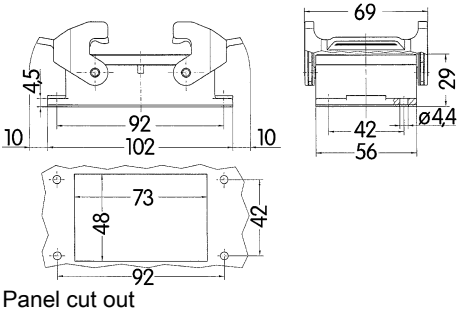

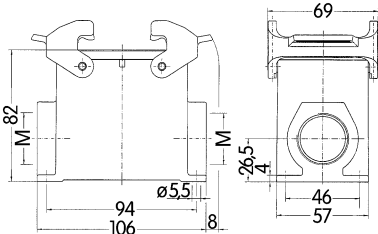
Identification	Cable entry	Part number		Drawing (dimensions in mm)	
		Low construction	High construction		
Han A®, Hoods, Top entry 	1x M20 1x M25	19 20 016 1440	19 20 016 0446		
Han A®, Hoods, Side entry 	1x M20 1x M25	19 20 016 1540	19 20 016 0546		
Han A®, Hoods, Without cable entry 			09 20 016 0801		


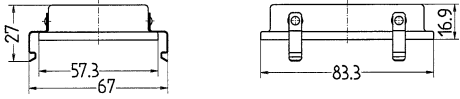



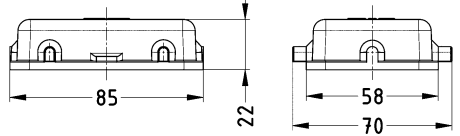

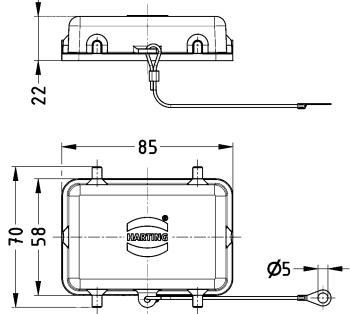
Identification	Cable entry	Part number		Drawing (dimensions in mm)
		Low construction	High construction	
Han A®, Bulkhead mounted housings, Han-Easy Lock® 		09 20 016 0301		 <p>Panel cut out</p>
Han A®, Bulkhead mounted housings, With thermo-plastic cover, Han-Easy Lock® 		09 20 016 0321		
Han A®, Surface mounted housing, Side entry, Han-Easy Lock® 	1x M25 2x M20 2x M25	19 20 016 0251 19 20 016 0290 19 20 016 0291		
Han A®, Surface mounted housing, With thermo-plastic cover, Side entry, Han-Easy Lock® 	2x M20	19 20 016 0295		
Han A®, Protection cover, for hoods, Metal, With fixing cord, Han-Easy Lock® 		09 20 016 5423	09 20 016 5423	

Jan  
31  
.  
23

Standard Hoods/housings for industrial applications  
Double locking lever


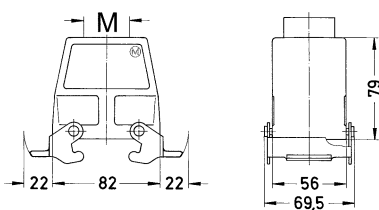

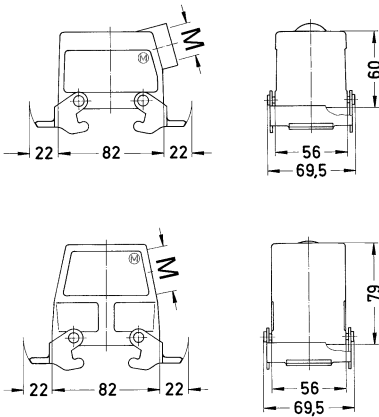

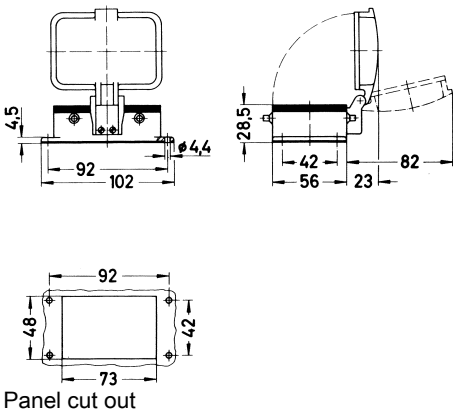
Housings


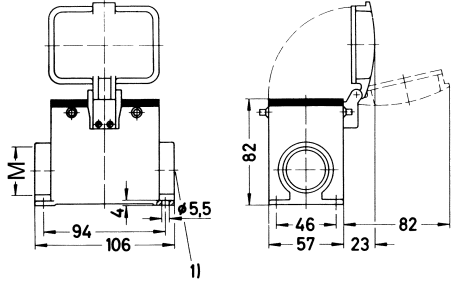
Identification	Cable entry	Part number		Drawing (dimensions in mm)
		Low construction	High construction	
Han A®, Hoods, Top entry  	1x M25 1x M32		19 20 032 0426 19 20 032 0427	
Han A®, Hoods, Side entry  	1x M25 1x M32	19 20 032 1521	19 20 032 0527	
Han A®, Bulkhead mounted housings, Han-Easy Lock®  		09 20 032 0301		 <p>Panel cut out</p>
Han A®, Surface mounted housing, Side entry, Han-Easy Lock®  	1x M25 1x M32 2x M32		19 20 032 0231 19 20 032 0232 19 20 032 0272	

Identification	Cable entry	Part number		Drawing (dimensions in mm)
		Low construction	High construction	
Han A®, Protection cover, for hoods, Metal 		09 20 032 5401	09 20 032 5401	
Han A®, Protection cover, for bulkhead mounted housings, for surface mounted housings, Metal 		09 20 032 5405	09 20 032 5405	
Han A®, Protection cover, for bulkhead mounted housings, for surface mounted housings, Thermoplastic 		09 20 032 5407	09 20 032 5407	
Han A®, Protection cover, for bulkhead mounted housings, for surface mounted housings, Thermoplastic, With fixing cord 		09 20 032 5408	09 20 032 5408	

Standard Hoods/housings for industrial applications  
Double locking lever (on the hood)

Housings

Identification	Cable entry	Part number		Drawing (dimensions in mm)
		Low construction	High construction	
Han A®, Hoods, Top entry, Han-Easy Lock® 	1x M32		19 20 032 0437	
Han A®, Hoods, Side entry, Han-Easy Lock® 	1x M25 1x M32	19 20 032 1531	19 20 032 0537	
Han A®, Bulkhead mounted housings, With thermo-plastic cover 		09 20 032 0302		 <p>Panel cut out</p>

Identification	Cable entry	Part number		Drawing (dimensions in mm)
		Low construction	High construction	
<div><div><div>Han A®, Surface mounted housing, With thermo-plastic cover, Side entry</div><div></div></div></div>	1x M25		19 20 032 0226	<div></div> <div>1) Blind way for one cable entry</div>

Housings

## Features

- Standard hoods/housings for industrial connectors
- Locking levers: Han-Easy Lock®
- Field of application: for excellent mechanical and electrical protection in demanding environments, for example, in the automobile and mechanical engineering industries also for process and regulation control applications
- Distinguishing feature: hoods/housings colour-coded grey (RAL 7037)
- Many variations: for precise industrial applications

## Technical characteristics

Limiting temperature	-40 ... +125 °C
Degree of protection acc. to IEC 60529	IP65, IP67, in combination with special bulkhead mounted housings, IP66, IP44, in unlocked position
Type rating acc. to UL 50 / UL 50E	4, 4X, 12
Material (hood/housing)	Aluminium die-cast
Surface (hood/housing)	Powder-coated
Colour (hood/housing)	RAL 7037 (dust grey)
Material (seal)	NBR
Material (locking)	Polycarbonate, Stainless steel
Colour (locking)	RAL 7037 (dust grey)
Material (accessories)	Polyamide, Stainless steel
Material flammability class acc. to UL 94 (locking levers)	V-0
RoHS	compliant, compliant with exemption
RoHS exemptions	<b>6a:</b> Lead as an alloying element in steel for machining purposes and in galvanised steel containing up to 0.35 % lead by weight, <b>6b:</b> Lead as an alloying element in aluminium containing up to 0.4 % lead by weight

## Specifications and approvals

UL 1977 ECBT2.E235076  
CSA-C22.2 No. 182.3 ECBT8.E235076  
DNV GL

## Details

Standard degree of protection: IP65


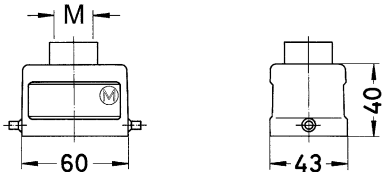

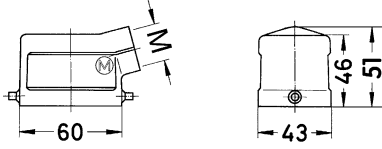

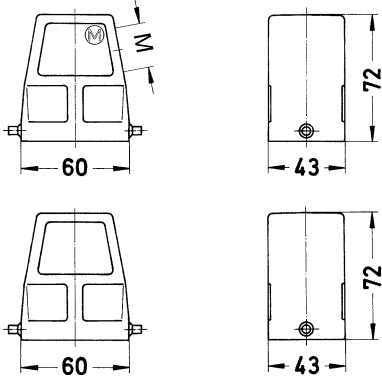
IP67 possible, in combination with special bulkhead mounted housings


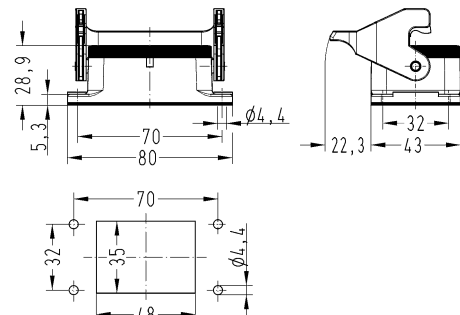

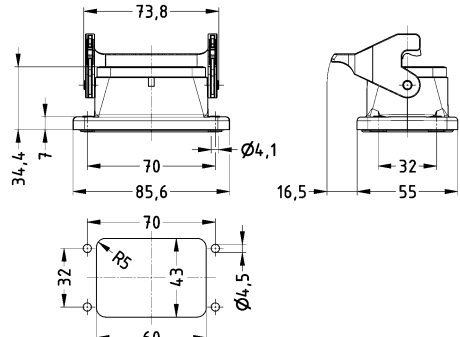

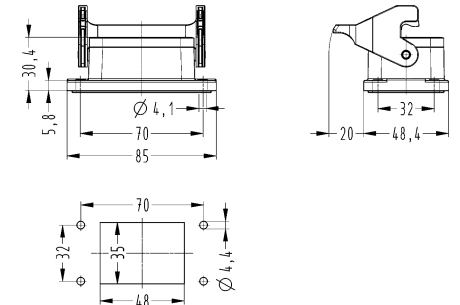

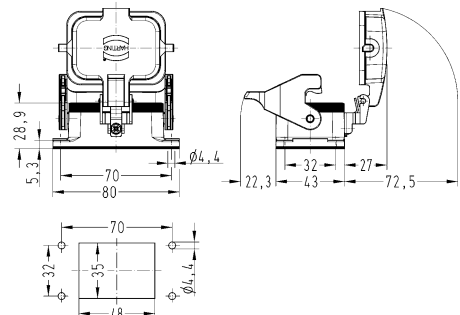
IP44 for self-closing covers in unlocked position


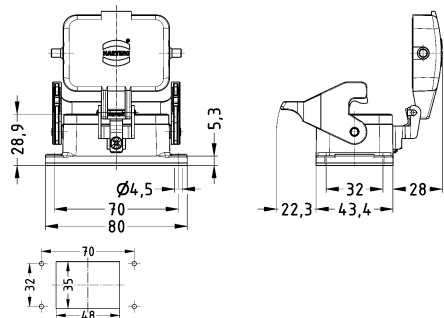

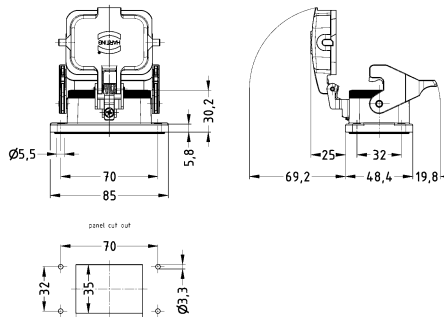

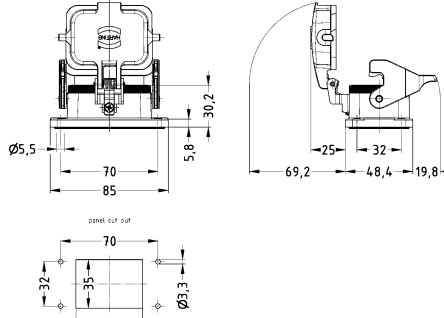


Standard hoods/housings for industrial connectors  
Single locking lever


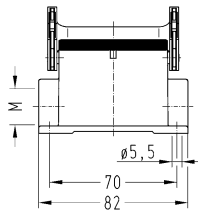
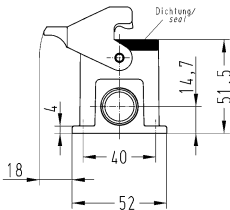

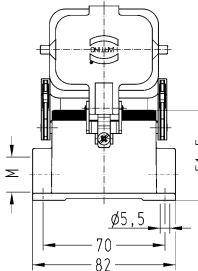
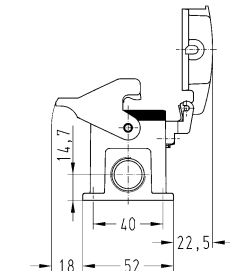

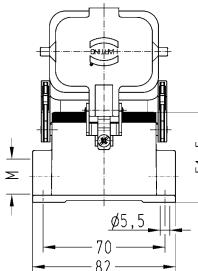
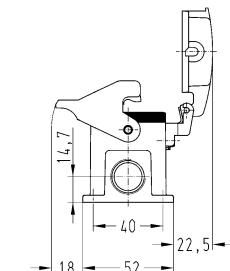
Housings


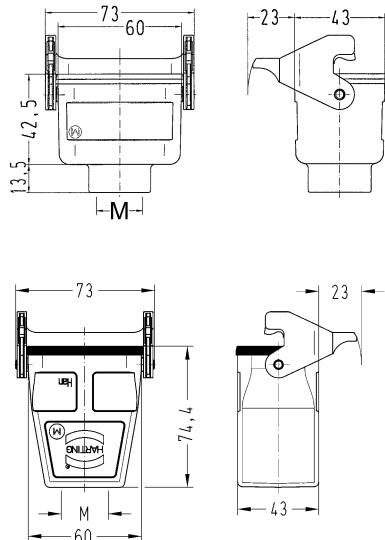

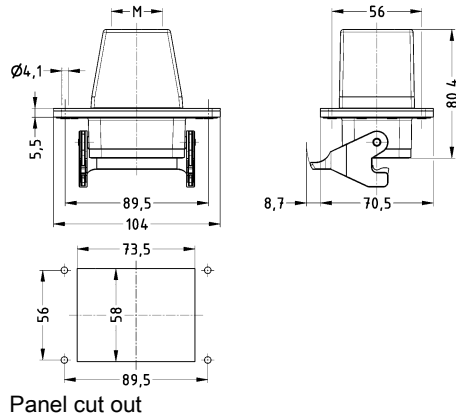

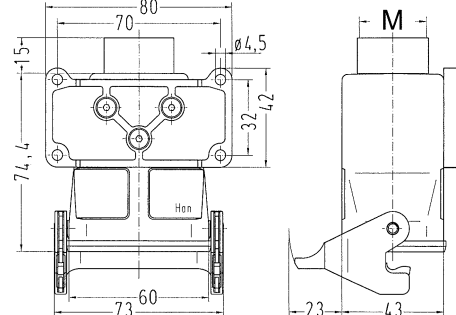
Identification	Cable entry	Part number		Drawing (dimensions in mm)	
		Low construction	High construction		
Han® B, Hoods, Top entry 	1x M20 1x M25 1x M32	19 30 006 1440	19 30 006 0446 19 30 006 0447		
Han® B, Hoods, Side entry 	1x M20 1x M25 1x M32	19 30 006 1540 19 30 006 1541	19 30 006 0546 19 30 006 0547		
Han® B, Hoods, Without cable entry 			09 30 006 0801		


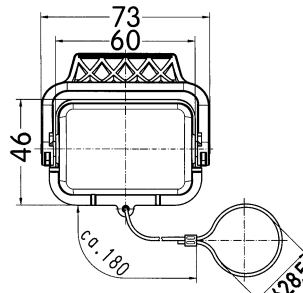

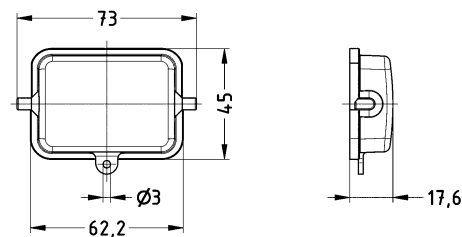

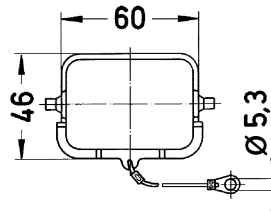

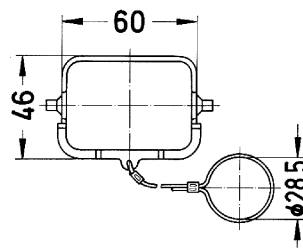
Identification	Cable entry	Part number		Drawing (dimensions in mm)
		Low construction	High construction	
Han® B, Bulkhead mounted housings, Han-Easy Lock® 		09 30 006 0301		 <p>Panel cut out</p>
Han® B, Bulkhead mounted housings, Rear mounting, Han-Easy Lock®, Pack contents: Mounting frame is included with- in the delivery 		09 30 006 0391		 <p>Panel cut out</p>
Han® B, Bulkhead mounted housings, Han-Easy Lock®, IP67 		09 30 006 1301		 <p>Panel cut out</p>
Han® B, Bulkhead mounted housings, With thermo-plastic cover, Han-Easy Lock® 		09 30 006 0302		 <p>Panel cut out</p>

Identification	Cable entry	Part number		Drawing (dimensions in mm)
		Low construction	High construction	
Han® B, Bulkhead mounted housings, With metal cover, Han-Easy Lock® 		09 30 006 0318		 <p>Panel cut out</p>
Han® B, Bulkhead mounted housings, With self-closing cover, Han-Easy Lock® 		09 30 006 1306		 <p>Panel cut out</p>
Han® B, Bulkhead mounted housings, With thermo-plastic cover, Han-Easy Lock®, IP67 		09 30 006 1308		 <p>Panel cut out</p>

Housings


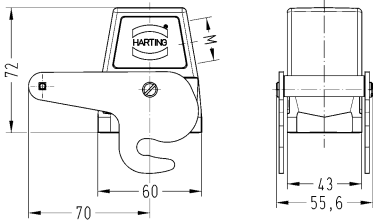

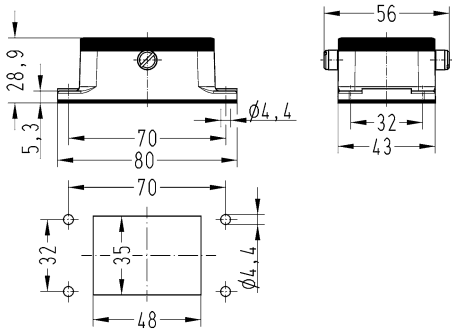

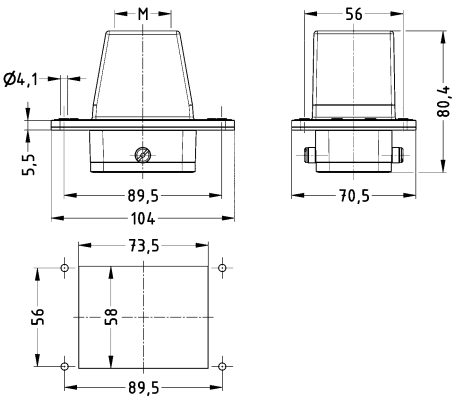
Identification	Cable entry	Part number		Drawing (dimensions in mm)
		Low construction	High construction	
<b>Han® B,</b> Surface mounted housing, Side entry, Han-Easy Lock® 	1x M20 2x M20 2x M25 2x M32	19 30 006 1250 19 30 006 1290	19 30 006 0291 19 30 006 0292	 
<b>Han® B,</b> Surface mounted housing, With thermo-plastic cover, Side entry, Han-Easy Lock® 	1x M20 2x M20 2x M25 2x M32	19 30 006 1255 19 30 006 1295	19 30 006 0296 19 30 006 0297	 
<b>Han® B,</b> Surface mounted housing, With metal cover, Side entry, Han-Easy Lock® 	1x M20 2x M20 2x M25 2x M32	19 30 006 2255 19 30 006 2295	19 30 006 7296 19 30 006 7297	 

Identification	Cable entry	Part number		Drawing (dimensions in mm)
		Low construction	High construction	
Han® B, Cable to cable housing, Top entry, Han-Easy Lock® 	1x M20 1x M25 1x M32	19 30 006 1750	19 30 006 0756 19 30 006 0757	
Han® B, Panel feed through housing, Top entry, Han-Easy Lock® 	1x M25 1x M32		19 30 006 1121 19 30 006 1122	 <p>Panel cut out</p>
Han® B, Flange housings, Top entry, Han-Easy Lock® 	1x M25	19 30 006 0716		

Identification	Cable entry	Part number		Drawing (dimensions in mm)
		Low construction	High construction	
Han® B, Protection cover, for hoods, With fixing cord, Han-Easy Lock® 		09 30 006 5423	09 30 006 5423	
Han® B, Protection cover, for bulkhead mounted housings, for surface mounted housings, Thermoplastic 		09 30 006 5405	09 30 006 5405	
Han® B, Protection cover, for bulkhead mounted housings, for surface mounted housings, Metal, With fixing cord 		09 30 006 5425	09 30 006 5425	
Han® B, Protection cover, for cable to cable housing, Metal, With fixing cord 		09 30 006 5427	09 30 006 5427	


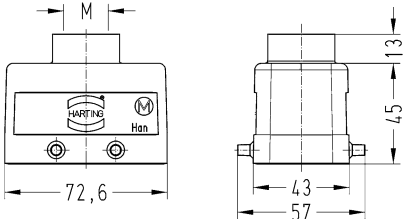
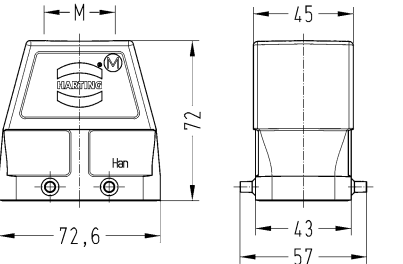

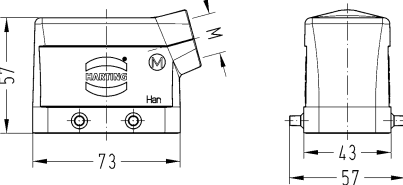
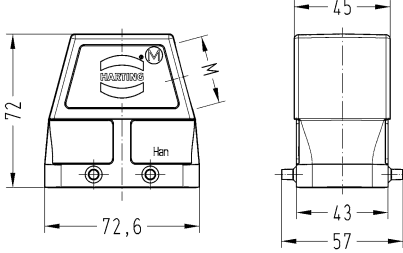

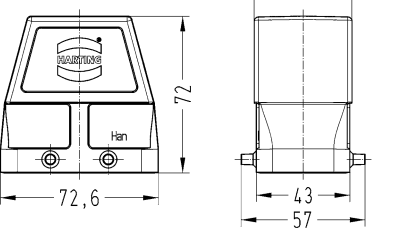
Standard hoods/housings for industrial connectors  
Central locking lever (on the hood)

Housings


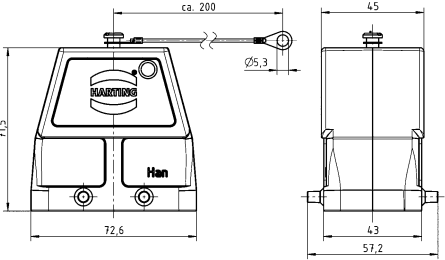

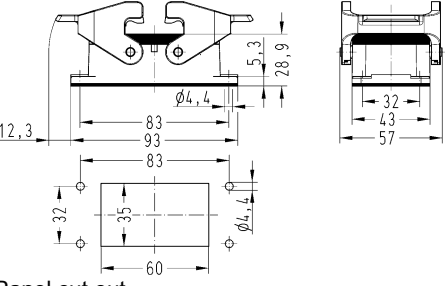

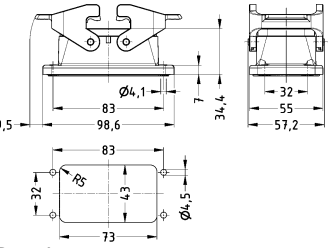

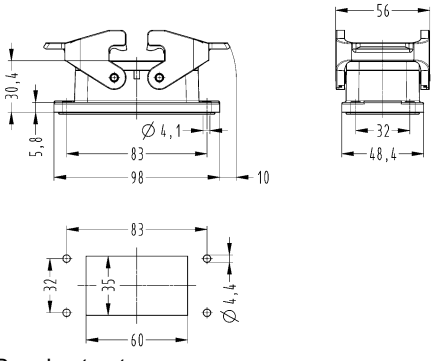
Identification	Cable entry	Part number		Drawing (dimensions in mm)
		Low construction	High construction	
<p>Han® B, Hoods, Side entry</p> 	<p>1x M25 1x M32</p>		<p>19 30 006 0586 19 30 006 0587</p>	
<p>Han® B, Bulkhead mounted housings</p> 		<p>09 30 006 0381</p>		 <p>Panel cut out</p>
<p>Han® B, Panel feed through housing, Top entry</p> 	<p>1x M25 1x M32</p>		<p>19 30 006 1141 19 30 006 1142</p>	 <p>Panel cut out</p>


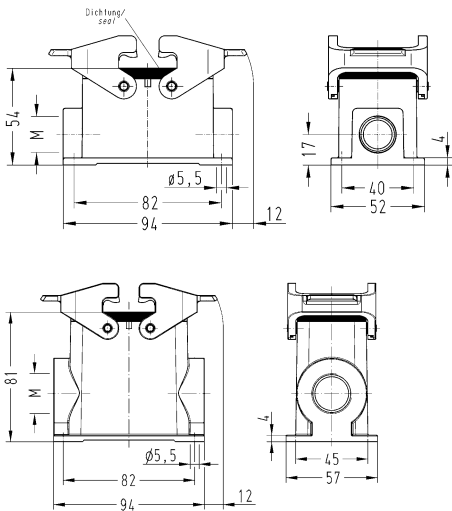

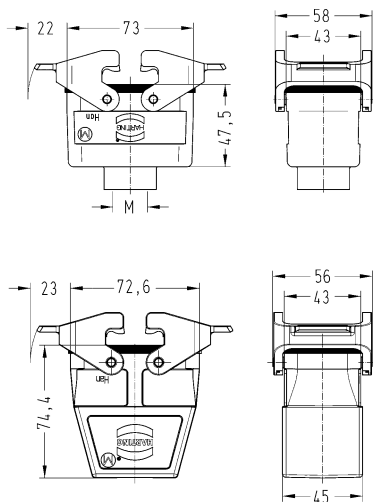

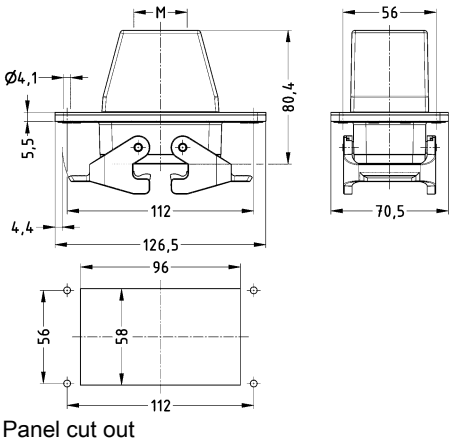
Standard hoods/housings for industrial connectors  
Double locking lever


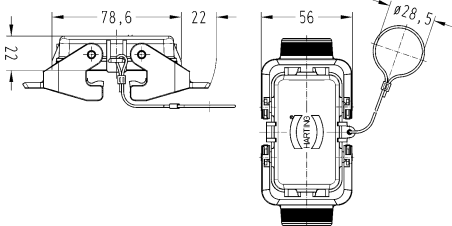

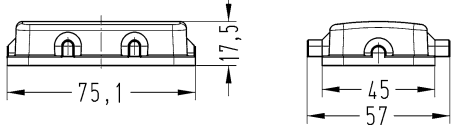

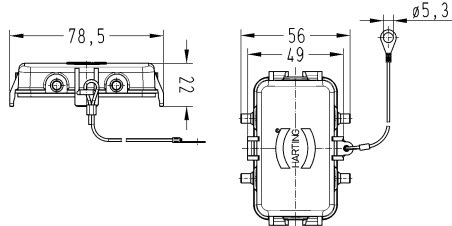

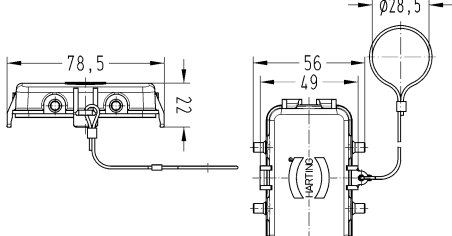
Housings

Identification	Cable entry	Part number		Drawing (dimensions in mm)
		Low construction	High construction	
Han® B, Hoods, Top entry 	1x M20 1x M25 1x M32 1x M40 2x M20	19 30 010 1420 19 30 010 1421	19 30 010 0427 19 30 010 0428 19 30 010 0465	 
Han® B, Hoods, Side entry 	1x M20 1x M25 1x M32 1x M40	19 30 010 1520 19 30 010 1521	19 30 010 0526 19 30 010 0527 19 30 010 0528	 
Han® B, Hoods, Without cable entry 			09 30 010 0801	




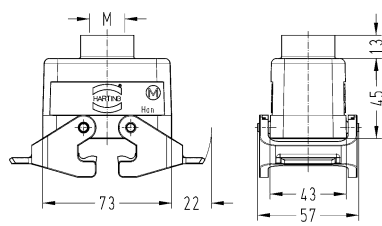
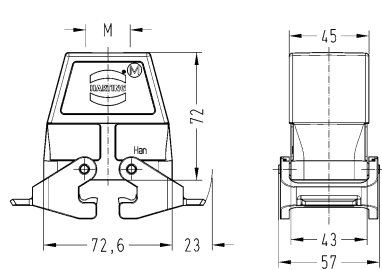

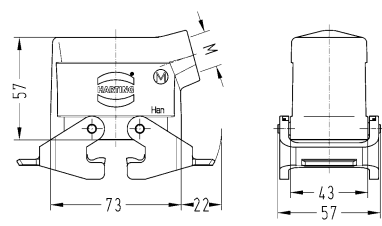
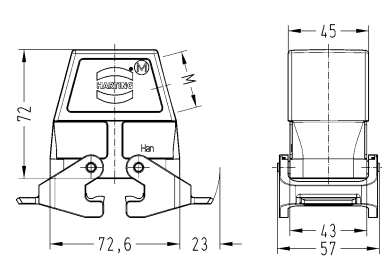
Identification	Cable entry	Part number		Drawing (dimensions in mm)
		Low construction	High construction	
Han® B, Hoods, With fixing cord, Without cable entry 			09 30 010 0802	
Han® B, Bulkhead mounted housings, Han-Easy Lock® 		09 30 010 0301		 <p>Panel cut out</p>
Han® B, Bulkhead mounted housings, Rear mounting, Han-Easy Lock®, Pack contents: Mounting frame is included with- in the delivery 		09 30 010 0391		 <p>Panel cut out</p>
Han® B, Bulkhead mounted housings, Han-Easy Lock®, IP67 		09 30 010 1301		 <p>Panel cut out</p>


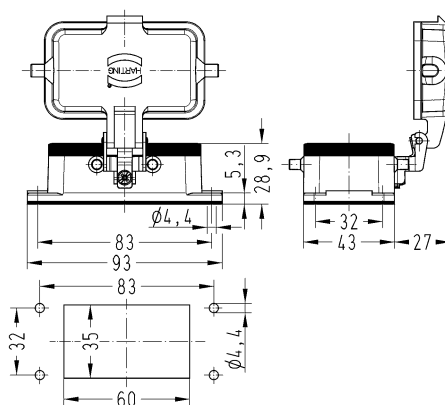

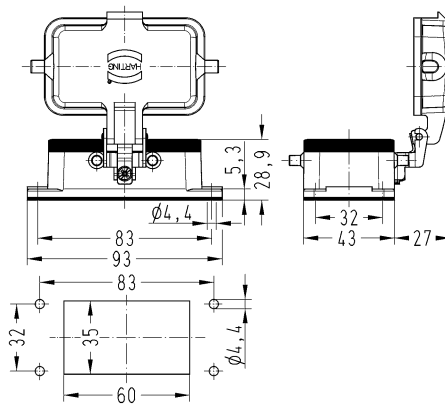

Identification	Cable entry	Part number		Drawing (dimensions in mm)
		Low construction	High construction	
Han® B, Surface mounted housing, Side entry, Han-Easy Lock® 	1x M20 1x M25 2x M20 2x M25 2x M32	19 30 010 1230 19 30 010 1231 19 30 010 1270	19 30 010 0231  19 30 010 0271 19 30 010 0272	
Han® B, Cable to cable housing, Top entry, Han-Easy Lock® 	1x M20 1x M25 1x M32	19 30 010 1730	19 30 010 0736 19 30 010 0737	
Han® B, Panel feed through housing, Top entry, Han-Easy Lock® 	1x M25 1x M32		19 30 010 1121 19 30 010 1122	


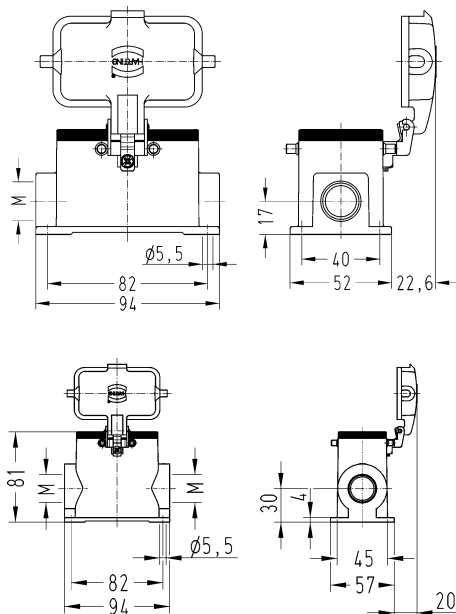

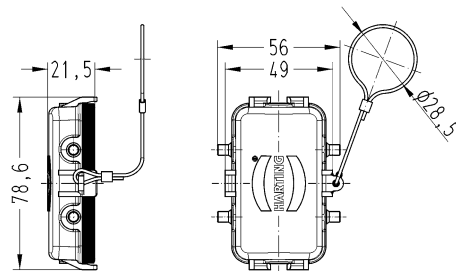
Identification	Cable entry	Part number		Drawing (dimensions in mm)
		Low construction	High construction	
Han® B, Protection cover, for hoods, Metal, With fixing cord, Han-Easy Lock® 		09 30 010 5423	09 30 010 5423	
Han® B, Protection cover, for bulkhead mounted housings, for surface mounted housings, Thermoplastic 		09 30 010 5407	09 30 010 5407	
Han® B, Protection cover, for bulkhead mounted housings, for surface mounted housings, Metal, With fixing cord 		09 30 010 5425	09 30 010 5425	
Han® B, Protection cover, for cable to cable housing, Metal, With fixing cord 		09 30 010 5427	09 30 010 5427	

Standard hoods/housings for industrial connectors  
Double locking lever (on the hood)

Housings


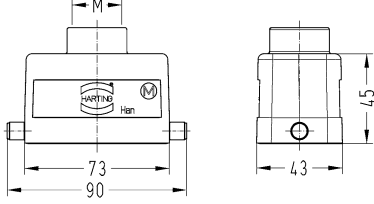
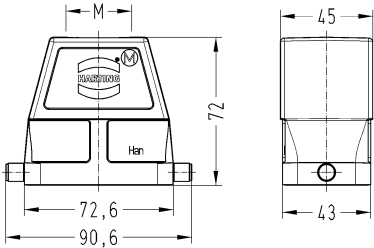

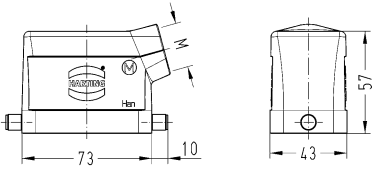
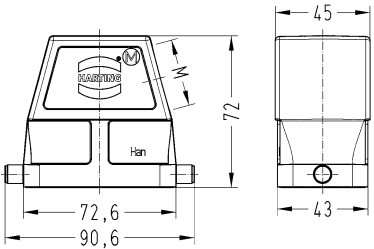

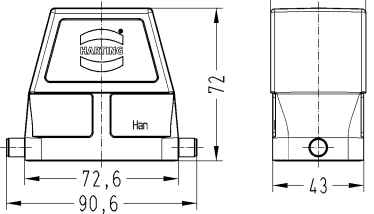
Identification	Cable entry	Part number		Drawing (dimensions in mm)
		Low construction	High construction	
Han® B, Hoods, Top entry, Han-Easy Lock® 	1x M20 1x M25	19 30 010 1430	19 30 010 0436	 
Han® B, Hoods, Side entry, Han-Easy Lock® 	1x M20 1x M25 1x M32	19 30 010 1530 19 30 010 1531	19 30 010 0537	 


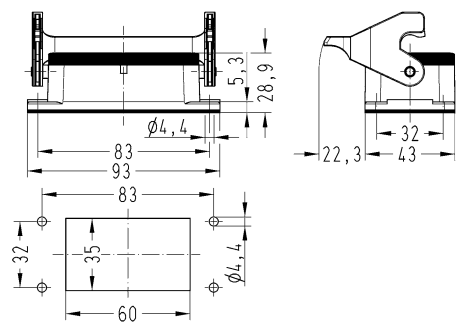

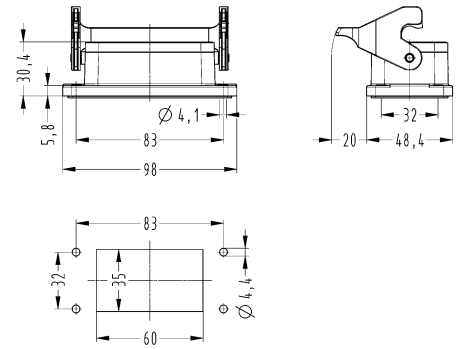

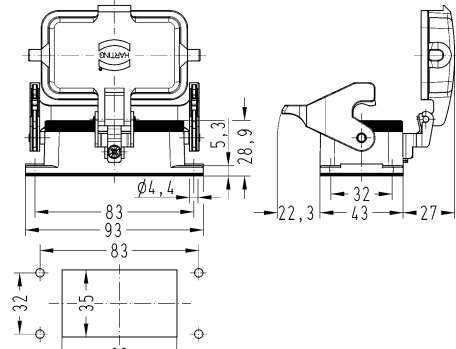
Identification	Cable entry	Part number		Drawing (dimensions in mm)
		Low construction	High construction	
Han® B, Bulkhead mounted housings, With thermo-plastic cover 		09 30 010 0302		 <p>Panel cut out</p>
Han® B, Bulkhead mounted housings, With metal cover 		09 30 010 0317		 <p>Panel cut out</p>
Han® B, Bulkhead mounted housings, With self-closing cover 		09 30 010 1314		

Identification	Cable entry	Part number		Drawing (dimensions in mm)
		Low construction	High construction	
Han® B, Surface mounted housing, With thermo-plastic cover, Side entry  	1x M20 2x M20 2x M25	19 30 010 1225 19 30 010 1265	19 30 010 0266	
Han® B, Protection cover, for hoods, Metal, With fixing cord  		09 30 010 5457	09 30 010 5457	


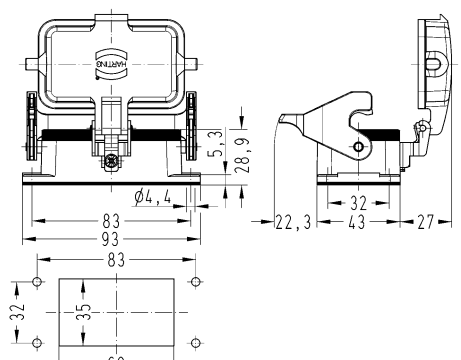

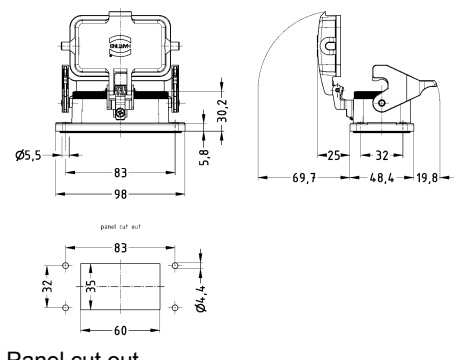

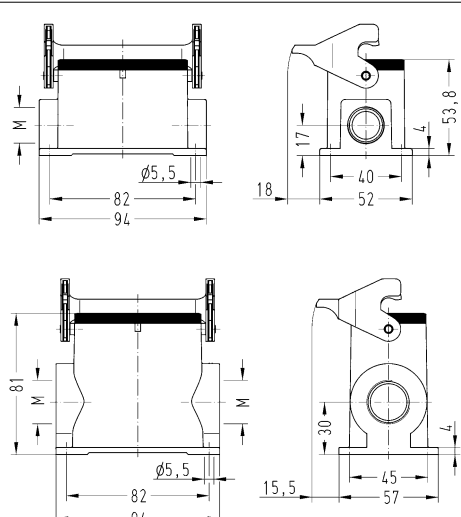
Standard hoods/housings for industrial connectors  
Single locking lever

Housings


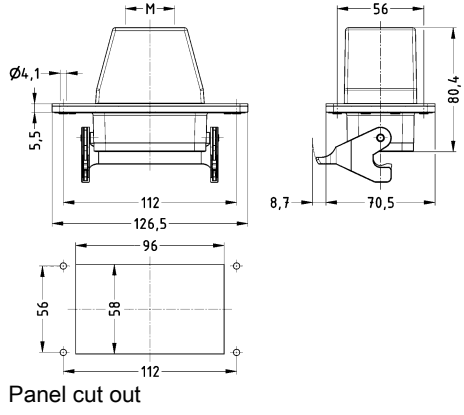

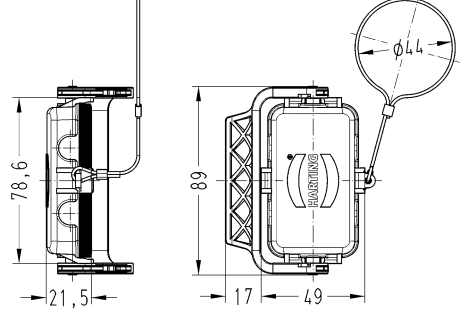

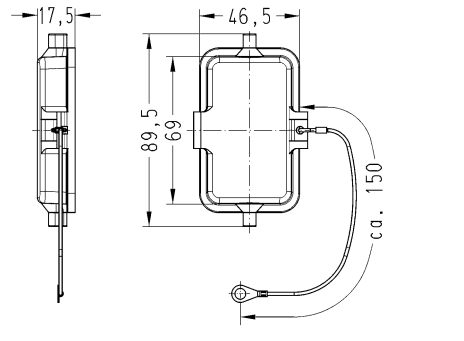
Identification	Cable entry	Part number		Drawing (dimensions in mm)
		Low construction	High construction	
Han® B, Hoods, Top entry 	1x M20 1x M25 1x M32 1x M40 2x M20	19 30 010 1440 19 30 010 1441	19 30 010 0447 19 30 010 0448 19 30 010 0495	 
Han® B, Hoods, Side entry 	1x M20 1x M25 1x M32	19 30 010 1540 19 30 010 1541	19 30 010 0547	 
Han® B, Hoods, Without cable entry 			09 30 010 0803	

Identification	Cable entry	Part number		Drawing (dimensions in mm)
		Low construction	High construction	
Han® B, Bulkhead mounted housings, Han-Easy Lock® 		09 30 010 0305 09 30 010 1308		 <p>Panel cut out</p>
Han® B, Bulkhead mounted housings, Han-Easy Lock®, IP67 		09 30 010 1305		 <p>Panel cut out</p>
Han® B, Bulkhead mounted housings, With thermo-plastic cover, Han-Easy Lock® 		09 30 010 0303		 <p>Panel cut out</p>




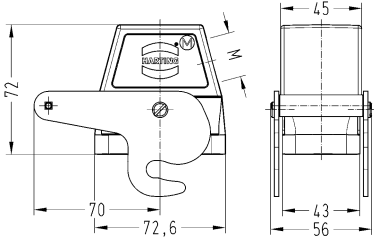

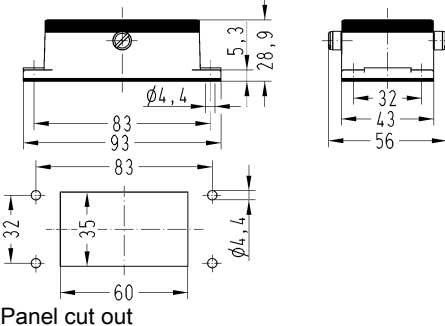

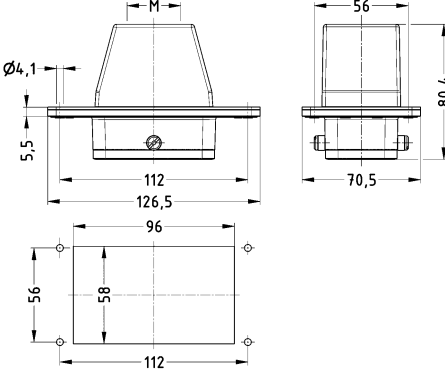
Identification	Cable entry	Part number		Drawing (dimensions in mm)
		Low construction	High construction	
Han® B, Bulkhead mounted housings, With metal cover, Han-Easy Lock® 		09 30 010 0318		 Panel cut out
Han® B, Bulkhead mounted housings, With self-closing cover, Han-Easy Lock® 		09 30 010 1306		 Panel cut out
Han® B, Surface mounted housing, Side entry, Han-Easy Lock® 	1x M20 2x M20 2x M25 2x M32	19 30 010 1250 19 30 010 1290	19 30 010 0291 19 30 010 0292	

**Han**  
**31**  
**.**  
**46**

Identification	Cable entry	Part number		Drawing (dimensions in mm)
		Low construction	High construction	
Han® B, Panel feed through housing, Top entry, Han-Easy Lock® 	1x M25 1x M32		19 30 010 1131 19 30 010 1132	 <p>Panel cut out</p>
Han® B, Protection cover, for hoods, Metal, With fixing cord, Han-Easy Lock® 		09 30 010 5432	09 30 010 5432	
Han® B, Protection cover, for bulkhead mounted housings, for surface mounted housings, for cable to cable housing, Thermoplastic, With fixing cord 		09 30 010 5412	09 30 010 5412	




Standard hoods/housings for industrial connectors  
Central locking lever (on the hood)


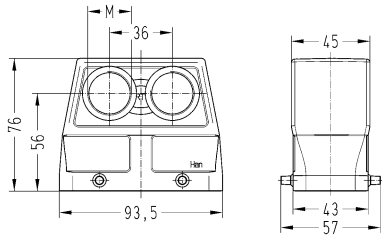

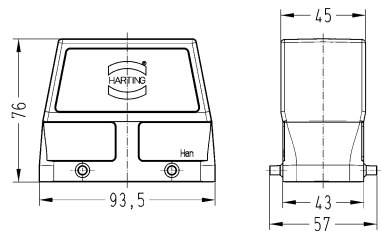

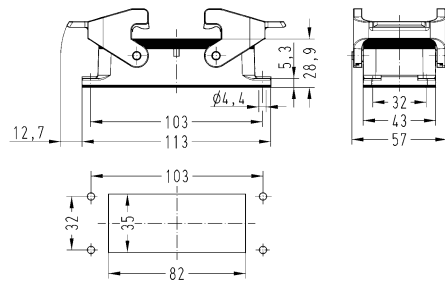

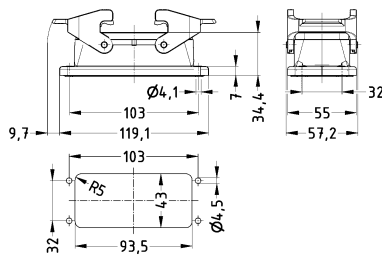

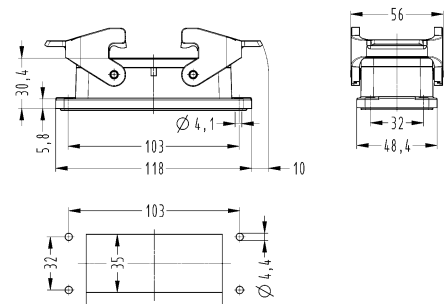
Housings


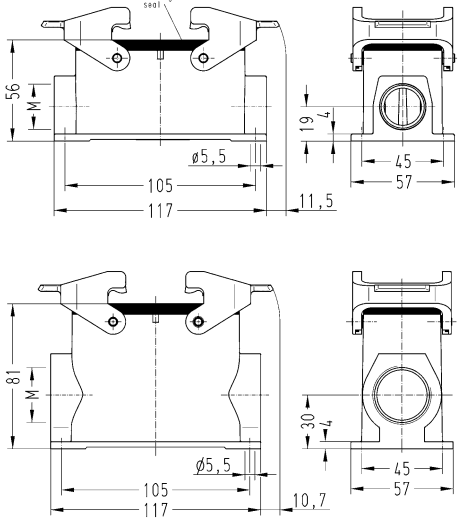

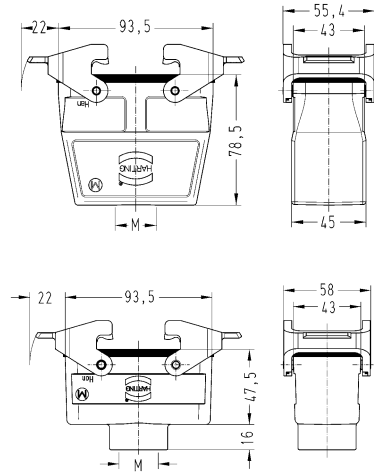

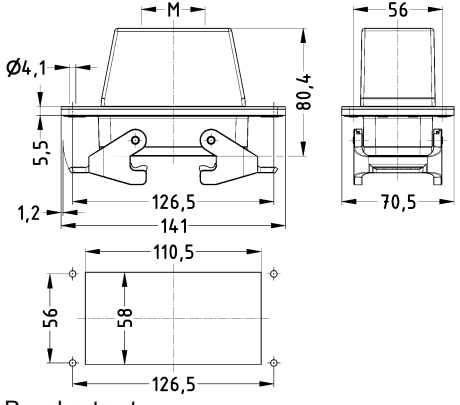
Identification	Cable entry	Part number		Drawing (dimensions in mm)
		Low construction	High construction	
Han® B, Hoods, Side entry 	1x M25		19 30 010 0586	
Han® B, Bulkhead mounted housings 		09 30 010 0381		 <p>Panel cut out</p>
Han® B, Panel feed through housing, Top entry 	1x M25 1x M32		19 30 010 1141 19 30 010 1142	 <p>Panel cut out</p>


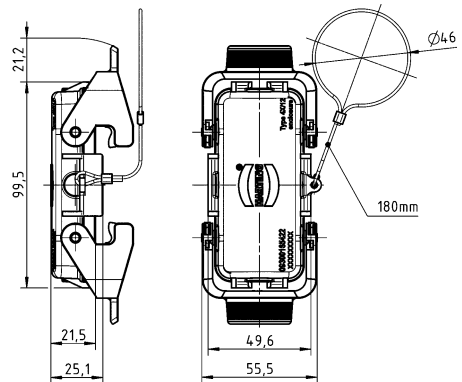

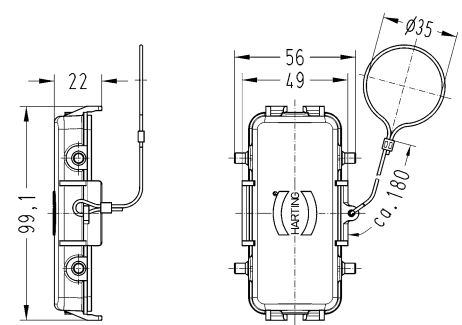

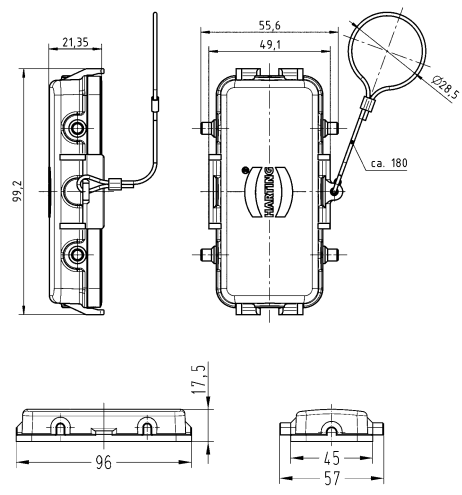
Standard hoods/housings for industrial connectors  
Double locking lever

Housings


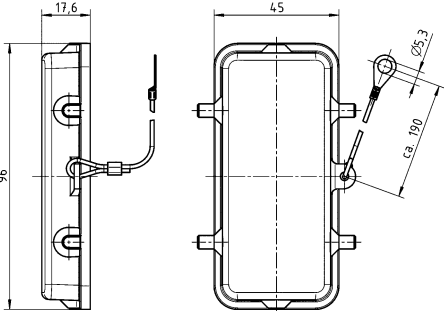

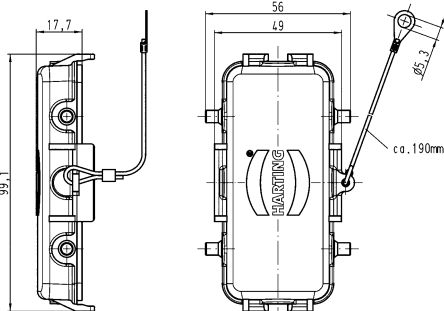
Identification	Cable entry	Part number		Drawing (dimensions in mm)
		Low construction	High construction	
<b>Han® B, Hoods, Top entry</b> 	1x M25 1x M32 1x M40 2x M25	19 30 016 1421 19 30 016 1422	19 30 016 0427 19 30 016 0428 19 30 016 0466	
<b>Han® B, Hoods, Flat cable entry, Top entry</b> 			09 30 016 4441	
<b>Han® B, Hoods, Side entry</b> 	1x M25 1x M32 1x M40	19 30 016 1521 19 30 016 1522	19 30 016 0527 19 30 016 0528	

Identification	Cable entry	Part number		Drawing (dimensions in mm)
		Low construction	High construction	
Han® B, Hoods, Angled entry 	2x M25		19 30 016 0666	
Han® B, Hoods, Without cable entry 			09 30 016 0801	
Han® B, Bulkhead mounted housings, Han-Easy Lock® 		09 30 016 0301		 <p>Panel cut out</p>
Han® B, Bulkhead mounted housings, Rear mounting, Han-Easy Lock®, Pack contents: Mounting frame is included with- in the delivery 		09 30 016 0391		 <p>Panel cut out</p>
Han® B, Bulkhead mounted housings, Han-Easy Lock®, IP67 		09 30 016 1301		 <p>Panel cut out</p>

Identification	Cable entry	Part number		Drawing (dimensions in mm)
		Low construction	High construction	
Han® B, Surface mounted housing, Side entry, Han-Easy Lock®  	1x M25 1x M32 2x M25 2x M32 2x M40	19 30 016 1231 19 30 016 1271	19 30 016 0232 19 30 016 0271 19 30 016 0272 19 30 016 0273	
Han® B, Cable to cable housing, Top entry, Han-Easy Lock®  	1x M25 1x M32 1x M40	19 30 016 1731 19 30 016 1732	19 30 016 0736 19 30 016 0737 19 30 016 0738	
Han® B, Panel feed through housing, Top entry, Han-Easy Lock®  	1x M32 1x M40		19 30 016 1121 19 30 016 1122	 <p>Panel cut out</p>

Identification	Cable entry	Part number		Drawing (dimensions in mm)
		Low construction	High construction	
Han® B, Protection cover, for hoods, Metal, With fixing cord, Han-Easy Lock® 		09 30 016 5422	09 30 016 5422	
Han® B, Protection cover, for hoods, Metal, With fixing cord 		09 30 016 5426 09 30 016 5457	09 30 016 5426 09 30 016 5457	
Han® B, Protection cover, for bulkhead mounted housings, for surface mounted housings, Thermoplastic 		09 30 016 5405	09 30 016 5405	


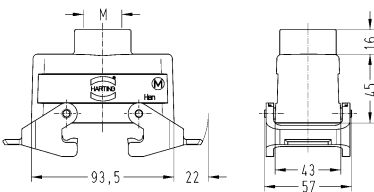
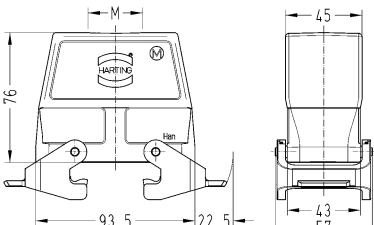

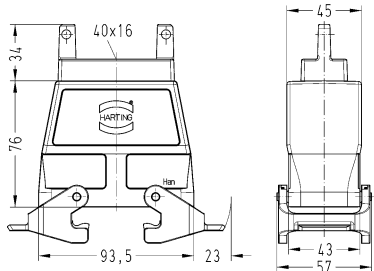

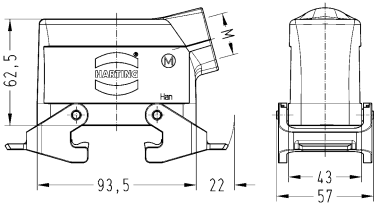
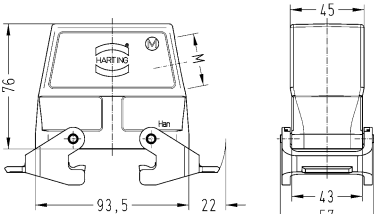



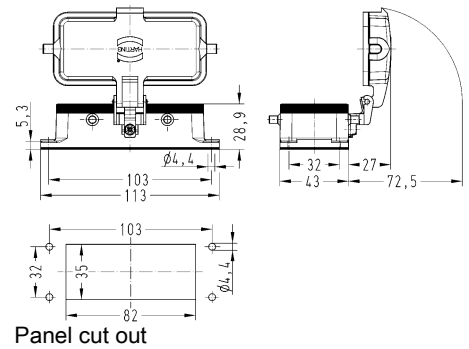

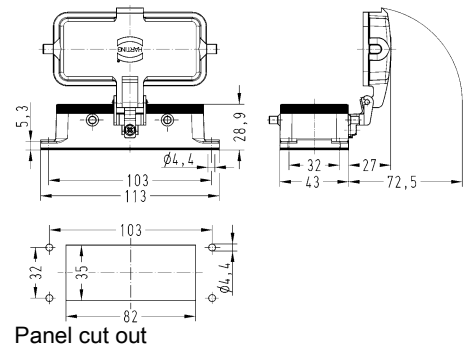


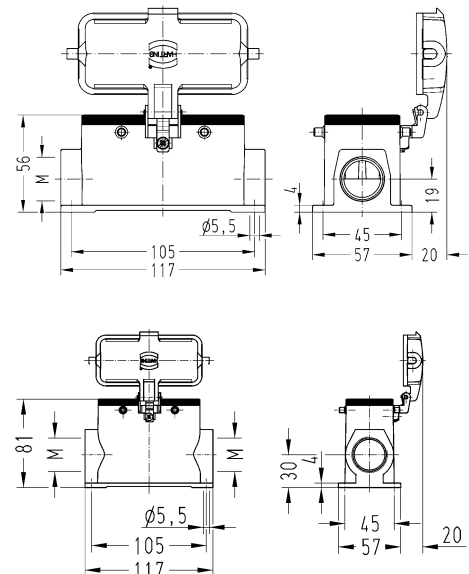
Identification	Cable entry	Part number		Drawing (dimensions in mm)
		Low construction	High construction	
<div> Han® B, Protection cover, for bulkhead mounted housings, for surface mounted housings, Thermoplastic, With fixing cord  </div>		09 30 016 5417	09 30 016 5417	
<div> Han® B, Protection cover, for bulkhead mounted housings, for surface mounted housings, Metal, With fixing cord  </div>		09 30 016 5425	09 30 016 5425	

Housings

Standard hoods/housings for industrial connectors  
Double locking lever (on the hood)


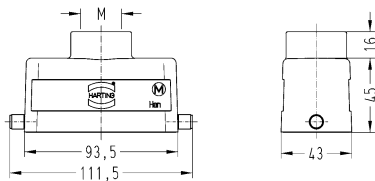
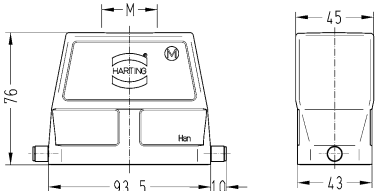

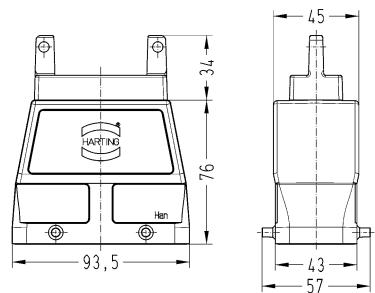

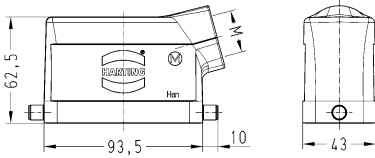
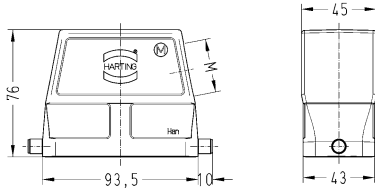
Housings


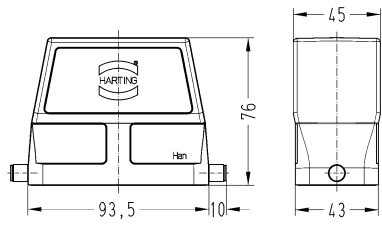

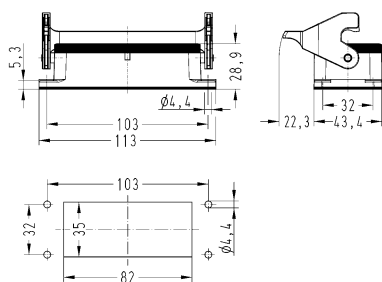

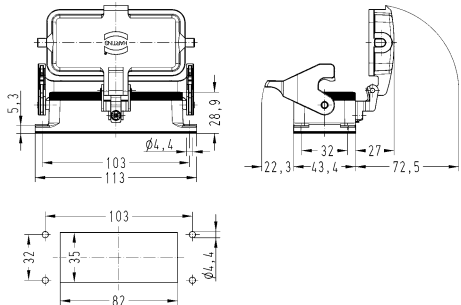

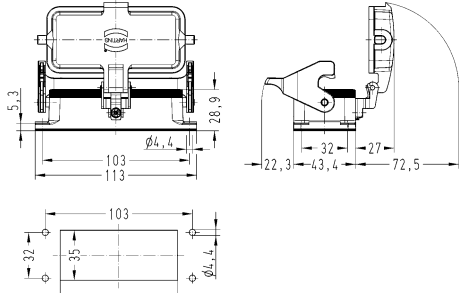
Identification	Cable entry	Part number		Drawing (dimensions in mm)
		Low construction	High construction	
Han® B, Hoods, Top entry, Han-Easy Lock® 	1x M25 1x M32 1x M40	19 30 016 1431 19 30 016 1432	19 30 016 0437 19 30 016 0438	 
Han® B, Hoods, Flat cable entry, Top entry, Han-Easy Lock® 			09 30 016 4431	
Han® B, Hoods, Side entry, Han-Easy Lock® 	1x M25 1x M32 1x M40	19 30 016 1531	19 30 016 0537 19 30 016 0538	 


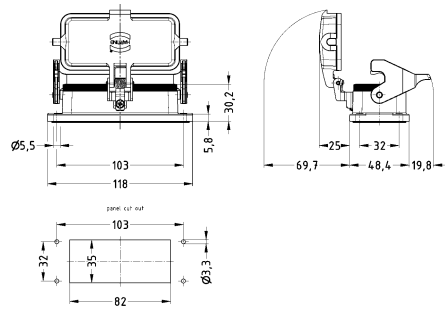

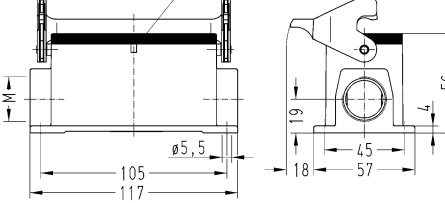
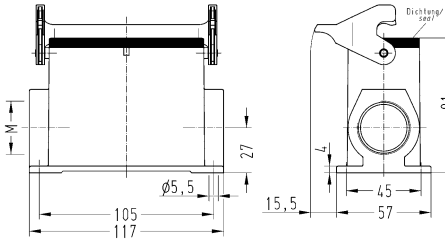

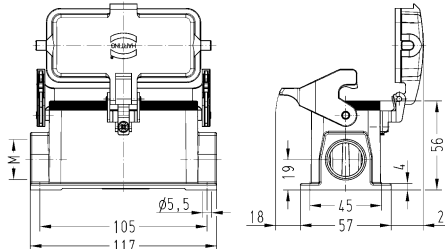
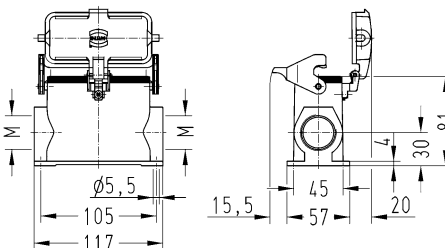
Identification	Cable entry	Part number		Drawing (dimensions in mm)
		Low construction	High construction	
Han® B, Bulkhead mounted housings, With thermo-plastic cover 		09 30 016 0302		 <p>Panel cut out</p>
Han® B, Bulkhead mounted housings, With metal cover 		09 30 016 0317		 <p>Panel cut out</p>
Han® B, Bulkhead mounted housings, With self-closing cover 		09 30 016 1314		
Han® B, Surface mounted housing, With thermo-plastic cover, Side entry 	1x M25 2x M25 2x M32	19 30 016 1226 19 30 016 1266	19 30 016 0267	


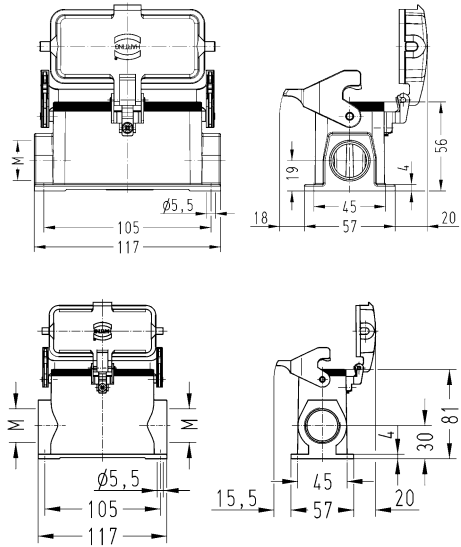

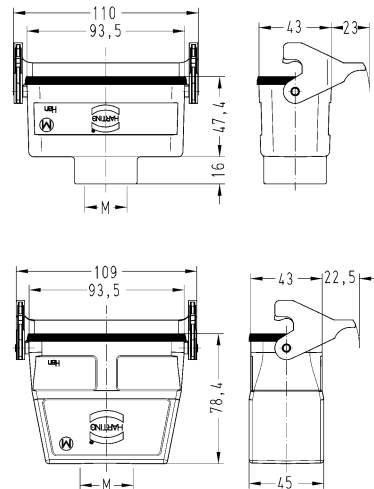

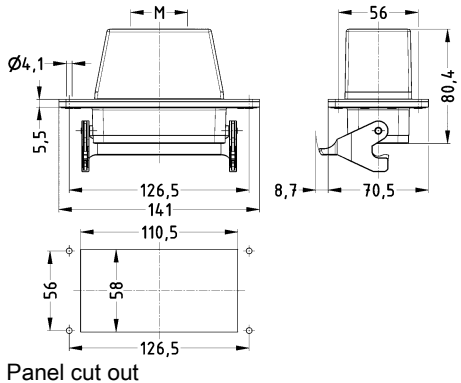
Standard hoods/housings for industrial connectors  
Single locking lever

Housings

Identification	Cable entry	Part number		Drawing (dimensions in mm)
		Low construction	High construction	
Han® B, Hoods, Top entry 	1x M25 1x M32 1x M40 2x M25	19 30 016 1441 19 30 016 1442	19 30 016 0446 19 30 016 0447 19 30 016 0448 19 30 016 0456	 
Han® B, Hoods, Flat cable entry, Top entry 			09 30 016 4411	
Han® B, Hoods, Side entry 	1x M25 1x M32 1x M40	19 30 016 1541 19 30 016 1542	19 30 016 0547 19 30 016 0548	 

Identification	Cable entry	Part number		Drawing (dimensions in mm)
		Low construction	High construction	
Han® B, Hoods, Without cable entry 			09 30 016 0803	
Han® B, Bulkhead mounted housings, Han-Easy Lock® 		09 30 016 0307 09 30 016 1307		 <p>Panel cut out</p>
Han® B, Bulkhead mounted housings, With thermo-plastic cover, Han-Easy Lock® 		09 30 016 0306		 <p>Panel cut out</p>
Han® B, Bulkhead mounted housings, With metal cover, Han-Easy Lock® 		09 30 016 0318		 <p>Panel cut out</p>

Identification	Cable entry	Part number		Drawing (dimensions in mm)
		Low construction	High construction	
Han® B, Bulkhead mounted housings, With self-closing cover, Han-Easy Lock® 		09 30 016 1306		 <p>Panel cut out</p>
Han® B, Surface mounted housing, Side entry, Han-Easy Lock® 	1x M25 1x M32 2x M25 2x M32	19 30 016 1251 19 30 016 1291	19 30 016 0252 19 30 016 0291 19 30 016 0292	 
Han® B, Surface mounted housing, With thermo-plastic cover, Side entry, Han-Easy Lock® 	1x M25 2x M25 2x M32	19 30 016 1256 19 30 016 1296	19 30 016 0297	 

Identification	Cable entry	Part number		Drawing (dimensions in mm)
		Low construction	High construction	
Han® B, Surface mounted housing, With metal cover, Side entry, Han-Easy Lock® 	2x M25 2x M32	19 30 016 2296	19 30 016 7297	
Han® B, Cable to cable housing, Top entry, Han-Easy Lock® 	1x M25 1x M32	19 30 016 1751 19 30 016 1752	19 30 016 0757	
Han® B, Panel feed through housing, Top entry, Han-Easy Lock® 	1x M32 1x M40		19 30 016 1131 19 30 016 1132	 <p>Panel cut out</p>



Housings

Identification

Cable entry

Part number  
Low construction      High construction

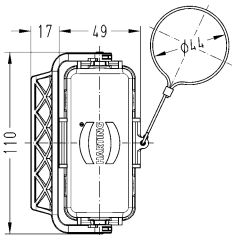
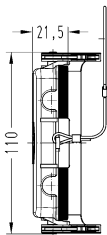
Drawing  
(dimensions in mm)

Han® B,  
Protection cover,  
for hoods,  
Metal,  
Han-Easy Lock®



09 30 016 5432


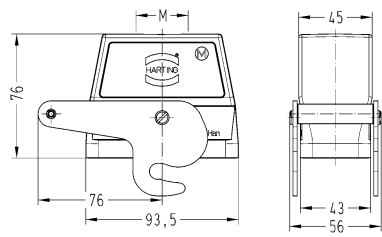

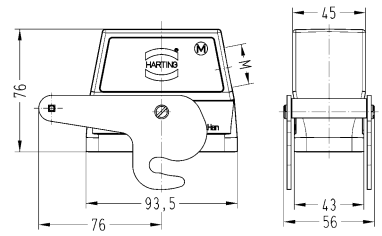

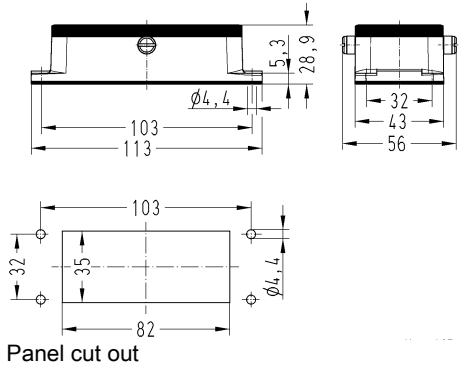

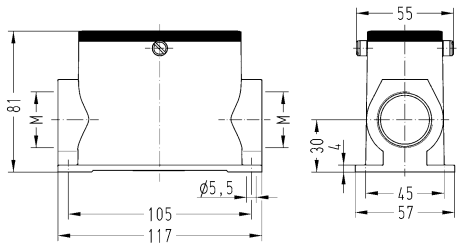
09 30 016 5432






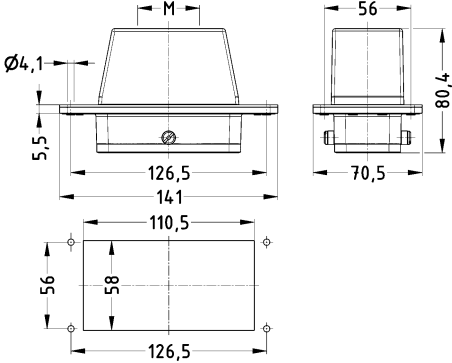
Standard hoods/housings for industrial connectors  
Central locking lever (on the hood)

Housings

Identification	Cable entry	Part number		Drawing (dimensions in mm)
		Low construction	High construction	
Han® B, Hoods, Top entry  	1x M32		19 30 016 0487	
Han® B, Hoods, Side entry  	1x M25 1x M32		19 30 016 0586 19 30 016 0587	
Han® B, Bulkhead mounted housings  		09 30 016 0381		 <p>Panel cut out</p>
Han® B, Surface mounted housing, Side entry  	2x M32		19 30 016 0282	


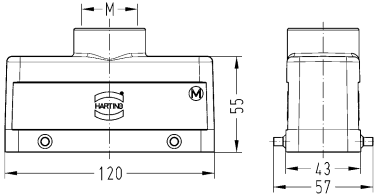

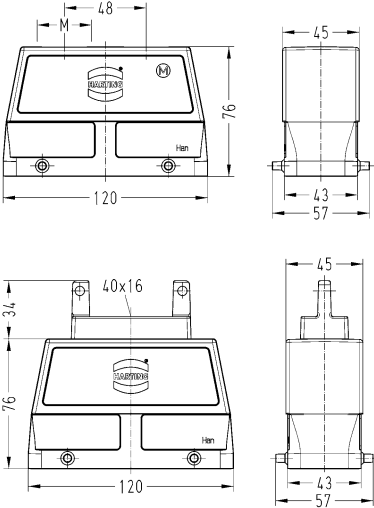

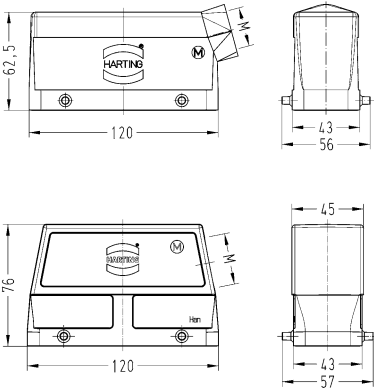



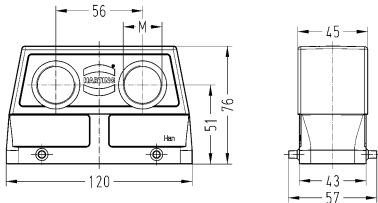

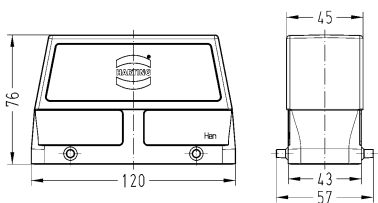

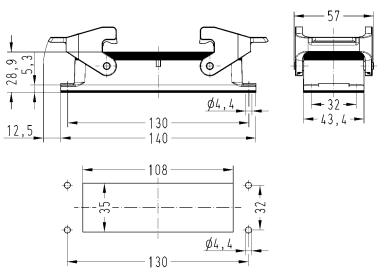

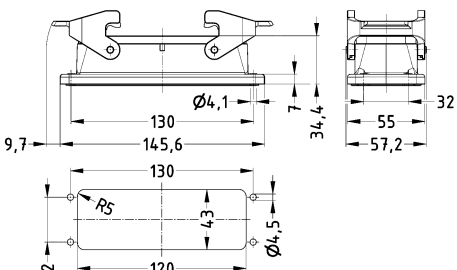

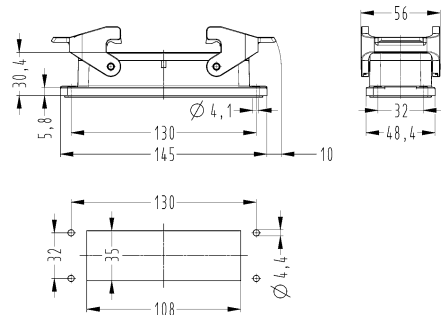
Housings


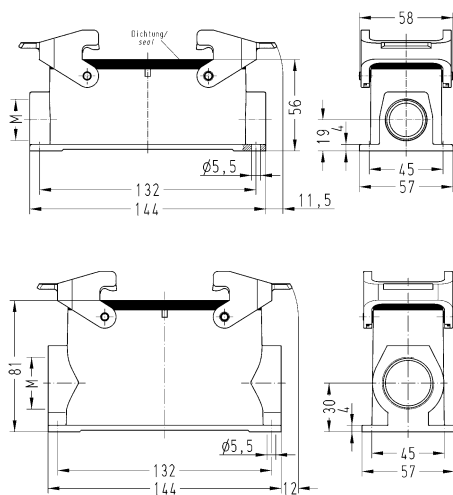

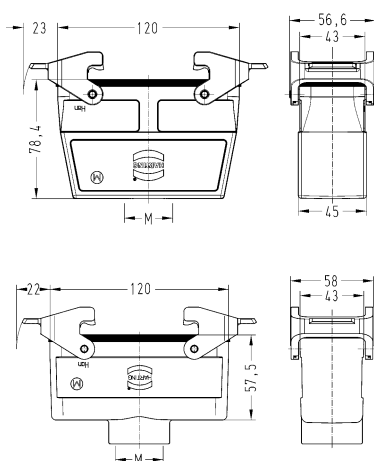

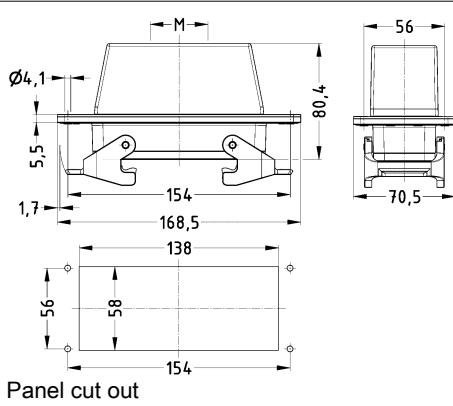

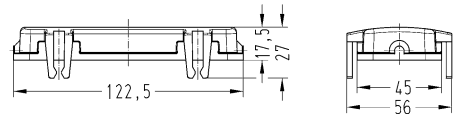
Identification	Cable entry	Part number		Drawing (dimensions in mm)
		Low construction	High construction	
Han® B, Panel feed through housing, Top entry 	1x M32 1x M40		19 30 016 1141 19 30 016 1142	 <p>Panel cut out</p>


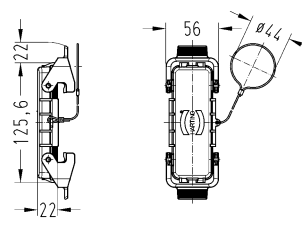

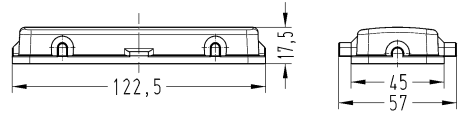

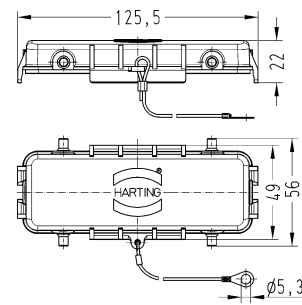

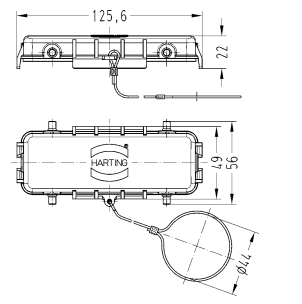
Standard hoods/housings for industrial connectors  
Double locking lever

Housings


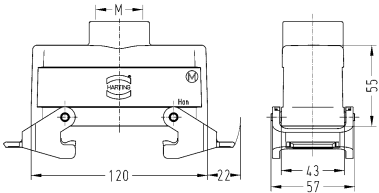
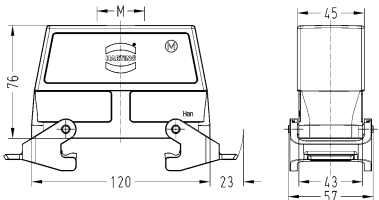

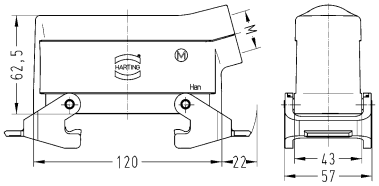
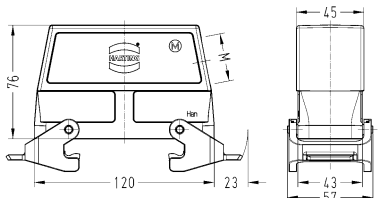

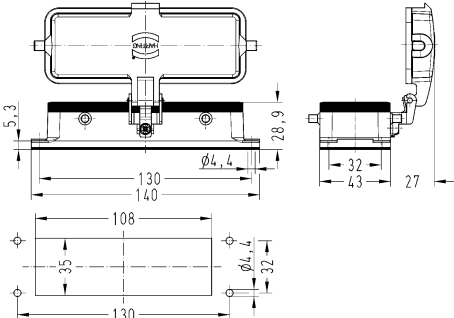
Identification	Cable entry	Part number		Drawing (dimensions in mm)
		Low construction	High construction	
Han® B, Hoods, Top entry  	1x M32 1x M40 2x M25 2x M32	19 30 024 1422	19 30 024 0427 19 30 024 0428 19 30 024 0466 19 30 024 0467	
Han® B, Hoods, Flat cable entry, Top entry  			09 30 024 4411	
Han® B, Hoods, Side entry  	1x M25 1x M32 1x M40 1x M40	19 30 024 1521 19 30 024 1522	19 30 024 0527 19 30 024 0523 19 30 024 0528	


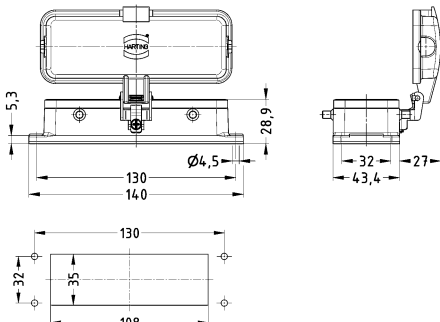


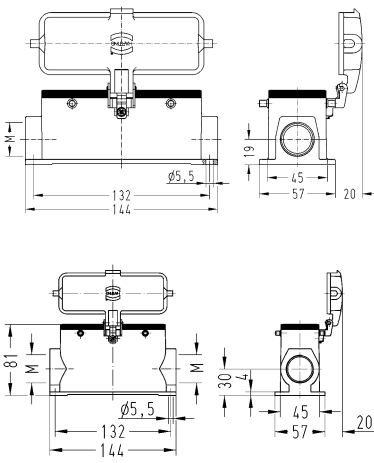

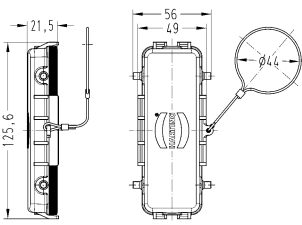
Identification	Cable entry	Part number		Drawing (dimensions in mm)
		Low construction	High construction	
Han® B, Hoods, Angled entry 	2x M25		19 30 024 0666	
Han® B, Hoods, Without cable entry 			09 30 024 0801	
Han® B, Bulkhead mounted housings, Han-Easy Lock® 		09 30 024 0301		 <p>Panel cut out</p>
Han® B, Bulkhead mounted housings, Rear mounting, Han-Easy Lock®, Pack contents: Mounting frame is included with- in the delivery 		09 30 024 0391		 <p>Panel cut out</p>
Han® B, Bulkhead mounted housings, Han-Easy Lock®, IP67 		09 30 024 1301		 <p>Panel cut out</p>

Identification	Cable entry	Part number		Drawing (dimensions in mm)
		Low construction	High construction	
Han® B, Surface mounted housing, Side entry, Han-Easy Lock® 	1x M25 1x M32 2x M25 2x M32 2x M40	19 30 024 1231 19 30 024 1271	19 30 024 0232 19 30 024 0272 19 30 024 0273	
Han® B, Cable to cable housing, Top entry, Han-Easy Lock® 	1x M32 1x M40	19 30 024 1732	19 30 024 0737 19 30 024 0738	
Han® B, Panel feed through housing, Top entry, Han-Easy Lock® 	1x M32 1x M40		19 30 024 1121 19 30 024 1122	
Han® B, Protection cover, for hoods, Thermoplastic, With board locks 		09 30 024 5401	09 30 024 5401	

Identification	Cable entry	Part number		Drawing (dimensions in mm)
		Low construction	High construction	
Han® B, Protection cover, for hoods, Metal, With fixing cord, Han-Easy Lock® 		09 30 024 5422	09 30 024 5422	
Han® B, Protection cover, for bulkhead mounted housings, for surface mounted housings, Thermoplastic 		09 30 024 5405	09 30 024 5405	
Han® B, Protection cover, for bulkhead mounted housings, for surface mounted housings, Metal, With fixing cord 		09 30 024 5425	09 30 024 5425	
Han® B, Protection cover, for cable to cable housing, Metal, With fixing cord 		09 30 024 5426	09 30 024 5426	

Standard hoods/housings for industrial connectors  
Double locking lever (on the hood)


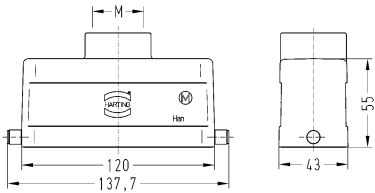
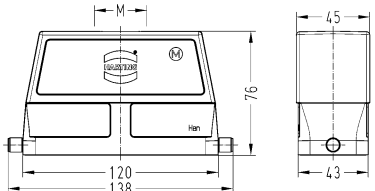

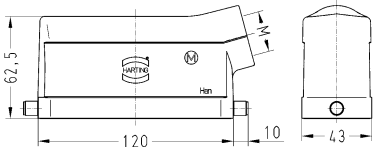
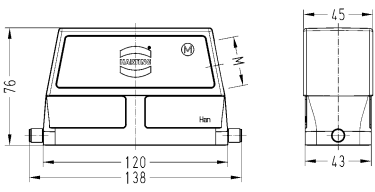

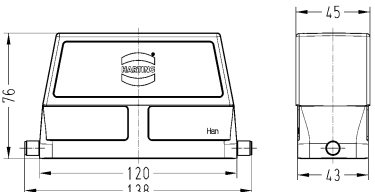
Identification	Cable entry	Part number		Drawing (dimensions in mm)
		Low construction	High construction	
Han® B, Hoods, Top entry, Han-Easy Lock® 	1x M32 1x M40	19 30 024 1432	19 30 024 0437 19 30 024 0438	 
Han® B, Hoods, Side entry, Han-Easy Lock® 	1x M25 1x M32 1x M40	19 30 024 1531	19 30 024 0537 19 30 024 0538	 
Han® B, Bulkhead mounted housings, With thermo-plastic cover 		09 30 024 0302		 <p>Panel cut out</p>


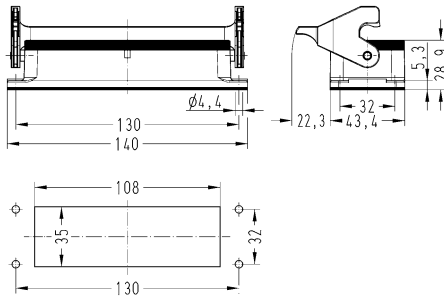

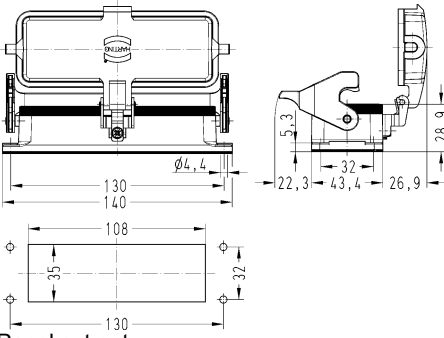

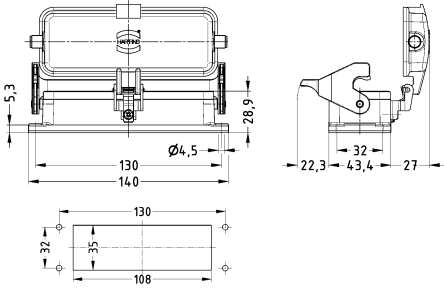

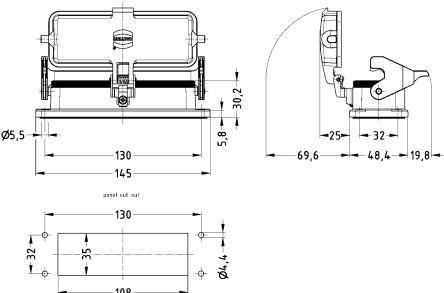
Identification	Cable entry	Part number		Drawing (dimensions in mm)
		Low construction	High construction	
Han® B, Bulkhead mounted housings, With metal cover 		09 30 024 0317		 <p>Panel cut out</p>
Han® B, Bulkhead mounted housings, With self-closing cover 		09 30 024 1314		
Han® B, Surface mounted housing, With thermo-plastic cover, Side entry 	1x M25 2x M25 2x M32	19 30 024 1226 19 30 024 1266	19 30 024 0267	
Han® B, Protection cover, for hoods, Metal, With fixing cord 		09 30 024 5442	09 30 024 5442	


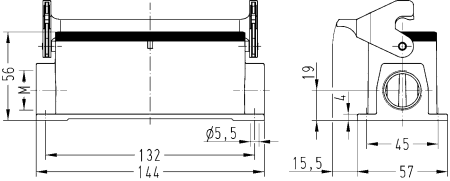
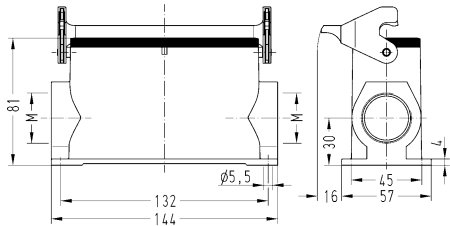
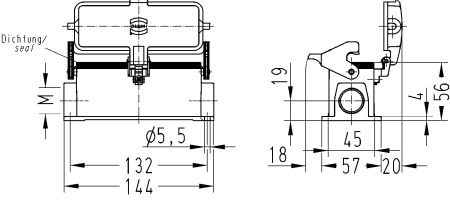
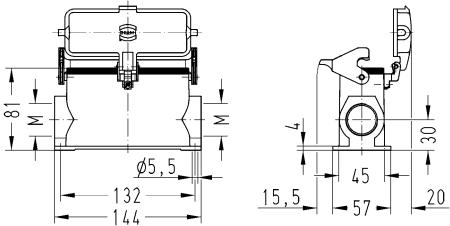
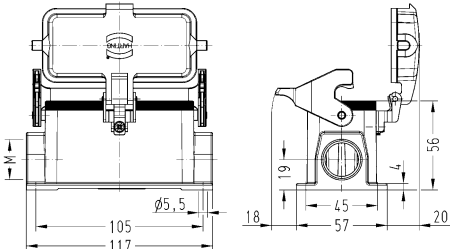

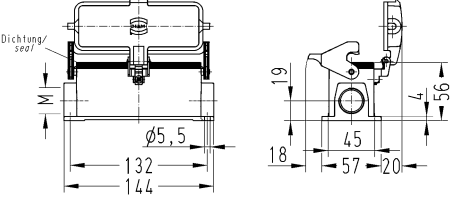
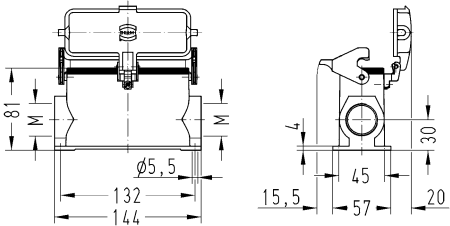
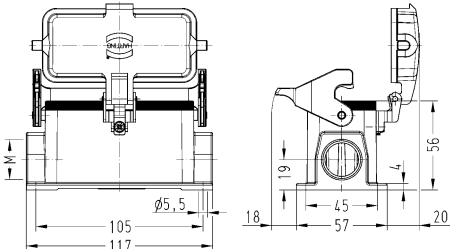

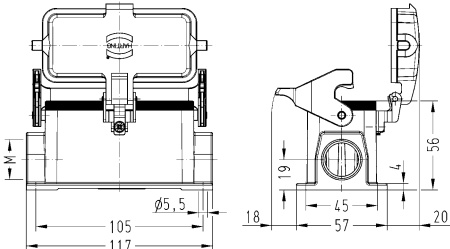



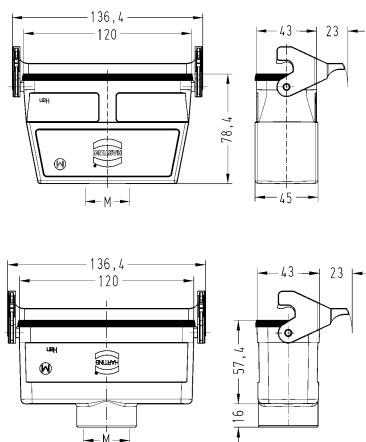

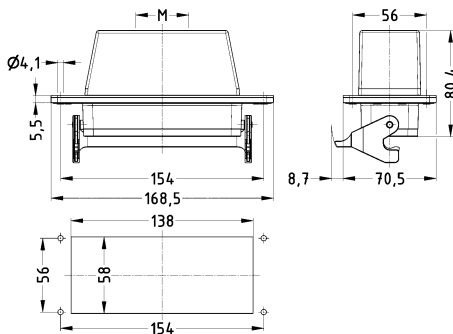

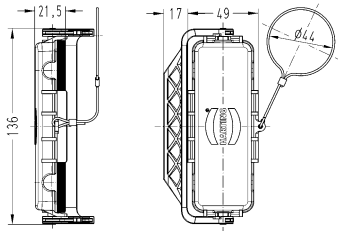

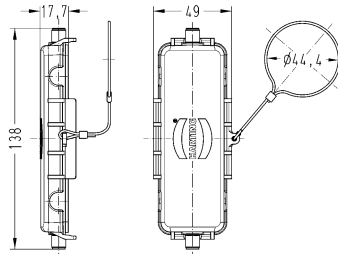
Standard hoods/housings for industrial connectors  
Single locking lever

Housings

Identification	Cable entry	Part number		Drawing (dimensions in mm)
		Low construction	High construction	
<b>Han® B, Hoods, Top entry</b> 	1x M32 1x M40 2x M25 2x M32	19 30 024 1442	19 30 024 0447 19 30 024 0448 19 30 024 0456 19 30 024 0457	 
<b>Han® B, Hoods, Side entry</b> 	1x M25 1x M32 1x M40	19 30 024 1541 19 30 024 1542	19 30 024 0547 19 30 024 0548	 
<b>Han® B, Hoods, Without cable entry</b> 			09 30 024 0803	


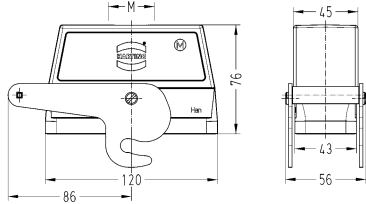

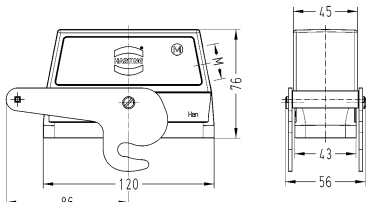

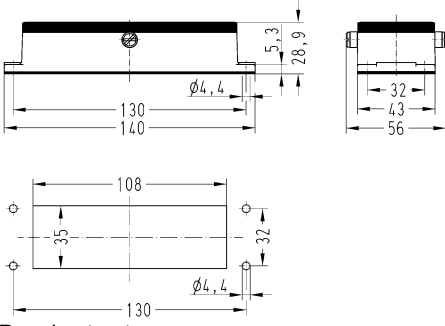

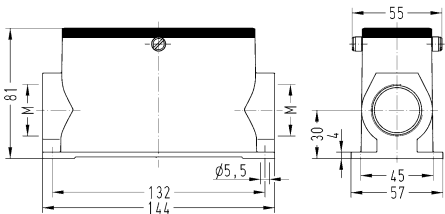
Identification	Cable entry	Part number		Drawing (dimensions in mm)
		Low construction	High construction	
Han® B, Bulkhead mounted housings, Han-Easy Lock® 		09 30 024 0307 09 30 024 1307		 <p>Panel cut out</p>
Han® B, Bulkhead mounted housings, With thermo-plastic cover, Han-Easy Lock® 		09 30 024 0304		 <p>Panel cut out</p>
Han® B, Bulkhead mounted housings, With metal cover, Han-Easy Lock® 		09 30 024 0318		 <p>Panel cut out</p>
Han® B, Bulkhead mounted housings, With self-closing cover, Han-Easy Lock® 		09 30 024 1306		 <p>Panel cut out</p>

Identification	Cable entry	Part number		Drawing (dimensions in mm)
		Low construction	High construction	
Han® B, Surface mounted housing, Side entry, Han-Easy Lock®  	1x M25 2x M25 2x M32	19 30 024 1251 19 30 024 1291	19 30 024 0292	    
Han® B, Surface mounted housing, With thermo-plastic cover, Side entry, Han-Easy Lock®  	1x M25 2x M25 2x M32	19 30 024 1256 19 30 024 1296	19 30 024 0297	  
Han® B, Surface mounted housing, With metal cover, Side entry, Han-Easy Lock®  	2x M25 2x M32	19 30 024 2296	19 30 024 7297	

Identification	Cable entry	Part number		Drawing (dimensions in mm)
		Low construction	High construction	
Han® B, Cable to cable housing, Top entry, Han-Easy Lock® 	1x M32	19 30 024 1752	19 30 024 0757	
Han® B, Panel feed through housing, Top entry, Han-Easy Lock® 	1x M32 1x M40		19 30 024 1131 19 30 024 1132	 Panel cut out
Han® B, Protection cover, for hoods, Metal, With fixing cord, Han-Easy Lock® 		09 30 024 5432	09 30 024 5432	
Han® B, Protection cover, for cable to cable housing, Metal, With fixing cord 		09 30 024 5436	09 30 024 5436	


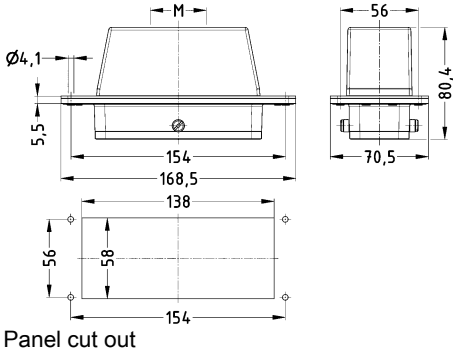
Standard hoods/housings for industrial connectors  
Central locking lever (on the hood)

Housings

Identification	Cable entry	Part number		Drawing (dimensions in mm)
		Low construction	High construction	
Han® B, Hoods, Top entry  	1x M32		19 30 024 0487	
Han® B, Hoods, Side entry  	1x M25 1x M32 1x M40		19 30 024 0586 19 30 024 0587 19 30 024 0588	
Han® B, Bulkhead mounted housings  		09 30 024 0381		 Panel cut out
Han® B, Surface mounted housing, Side entry  	2x M32		19 30 024 0282	


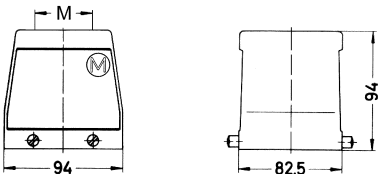

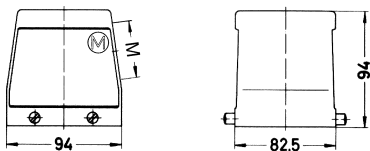

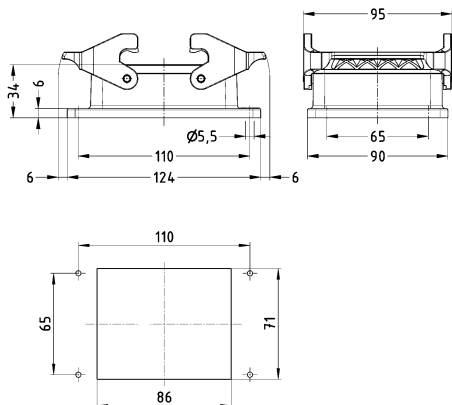

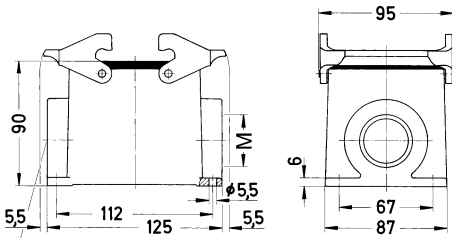



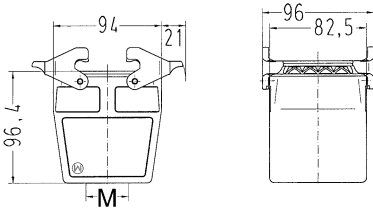

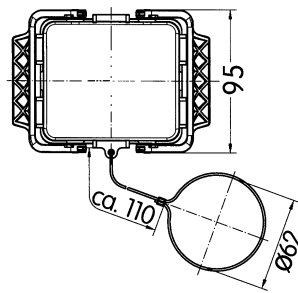

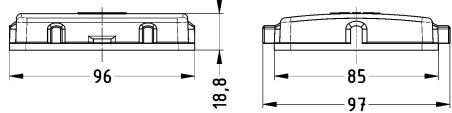

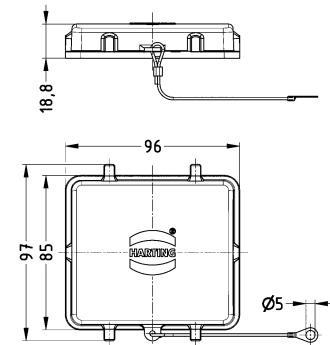

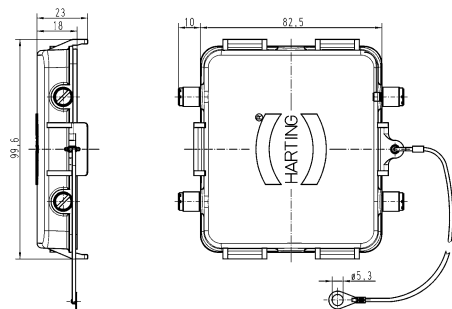
Housings

Identification	Cable entry	Part number		Drawing (dimensions in mm)
		Low construction	High construction	
Han® B, Panel feed through housing, Top entry 	1x M32 1x M40		19 30 024 1141 19 30 024 1142	 <p>Panel cut out</p>


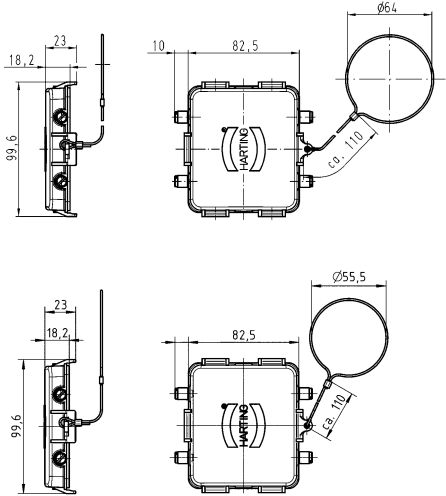
Standard hoods/housings for industrial connectors  
Double locking lever

Housings

Identification	Cable entry	Part number		Drawing (dimensions in mm)
		Low construction	High construction	
Han® B, Hoods, Top entry  	1x M32 1x M40 1x M50		19 30 032 0427 19 30 032 0428 19 30 032 0429	
Han® B, Hoods, Side entry  	1x M32 1x M40 1x M50		19 30 032 0527 19 30 032 0528 19 30 032 0529	
Han® B, Bulkhead mounted housings, Han-Easy Lock®  		09 30 032 0301		 Panel cut out
Han® B, Surface mounted housing, Side entry, Han-Easy Lock®  	1x M32 2x M32 2x M40		19 30 032 0232 19 30 032 0272 19 30 032 0273	

Identification	Cable entry	Part number		Drawing (dimensions in mm)
		Low construction	High construction	
Han® B, Cable to cable housing, Top entry, Han-Easy Lock®  	1x M40		19 30 032 0738	
Han® B, Protection cover, for hoods, Metal, With fixing cord  		09 30 032 5420	09 30 032 5420	
Han® B, Protection cover, for bulkhead mounted housings, for surface mounted housings, Thermoplastic  		09 30 032 5405	09 30 032 5405	
Han® B, Protection cover, for bulkhead mounted housings, for surface mounted housings, Thermoplastic, With fixing cord  		09 30 032 5406	09 30 032 5406	
Han® B, Protection cover, for bulkhead mounted housings, for surface mounted housings, Metal, With fixing cord  		09 30 032 5425	09 30 032 5425	


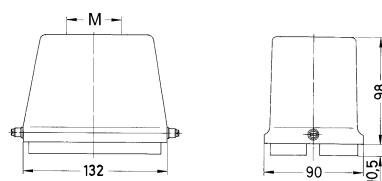

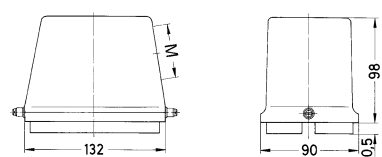

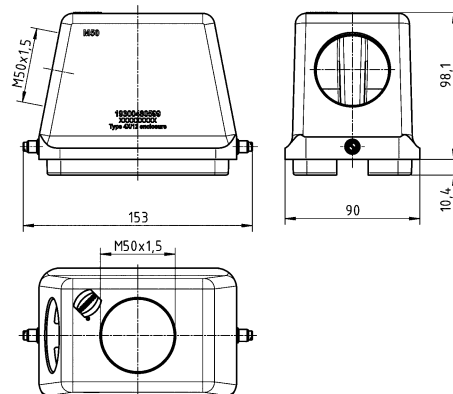

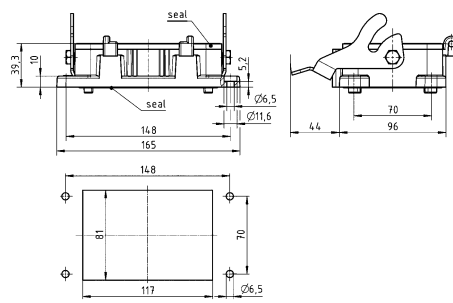



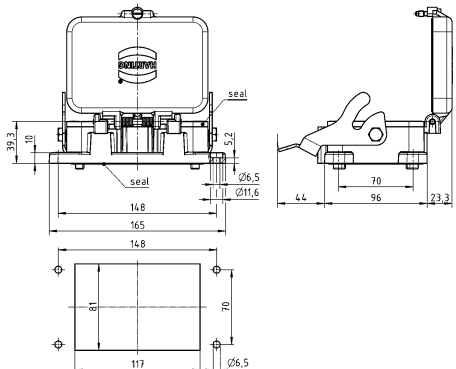

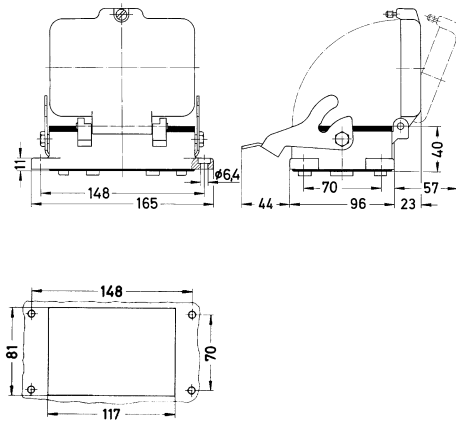

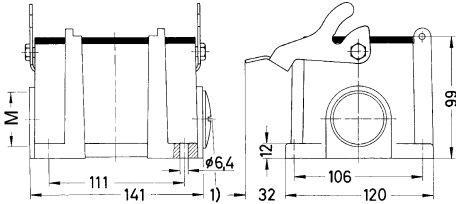

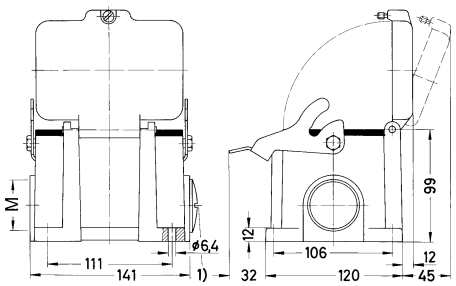
Identification	Cable entry	Part number		Drawing (dimensions in mm)	
		Low construction	High construction		
<div><div><div>Han® B, Protection cover, for cable to cable housing, Metal, With fixing cord</div><div></div></div></div>		09 30 032 5426 09 30 032 5427	09 30 032 5426 09 30 032 5427	<div></div>	

Housings

Standard hoods/housings for industrial connectors  
Single locking lever

Housings

Identification	Cable entry	Part number		Drawing (dimensions in mm)
		Low construction	High construction	
Han® B, Hoods, Top entry 	1x M40 1x M50 1x M63		19 30 048 0448 19 30 048 0449 19 30 048 0450	
Han® B, Hoods, Side entry 	1x M40 1x M50		19 30 048 0548 19 30 048 0549	
Han® B, Hoods, Top/side entry 	1x M50, 1x M50		19 30 048 0599	
Han® B, Bulkhead mounted housings 		09 30 048 0302		 Panel cut out

Identification	Cable entry	Part number		Drawing (dimensions in mm)
		Low construction	High construction	
Han® B, Bulkhead mounted housings, With thermo-plastic cover 		09 30 048 0301		 <p>Panel cut out</p>
Han® B, Bulkhead mounted housings, With metal cover 		09 30 048 0317		 <p>Panel cut out</p>
Han® B, Surface mounted housing, Side entry 	2x M32 2x M40		19 30 048 0292 19 30 048 0293	
Han® B, Surface mounted housing, With thermo-plastic cover, Side entry 	2x M40		19 30 048 0298	

## Features

- Hoods/housings for industrial applications

## Technical characteristics


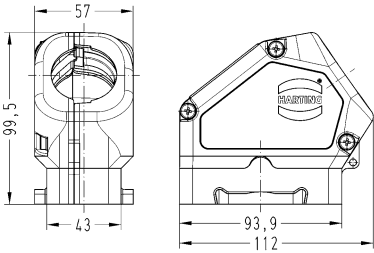

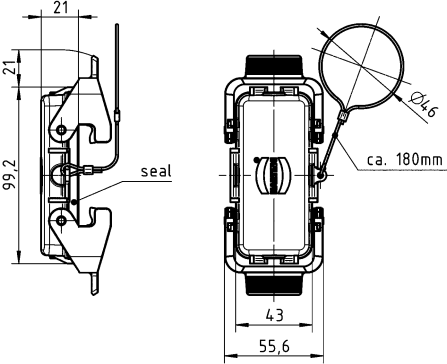
Limiting temperature	-40 ... +125 °C
Degree of protection acc. to IEC 60529	IP65
Type rating acc. to UL 50 / UL 50E	4, 4X, 12
Material (hood/housing)	Aluminium die-cast
Surface (hood/housing)	Powder-coated
Colour (hood/housing)	RAL 7037 (dust grey)
Material (seal)	NBR
Material (locking)	Polycarbonate, Stainless steel
Colour (locking)	RAL 7037 (dust grey)
RoHS	compliant

## Specifications and approvals

DNV GL

Double locking lever


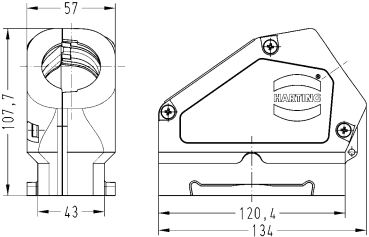

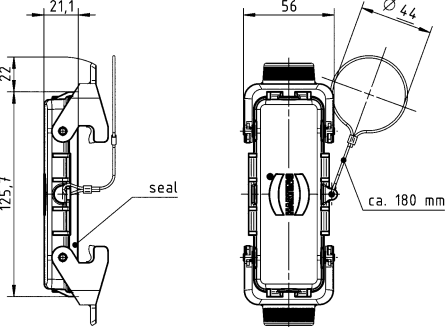
Housings

Identification	Cable entry	Cable diameter (mm)	Part number	Drawing (dimensions in mm)	
<div><div>Han® Easy Hood, Hoods, Side entry</div><div></div></div>	1x Integrated	20 ... 34	11 30 016 0520	<div></div>	
<div><div>Han® Easy Hood, Protection cover, for hoods, Metal, With fixing cord, Han-Easy Lock®</div><div></div></div>			11 30 016 5422	<div></div>	



Double locking lever

Housings

Identification	Cable entry	Cable diameter (mm)	Part number	Drawing (dimensions in mm)	
<div><div>Han® Easy Hood, Hoods, Side entry</div><div></div></div>	1x Integrated	20 ... 34	11 30 024 0520	<div></div>	
<div><div>Han® Easy Hood, Protection cover, for hoods, Metal, With fixing cord</div><div></div></div>			11 30 024 5422	<div></div>	

## Technical characteristics

Material (cable glands) Thermoplastic  
Material (accessories) Thermoplastic

## Technical characteristics

Colour (accessories) Black  
RoHS compliant

Identification	Size	Clamping range (mm)	Part number	Drawing (dimensions in mm)
Cable seal, Han® Easy Hood		20 ... 22 23 ... 25 26 ... 28 29 ... 31 32 ... 34	11 30 000 9955 11 30 000 9956 11 30 000 9957 11 30 000 9958 11 30 000 9959	
Han® Easy Hood, Thread adapter	M25 M32		11 30 000 9961 11 30 000 9962	

## Features

- Angled housing replaces the terminal box
- Compact design saves space
- The position of the terminal housing can be switched by 90°
- Compatible with standard hoods for single lever size 10 B
- Locking levers: Han-Easy Lock®
- Star and delta circuits can be realised in the female connector Han® ESS
- Suitable for standard inserts

## Technical characteristics

Limiting temperature	-40 ... +125 °C
Degree of protection acc. to IEC 60529	IP65
Type rating acc. to UL 50 / UL 50E	4, 4X, 12
Material (hood/housing)	Aluminium die-cast
Surface (hood/housing)	Uncoated, Powder-coated
Colour (hood/housing)	RAL 7037 (dust grey)
Material (seal)	NBR
Material (locking)	Polycarbonate, Stainless steel
Colour (locking)	RAL 7037 (dust grey)
Material flammability class acc. to UL 94 (locking levers)	V-0
RoHS	compliant

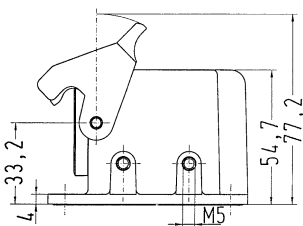
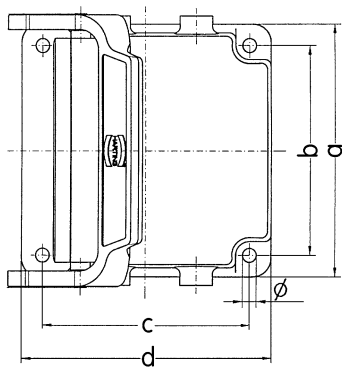
## Specifications and approvals

DNV GL



Single locking lever

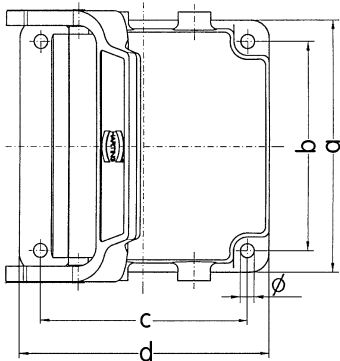
Housings

Identification	Part number	Drawing (dimensions in mm)																																																																																										
Han-Drive®, Housing for motor applications, Han-Easy Lock®	09 30 410 0901 09 30 410 0909 09 30 410 0921																																																																																											
Han-Drive®, Housing for motor applications, With thermo-plastic cover, Han-Easy Lock®	09 30 410 0951 09 30 410 0960 09 30 410 0970 09 30 410 0971 09 30 410 0974 09 30 410 0983																																																																																											
Han-Drive®, Housing for motor applications, Powder-coated, Han-Easy Lock®	09 30 010 0901 09 30 010 0902																																																																																											
Han-Drive®, Housing for motor applications, Powder-coated, With thermo-plastic cover, Han-Easy Lock®	09 30 010 0961	<table><tr><th></th><th>a</th><th>b</th><th>c</th><th>d</th><th>Ø</th></tr><tr><td>09 30 010 0901</td><td>82</td><td>68</td><td>68</td><td>82</td><td>4,5</td></tr><tr><td>09 30 010 0902</td><td>98</td><td></td><td></td><td>98</td><td></td></tr><tr><td>09 30 010 0961</td><td>82</td><td>70</td><td>70</td><td>82</td><td></td></tr><tr><td>09 30 410 0901</td><td>82</td><td>68</td><td>68</td><td>82</td><td>4,5</td></tr><tr><td>09 30 410 0909</td><td>98</td><td></td><td></td><td>98</td><td></td></tr><tr><td>09 30 410 0921</td><td>85</td><td>73</td><td>73</td><td>85</td><td></td></tr><tr><td>09 30 410 0951</td><td>82</td><td>68</td><td>68</td><td>82</td><td>4,5</td></tr><tr><td>09 30 410 0960</td><td>98</td><td>70</td><td>70</td><td>98</td><td>4,3</td></tr><tr><td>09 30 410 0970</td><td>92</td><td>77</td><td>77</td><td>92</td><td>4,3</td></tr><tr><td>09 30 410 0971</td><td>85</td><td>73</td><td>73</td><td>85</td><td>5,5</td></tr><tr><td>09 30 410 0974</td><td>92</td><td>70</td><td>70</td><td>92</td><td>4,3</td></tr><tr><td>09 30 410 0983</td><td>92</td><td>80</td><td>80</td><td>92</td><td>5,1</td></tr><tr><td>09 62 810 0901</td><td>82</td><td>68</td><td>68</td><td>82</td><td>4,5</td></tr><tr><td>09 62 810 0974</td><td>92</td><td>70</td><td>70</td><td>92</td><td>4,1</td></tr></table>		a	b	c	d	Ø	09 30 010 0901	82	68	68	82	4,5	09 30 010 0902	98			98		09 30 010 0961	82	70	70	82		09 30 410 0901	82	68	68	82	4,5	09 30 410 0909	98			98		09 30 410 0921	85	73	73	85		09 30 410 0951	82	68	68	82	4,5	09 30 410 0960	98	70	70	98	4,3	09 30 410 0970	92	77	77	92	4,3	09 30 410 0971	85	73	73	85	5,5	09 30 410 0974	92	70	70	92	4,3	09 30 410 0983	92	80	80	92	5,1	09 62 810 0901	82	68	68	82	4,5	09 62 810 0974	92	70	70	92	4,1
	a	b	c	d	Ø																																																																																							
09 30 010 0901	82	68	68	82	4,5																																																																																							
09 30 010 0902	98			98																																																																																								
09 30 010 0961	82	70	70	82																																																																																								
09 30 410 0901	82	68	68	82	4,5																																																																																							
09 30 410 0909	98			98																																																																																								
09 30 410 0921	85	73	73	85																																																																																								
09 30 410 0951	82	68	68	82	4,5																																																																																							
09 30 410 0960	98	70	70	98	4,3																																																																																							
09 30 410 0970	92	77	77	92	4,3																																																																																							
09 30 410 0971	85	73	73	85	5,5																																																																																							
09 30 410 0974	92	70	70	92	4,3																																																																																							
09 30 410 0983	92	80	80	92	5,1																																																																																							
09 62 810 0901	82	68	68	82	4,5																																																																																							
09 62 810 0974	92	70	70	92	4,1																																																																																							



Single locking lever

Housings

Identification	Part number	Drawing (dimensions in mm)																																																																																										
Han-Drive®, Housing for motor applications, EMC version, Han-Easy Lock®	09 62 810 0901																																																																																											
Han-Drive®, Housing for motor applications, EMC version, With thermo-plastic cover, Han-Easy Lock®	09 62 810 0974	<table><tr><th></th><th>a</th><th>b</th><th>c</th><th>d</th><th>Ø</th></tr><tr><td>09 30 010 0901</td><td>82</td><td>68</td><td>68</td><td>82</td><td>4,5</td></tr><tr><td>09 30 010 0902</td><td>98</td><td></td><td></td><td>98</td><td></td></tr><tr><td>09 30 010 0961</td><td>82</td><td>70</td><td>70</td><td>82</td><td></td></tr><tr><td>09 30 410 0901</td><td>82</td><td>68</td><td>68</td><td>82</td><td>4,5</td></tr><tr><td>09 30 410 0909</td><td>98</td><td></td><td></td><td>98</td><td></td></tr><tr><td>09 30 410 0921</td><td>85</td><td>73</td><td>73</td><td>85</td><td></td></tr><tr><td>09 30 410 0951</td><td>82</td><td>68</td><td>68</td><td>82</td><td>4,5</td></tr><tr><td>09 30 410 0960</td><td>98</td><td>70</td><td>70</td><td>98</td><td>4,3</td></tr><tr><td>09 30 410 0970</td><td>92</td><td>77</td><td>77</td><td>92</td><td>4,3</td></tr><tr><td>09 30 410 0971</td><td>85</td><td>73</td><td>73</td><td>85</td><td>5,5</td></tr><tr><td>09 30 410 0974</td><td>92</td><td>70</td><td>70</td><td>92</td><td>4,3</td></tr><tr><td>09 30 410 0983</td><td>92</td><td>80</td><td>80</td><td>92</td><td>5,1</td></tr><tr><td>09 62 810 0901</td><td>82</td><td>68</td><td>68</td><td>82</td><td>4,5</td></tr><tr><td>09 62 810 0974</td><td>92</td><td>70</td><td>70</td><td>92</td><td>4,1</td></tr></table>		a	b	c	d	Ø	09 30 010 0901	82	68	68	82	4,5	09 30 010 0902	98			98		09 30 010 0961	82	70	70	82		09 30 410 0901	82	68	68	82	4,5	09 30 410 0909	98			98		09 30 410 0921	85	73	73	85		09 30 410 0951	82	68	68	82	4,5	09 30 410 0960	98	70	70	98	4,3	09 30 410 0970	92	77	77	92	4,3	09 30 410 0971	85	73	73	85	5,5	09 30 410 0974	92	70	70	92	4,3	09 30 410 0983	92	80	80	92	5,1	09 62 810 0901	82	68	68	82	4,5	09 62 810 0974	92	70	70	92	4,1
	a	b	c	d	Ø																																																																																							
09 30 010 0901	82	68	68	82	4,5																																																																																							
09 30 010 0902	98			98																																																																																								
09 30 010 0961	82	70	70	82																																																																																								
09 30 410 0901	82	68	68	82	4,5																																																																																							
09 30 410 0909	98			98																																																																																								
09 30 410 0921	85	73	73	85																																																																																								
09 30 410 0951	82	68	68	82	4,5																																																																																							
09 30 410 0960	98	70	70	98	4,3																																																																																							
09 30 410 0970	92	77	77	92	4,3																																																																																							
09 30 410 0971	85	73	73	85	5,5																																																																																							
09 30 410 0974	92	70	70	92	4,3																																																																																							
09 30 410 0983	92	80	80	92	5,1																																																																																							
09 62 810 0901	82	68	68	82	4,5																																																																																							
09 62 810 0974	92	70	70	92	4,1																																																																																							

## Features

- Hoods/housings for rough environments
- Metal hoods and housings with excellent corrosion resistance
- Corrosion resistance ASTM B117-09 (500 h)
- Locking lever made of high-quality stainless steel

## Technical characteristics

Limiting temperature	-40 ... +125 °C
Degree of protection acc. to IEC 60529	IP44, IP65 / IP67, with seal screw 09 20 000 9918
Material (hood/housing)	Zinc die-cast
Surface (hood/housing)	Powder-coated
Colour (hood/housing)	RAL 9005 (jet black)
Material (seal)	FPM
Material (locking)	Stainless steel
RoHS	compliant, compliant with exemption
RoHS exemptions	<b>6c:</b> Copper alloy containing up to 4 % lead by weight


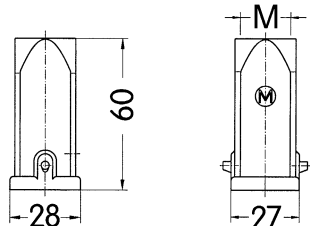

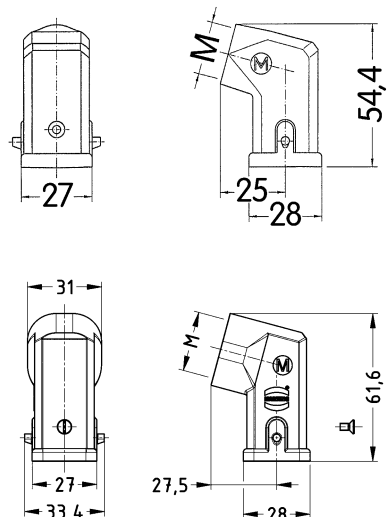

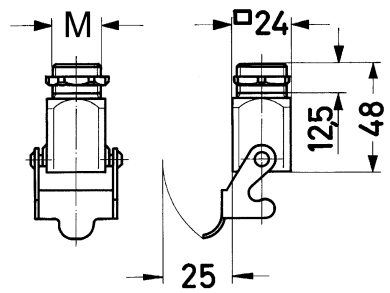
## Specifications and approvals


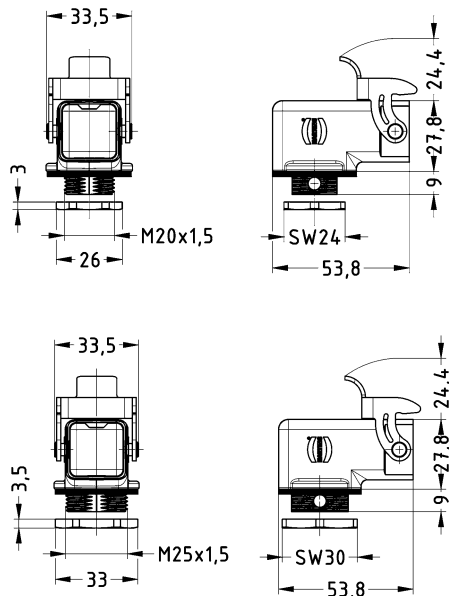

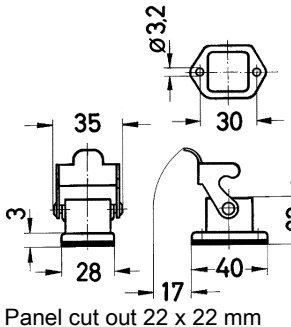

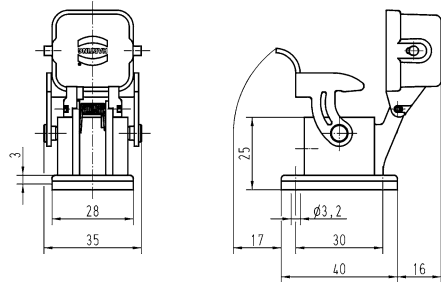

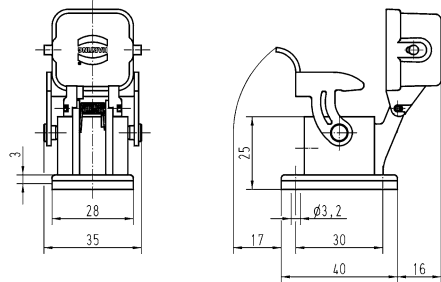
DNV GL


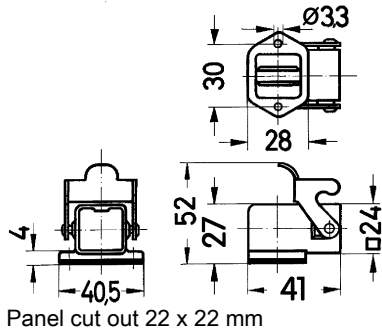

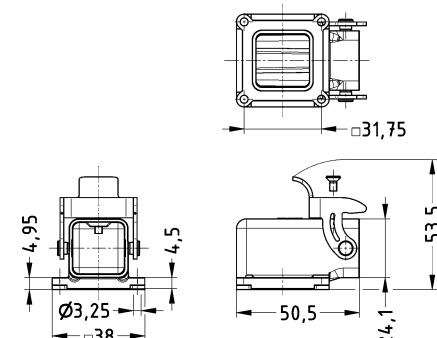

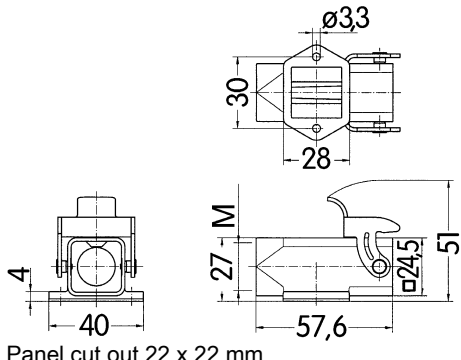

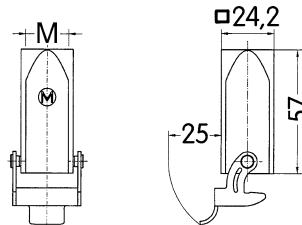
Housings


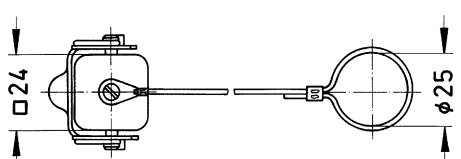

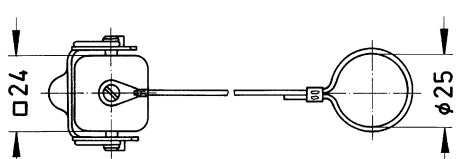

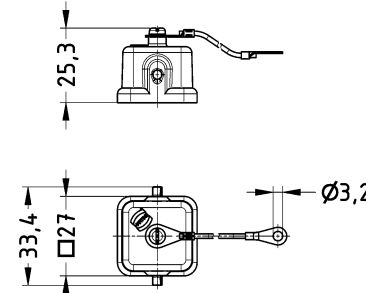

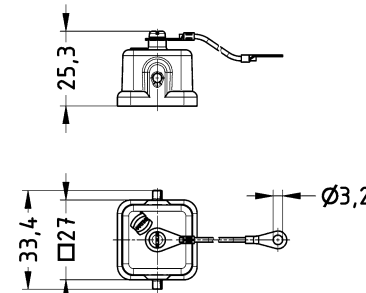
Hoods/housings for rough environments  
Single locking lever

Housings

Identification	Cable entry	Part number	Drawing (dimensions in mm)
<p>Han® M, Hoods, Top entry</p> 	<p>1x M20 1x M25</p>	<p>19 37 003 1440 19 37 003 1445</p>	
<p>Han® M, Hoods, Side entry</p> 	<p>1x M20 1x M25</p>	<p>19 37 003 1640 19 37 003 1645</p>	
<p>Han® M, Screw mounted housings</p> 	<p>1x M20</p>	<p>19 37 003 1150</p>	

Identification	Cable entry	Part number	Drawing (dimensions in mm)
<p>Han® M, Screw mounted housings, Angled</p> 	<p>1x M20 1x M25</p>	<p>19 37 003 1160 19 37 003 1165</p>	
<p>Han® M, Bulkhead mounted housings, Straight</p> 		<p>09 37 003 0301</p>	
<p>Han® M, Bulkhead mounted housings, Straight, With metal cover, With seal</p> 		<p>09 37 003 0305</p>	
<p>for male inserts</p>			
<p>Han® M, Bulkhead mounted housings, Straight, With metal cover, With seal</p> 		<p>09 37 003 0306</p>	
<p>for female inserts</p>			

Identification	Cable entry	Part number	Drawing (dimensions in mm)
Han® M, Bulkhead mounted housings, Angled 		09 37 003 0801	
Han® M, Bulkhead mounted housings, Angled, Square mounting flange 		09 37 003 0811	
Han® M, Surface mounted housing, Top entry 	1x M20	19 37 003 1250	
Han® M, Cable to cable housing, Top entry 	1x M20 1x M25	19 37 003 1750 19 37 003 1755	

Identification	Cable entry	Part number	Drawing (dimensions in mm)
Han® M, Protection cover, for hoods, Metal, With fixing cord   for mounted female insert		09 37 003 5401	
Han® M, Protection cover, for hoods, Metal, With fixing cord   for mounted male insert		09 37 003 5402	
Han® M, Protection cover, for bulkhead mounted housings, for surface mounted housings, for cable to cable housing, Metal, With fixing cord   for mounted female insert		09 37 003 5405	
Han® M, Protection cover, for bulkhead mounted housings, for surface mounted housings, for cable to cable housing, Metal, With fixing cord   for mounted male insert		09 37 003 5406	

## Features

- Hoods/housings for rough environments
- Metal hoods and housings with excellent corrosion resistance
- Corrosion resistance ASTM B117-09 (500 h)
- Locking lever made of high-quality stainless steel

## Technical characteristics

Limiting temperature	-40 ... +125 °C
Degree of protection acc. to IEC 60529	IP65, IP66
Type rating acc. to UL 50 / UL 50E	4, 4X, 12
Material (hood/housing)	Aluminium die-cast
Surface (hood/housing)	Powder-coated
Colour (hood/housing)	RAL 9005 (jet black)
Material (seal)	FPM
Material (locking)	Stainless steel, Polycarbonate
Colour (locking)	RAL 7037 (dust grey)
Material (accessories)	Polyamide, Stainless steel
Material flammability class acc. to UL 94 (locking levers)	V-0
RoHS	compliant


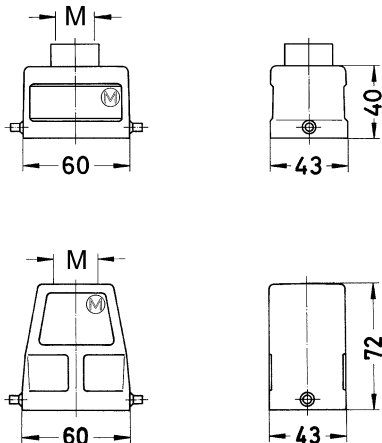

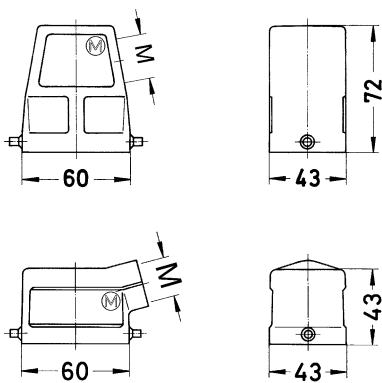

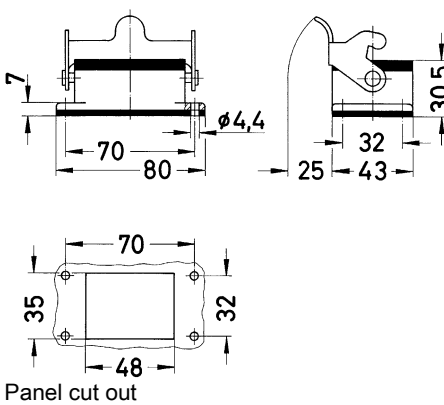
## Specifications and approvals


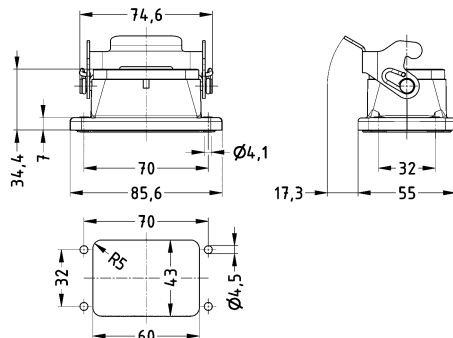

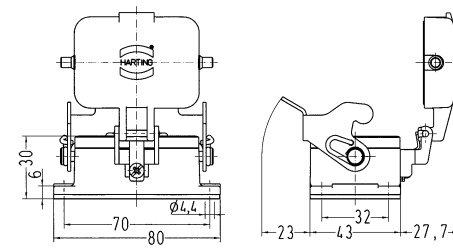

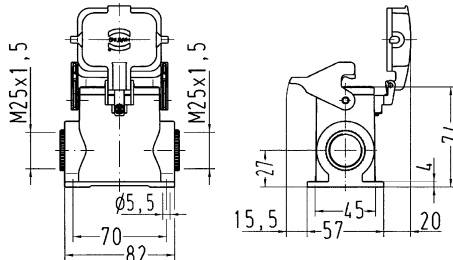

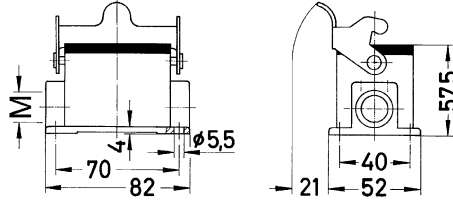

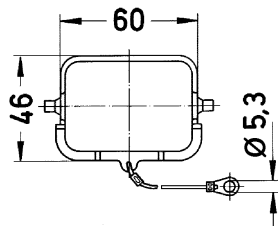
UL 1977 ECBT2.E235076  
CSA-C22.2 No. 182.3 ECBT8.E235076  
DNV GL



Hoods/housings for rough environments  
Single locking lever

Housings


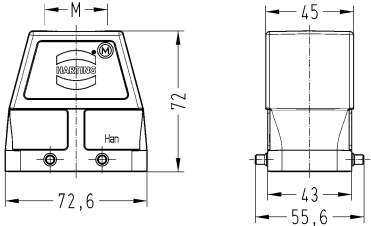

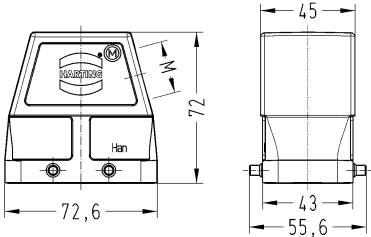

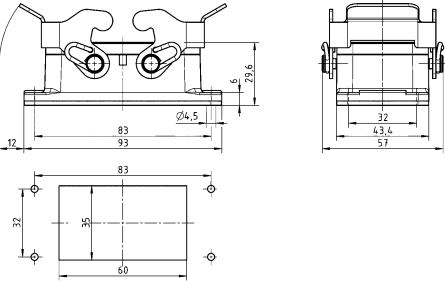

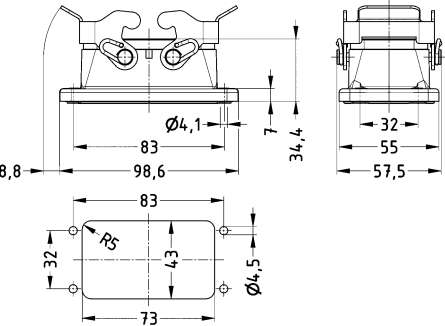
Identification	Cable entry	Part number		Drawing (dimensions in mm)
		Low construction	High construction	
Han® M, Hoods, Top entry 	1x M20 1x M25 1x M32	19 37 006 1440	19 37 006 0445 19 37 006 0446 19 37 006 0447	
Han® M, Hoods, Side entry 	1x M20 1x M25	19 37 006 1540	19 37 006 0545 19 37 006 0546	
Han® M, Bulkhead mounted housings 		09 37 006 0301		 <p>Panel cut out</p>


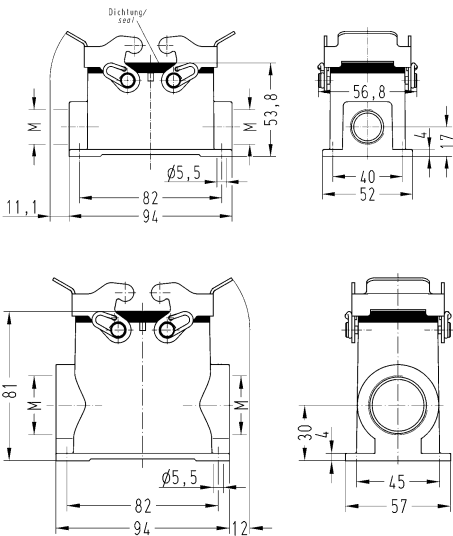

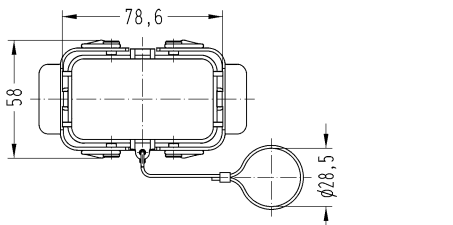

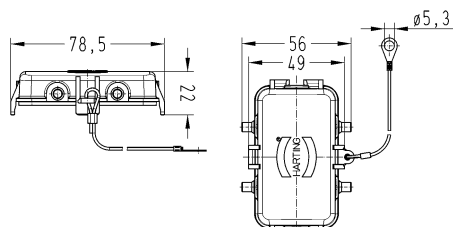
Identification	Cable entry	Part number		Drawing (dimensions in mm)
		Low construction	High construction	
Han® M, Bulkhead mounted housings, Rear mounting, Pack contents: Mounting frame is included with- in the delivery 		09 37 006 0391		 <p>Panel cut out</p>
Han® M, Bulkhead mounted housings, With metal cover 		09 37 006 0318		
Han® M, Surface mounted housing, With thermo-plastic cover, Side entry, Han-Easy Lock® 	2x M25		19 37 006 0296	
Han® M, Surface mounted housing, Side entry 	2x M20	19 37 006 1290		
Han® M, Protection cover, for bulkhead mounted housings, for surface mounted housings, Metal 		09 37 006 5405	09 37 006 5405	

## Housings

Hoods/housings for rough environments  
Double locking lever

Housings


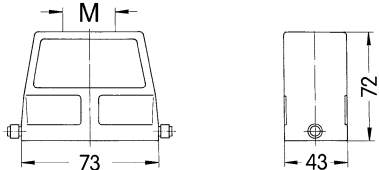

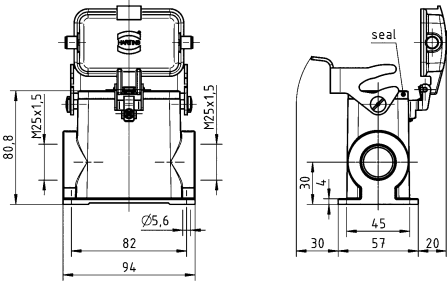
Identification	Cable entry	Part number		Drawing (dimensions in mm)
		Low construction	High construction	
Han® M, Hoods, Top entry 	1x M20 1x M25 1x M32 2x M20	19 37 010 1420	19 37 010 0426 19 37 010 0427 19 37 010 0465	
Han® M, Hoods, Side entry 	1x M20 1x M25 1x M32 1x M40	19 37 010 1520	19 37 010 0526 19 37 010 0527 19 37 010 0528	
Han® M, Bulkhead mounted housings 		09 37 010 0301		 <p>Panel cut out</p>
Han® M, Bulkhead mounted housings, Rear mounting, Pack contents: Mounting frame is included with- in the delivery 		09 37 010 0391		 <p>Panel cut out</p>

Identification	Cable entry	Part number		Drawing (dimensions in mm)
		Low construction	High construction	
<b>Han® M,</b> Surface mounted housing, Side entry  	2x M20 2x M32	19 37 010 1270	19 37 010 0272	
<b>Han® M,</b> Protection cover, for hoods, Metal, With fixing cord  		09 37 010 5403	09 37 010 5403	
<b>Han® M,</b> Protection cover, for bulkhead mounted housings, for surface mounted housings, for cable to cable housing, Metal, With fixing cord  		09 37 010 5405	09 37 010 5405	




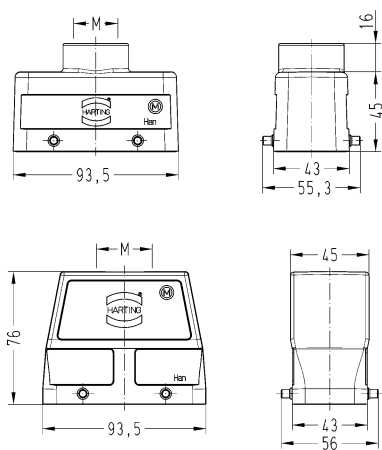

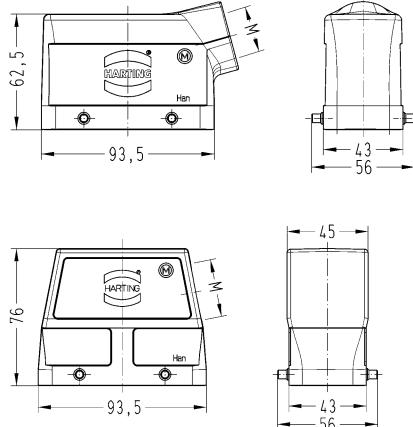

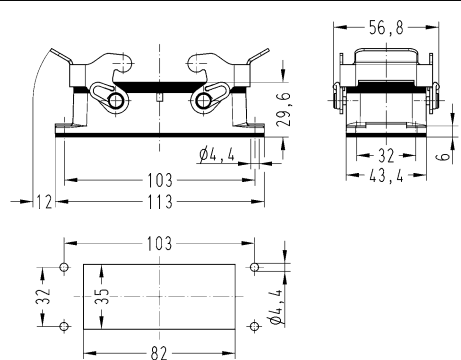
Hoods/housings for rough environments  
Single locking lever


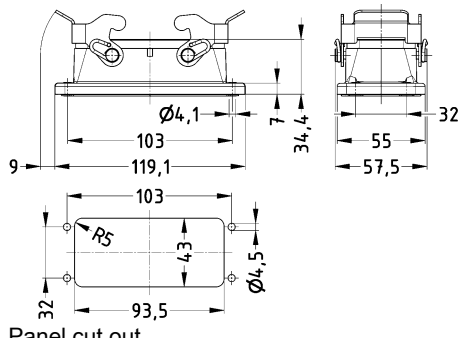

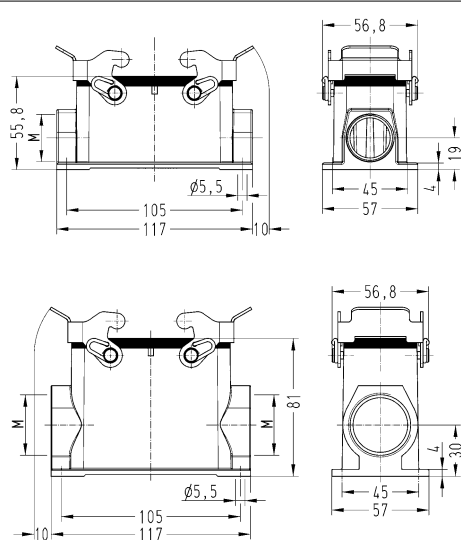

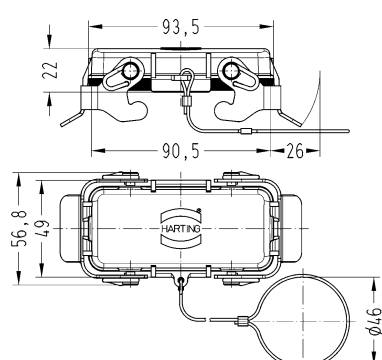

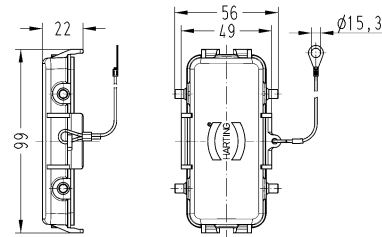
Housings

Identification	Cable entry	Part number High construction	Drawing (dimensions in mm)
Han® M, Hoods, Top entry 	1x M32	19 37 010 0447	
Han® M, Surface mounted housing, Side entry 	2x M25	19 37 010 0296	

Hoods/housings for rough environments  
Double locking lever

Housings


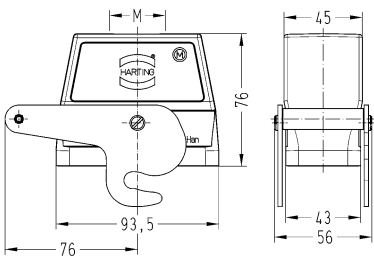

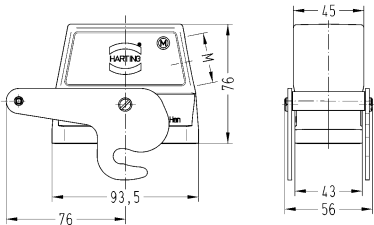

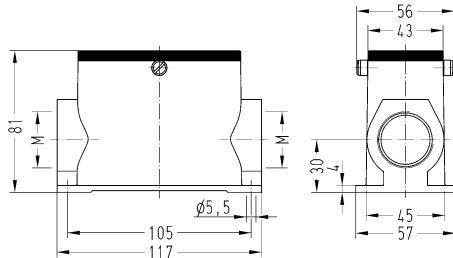
Identification	Cable entry	Part number		Drawing (dimensions in mm)
		Low construction	High construction	
<b>Han® M, Hoods, Top entry</b> 	1x M25 1x M32 1x M40	19 37 016 1421	19 37 016 0427 19 37 016 0428	
<b>Han® M, Hoods, Side entry</b> 	1x M25 1x M32 1x M40	19 37 016 1521	19 37 016 0527 19 37 016 0528	
<b>Han® M, Bulkhead mounted housings</b> 		09 37 016 0301		 <p>Panel cut out</p>

Identification	Cable entry	Part number		Drawing (dimensions in mm)
		Low construction	High construction	
Han® M, Bulkhead mounted housings, Rear mounting, Pack contents: Mounting frame is included with- in the delivery 		09 37 016 0391		 <p>Panel cut out</p>
Han® M, Surface mounted housing, Side entry 	1x M25 2x M32 2x M40	19 37 016 1231	19 37 016 0272 19 37 016 0273	
Han® M, Protection cover, for hoods, Metal, With fixing cord 		09 37 016 5402	09 37 016 5402	
Han® M, Protection cover, for bulkhead mounted housings, for surface mounted housings, for cable to cable housing, Metal, With fixing cord 		09 37 016 5405	09 37 016 5405	




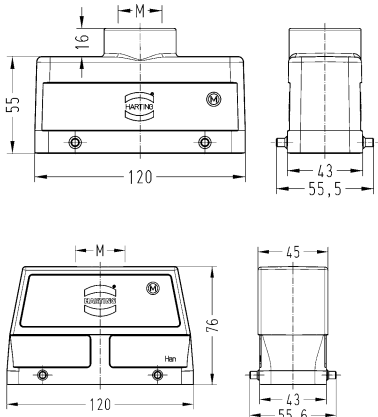

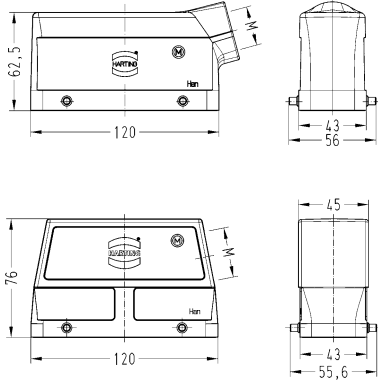

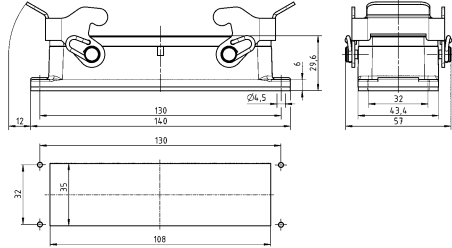
Hoods/housings for rough environments  
Central locking lever (on the hood)


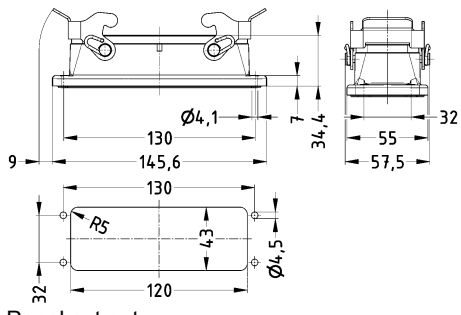

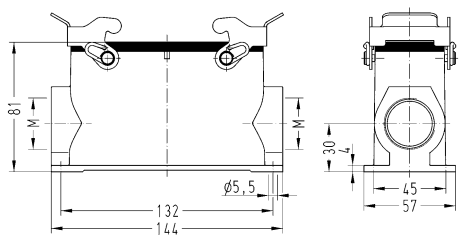

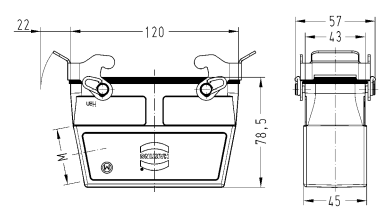

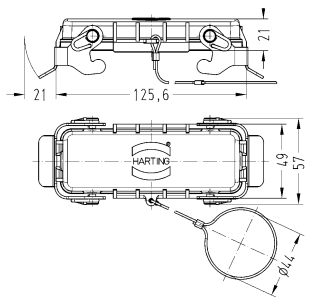

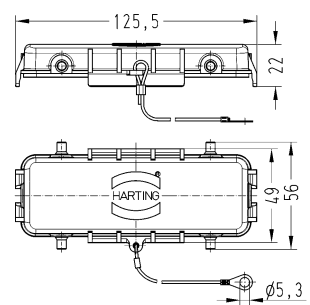
Housings

Identification	Cable entry	Part number High construction	Drawing (dimensions in mm)
Han® M, Hoods, Top entry 	1x M32	19 37 016 0487	
Han® M, Hoods, Side entry 	1x M32	19 37 016 0587	
Han® M, Surface mounted housing, Side entry 	2x M32	19 37 016 0282	

Hoods/housings for rough environments  
Double locking lever


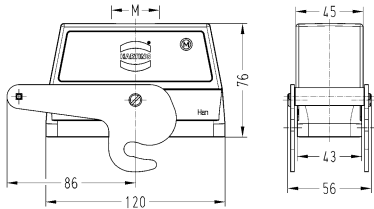

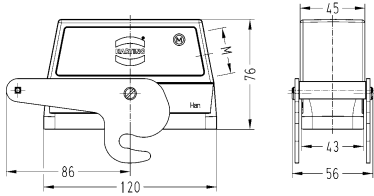

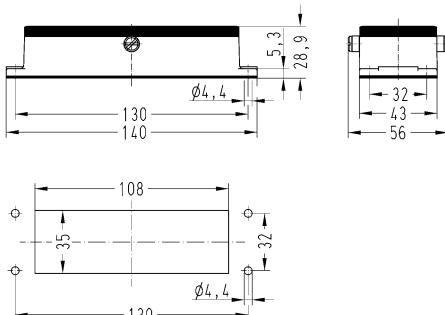

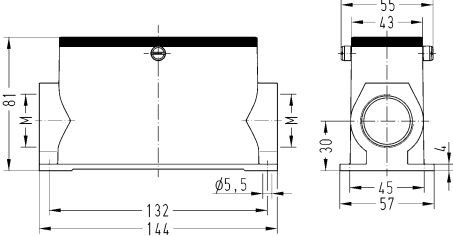
Housings

Identification	Cable entry	Part number		Drawing (dimensions in mm)
		Low construction	High construction	
Han® M, Hoods, Top entry 	1x M25 1x M32 1x M40 2x M25 2x M32	19 37 024 1421	19 37 024 0427 19 37 024 0428 19 37 024 0466 19 37 024 0467	
Han® M, Hoods, Side entry 	1x M25 1x M32 1x M40	19 37 024 1521	19 37 024 0527 19 37 024 0528	
Han® M, Bulkhead mounted housings 		09 37 024 0301		 <p>Panel cut out</p>

Identification	Cable entry	Part number		Drawing (dimensions in mm)
		Low construction	High construction	
<p>Han® M, Bulkhead mounted housings, Rear mounting, Pack contents: Mounting frame is included with- in the delivery</p> 		09 37 024 0391		 <p>Panel cut out</p>
<p>Han® M, Surface mounted housing, Side entry</p> 	2x M32 2x M40		19 37 024 0272 19 37 024 0273	
<p>Han® M, Cable to cable housing, Side entry</p> 	1x M40		19 37 024 0733	
<p>Han® M, Protection cover, for hoods, Metal, With fixing cord</p> 		09 37 024 5402	09 37 024 5402	
<p>Han® M, Protection cover, for bulkhead mounted housings, for surface mounted housings, for cable to cable housing, Metal, With fixing cord</p> 		09 37 024 5405	09 37 024 5405	


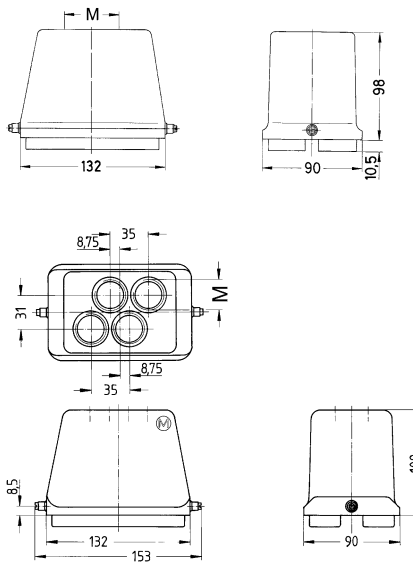

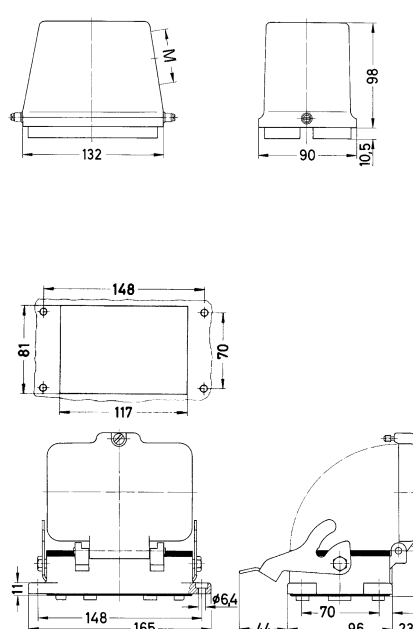

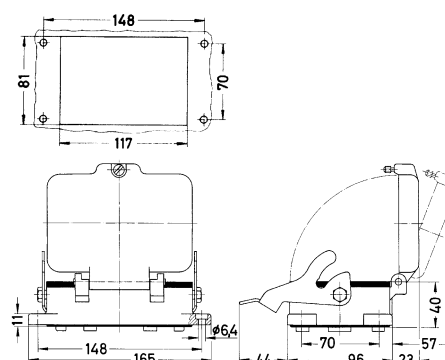
Hoods/housings for rough environments  
Central locking lever (on the hood)

Housings

Identification	Cable entry	Part number		Drawing (dimensions in mm)
		Low construction	High construction	
Han® M, Hoods, Top entry 	1x M32		19 37 024 0487	
Han® M, Hoods, Side entry 	1x M32		19 37 024 0587	
Han® M, Bulkhead mounted housings 		09 37 024 0381		 Panel cut out
Han® M, Surface mounted housing, Side entry 	2x M32		19 37 024 0282	


Hoods/housings for rough environments  
Single locking lever

Housings

Identification	Cable entry	Part number		Drawing (dimensions in mm)
		Low construction	High construction	
Han® M, Hoods, Top entry  	1x M40 1x M50 4x M25		19 37 048 0448 19 37 048 0449 19 37 048 0401	
Han® M, Hoods, Side entry  	1x M40 1x M50		19 37 048 0548 19 37 048 0549	
Han® M, Bulkhead mounted housings, With thermo-plastic cover  		09 37 048 0301		



Housings

Identification	Cable entry	Part number		Drawing (dimensions in mm)
		Low construction	High construction	
<div><div><div>Han® M, Surface mounted housing, With metal cover, Side entry, Pack contents: Blind way for one cable entry</div><div></div></div></div>	2x M50		19 37 048 0299	

## Features

- Hoods/Housings for higher EMC requirements
- Continuous shield connection using conductive surface and conductive seal
- Metal hoods / housings with high shielding efficiency
- Field of application: for sensitive interconnections that have to be shielded against electrical, magnetic or electro-magnetic interferences
- Distinguishing feature: Electrically conductive surface, internal seal

## Technical characteristics


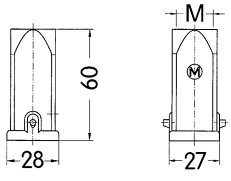

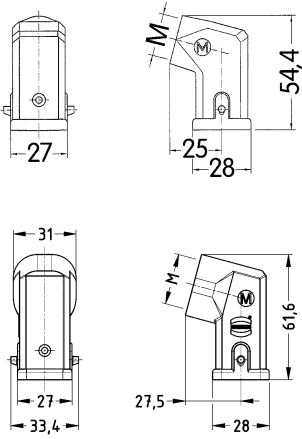

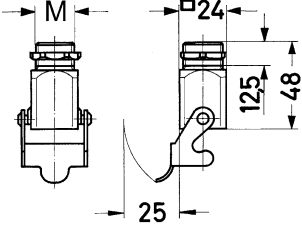
Limiting temperature	-40 ... +125 °C
Degree of protection acc. to IEC 60529	IP44, IP65 / IP67, with seal screw 09 20 000 9918
Type rating acc. to UL 50 / UL 50E	12
Material (hood/housing)	Zinc die-cast
Surface (hood/housing)	Uncoated
Colour (hood/housing)	Unpainted
Material (seal)	PTFE, NBR
Material (locking)	Steel
Surface (locking)	Zinc plated
RoHS	compliant, compliant with exemption
RoHS exemptions	<b>6a:</b> Lead as an alloying element in steel for machining purposes and in galvanised steel containing up to 0.35 % lead by weight, <b>6c:</b> Copper alloy containing up to 4 % lead by weight

## Specifications and approvals


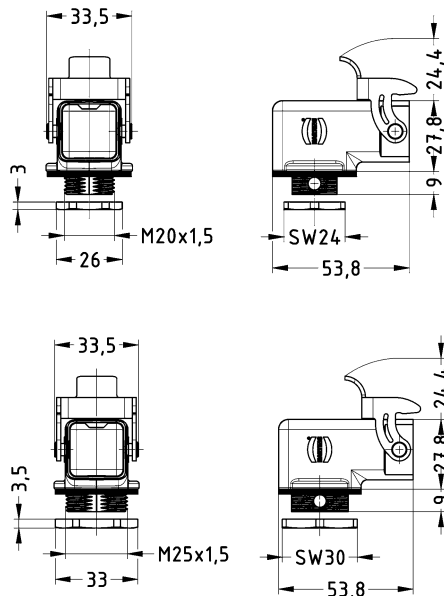

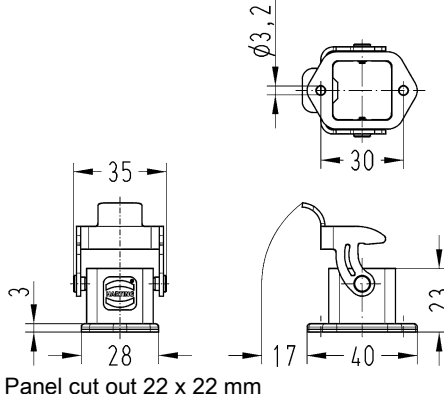

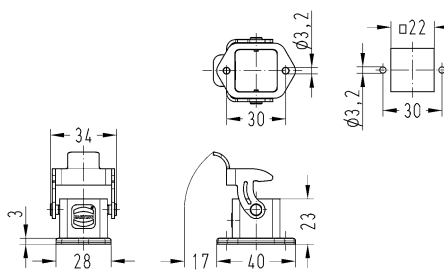
DNV GL


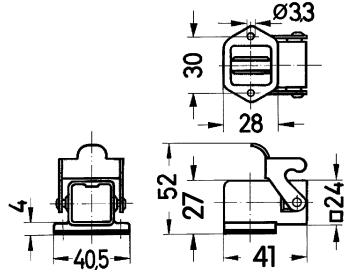

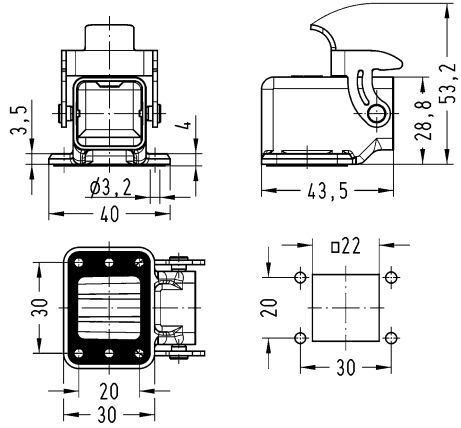

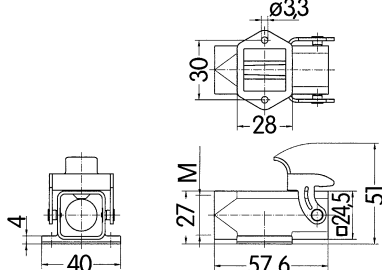


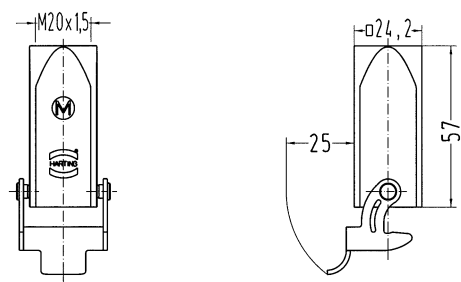
Hoods/Housings for higher EMC requirements  
Single locking lever

Housings


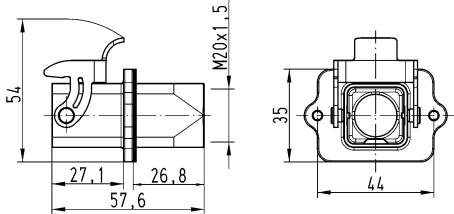
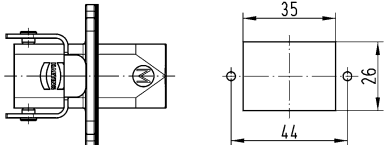

Identification	Cable entry	Part number	Drawing (dimensions in mm)
Han® EMC, Hoods, Top entry 	1x M20 1x M25	19 62 003 1440 19 62 003 1445	
Han® EMC, Hoods, Side entry 	1x M20 1x M25	19 62 003 1640 19 62 003 1645	
Han® EMC, Screw mounted housings, Straight 	1x M20	19 62 003 1150	



Identification	Cable entry	Part number	Drawing (dimensions in mm)
Han® EMC, Screw mounted housings, Angled 	1x M20 1x M25	19 62 003 1160 19 62 003 1165	
Han® EMC, Bulkhead mounted housings, Straight 		09 62 003 0301	
Han® EMC, Bulkhead mounted housings, Straight, for PCB termination with Han® Q 5/0 		09 62 003 0304	

Identification	Cable entry	Part number	Drawing (dimensions in mm)
Han® EMC, Bulkhead mounted housings, Angled 		09 62 003 0801	 <p>Panel cut out 22 x 22 mm</p>
Han® EMC, Bulkhead mounted housings, Angled, 4 fixing screws 		09 62 003 0810	
Han® EMC, Surface mounted housing, Top entry 	1x M20	19 62 003 1250	 <p>Panel cut out 22 x 22 mm</p>
Han® EMC, Surface mounted housing, Bottom closed, Top entry 	1x M20	19 62 003 1252	
Han® EMC, Cable to cable housing, Top entry 	1x M20 1x M25	19 62 003 1750 19 62 003 1755	



Identification	Cable entry	Part number	Drawing (dimensions in mm)
<div><div><div>Han® EMC, Panel feed through housing, Top entry</div><div></div></div></div>	1x M20	19 62 003 1120	<div><div></div><div></div><div>Panel cut out</div></div>
<div><div><div>Han® EMC, Panel feed through housing, Fixing hole for M4 screw, Top entry</div><div></div></div></div>	1x M20	19 62 003 1121	

Housings

## Features

- Hoods/Housings for higher EMC requirements
- Continuous shield connection using conductive surface
- Metal hoods / housings with high shielding efficiency
- Field of application: for sensitive interconnections that have to be shielded against electrical, magnetic or electro-magnetic interferences
- Distinguishing feature: Electrically conductive surface, internal seal

## Technical characteristics


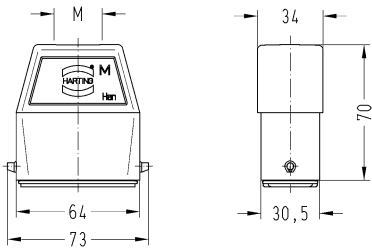

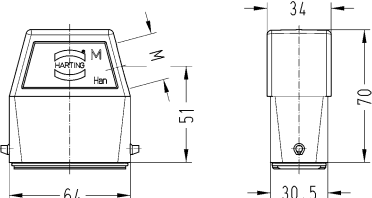

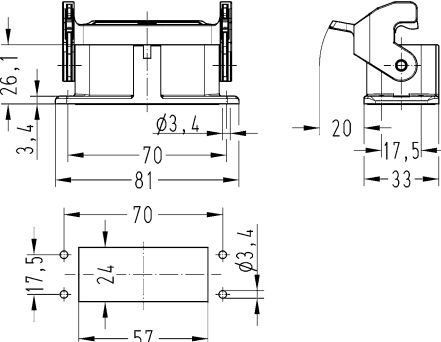
Limiting temperature	-40 ... +125 °C
Degree of protection acc. to IEC 60529	IP65
Type rating acc. to UL 50 / UL 50E	4, 12
Material (hood/housing)	Aluminium die-cast
Surface (hood/housing)	Uncoated
Colour (hood/housing)	Unpainted
Material (seal)	NBR
Material (locking)	Polycarbonate, Stainless steel
Colour (locking)	RAL 7037 (dust grey)
Material flammability class acc. to UL 94 (locking levers)	V-0
RoHS	compliant

## Specifications and approvals

UL 1977 ECBT2.E235076  
CSA-C22.2 No. 182.3 ECBT8.E235076  
DNV GL


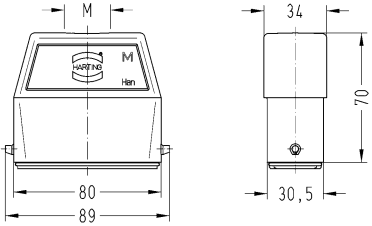

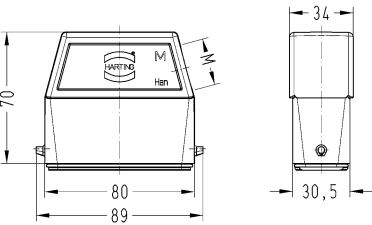

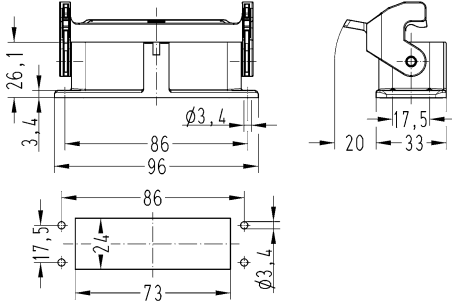
Hoods/Housings for higher EMC requirements  
Single locking lever

## Housings

Identification	Cable entry	Part number	Drawing (dimensions in mm)
Han® EMC, Hoods, Top entry 	1x M25	19 62 015 0446	
Han® EMC, Hoods, Side entry 	1x M25	19 62 015 0546	
Han® EMC, Bulkhead mounted housings, Han-Easy Lock® 		09 62 015 0301	 <p>Panel cut out</p>


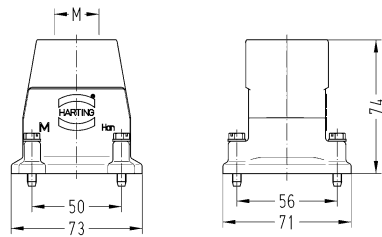

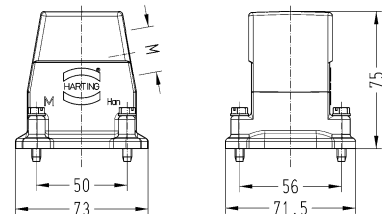

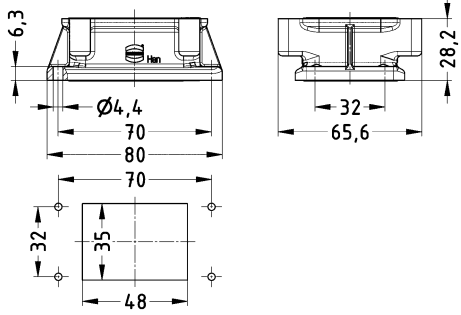
Hoods/Housings for higher EMC requirements  
Single locking lever

Housings

Identification	Cable entry	Part number	Drawing (dimensions in mm)
<p>Han® EMC, Hoods, Top entry</p> 	1x M25	19 62 025 0446	
<p>Han® EMC, Hoods, Side entry</p> 	1x M25	19 62 025 0546	
<p>Han® EMC, Bulkhead mounted housings, Han-Easy Lock®</p> 		09 62 025 0301	 <p>Panel cut out</p>

Hoods/Housings for higher EMC requirements  
Screw locking


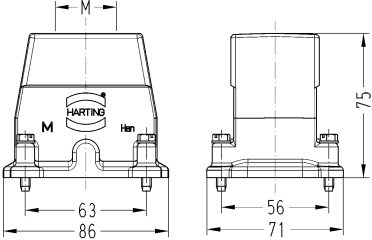

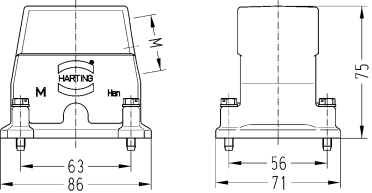

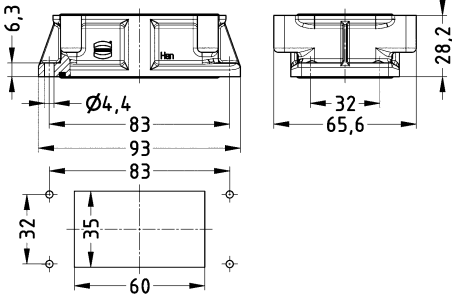
Housings

Identification	Cable entry	Part number	Drawing (dimensions in mm)
Han® EMC, Hoods, Top entry 	1x M25 1x M32	19 62 006 0441 19 62 006 0442	
Han® EMC, Hoods, Side entry 	1x M25 1x M32	19 62 006 0541 19 62 006 0542	
Han® EMC, Bulkhead mounted housings 		09 62 006 0301	 <p>Panel cut out</p>



Hoods/Housings for higher EMC requirements  
Screw locking

Housings


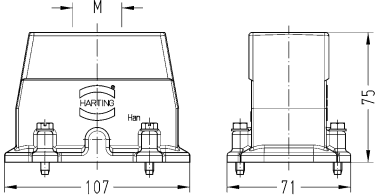

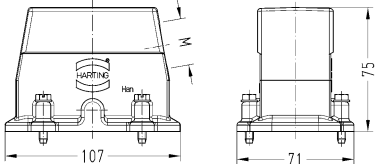

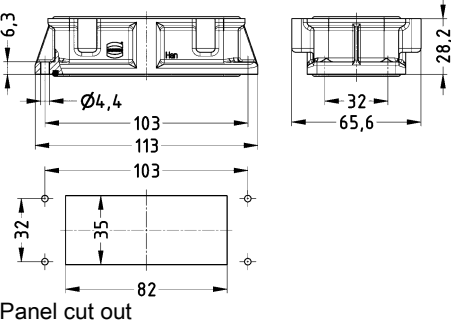
Identification	Cable entry	Part number	Drawing (dimensions in mm)
<div>Han® EMC, Hoods, Top entry</div> <div></div>	1x M32	19 62 010 0442	<div></div>
<div>Han® EMC, Hoods, Side entry</div> <div></div>	1x M32 1x M40	19 62 010 0542 19 62 010 0543	<div></div>
<div>Han® EMC, Bulkhead mounted housings</div> <div></div>		09 62 010 0301	<div></div> <div>Panel cut out</div>





Hoods/Housings for higher EMC requirements  
Screw locking


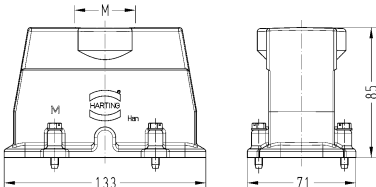

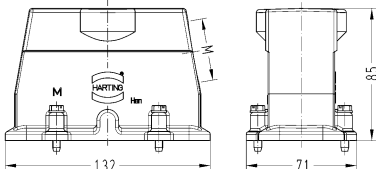

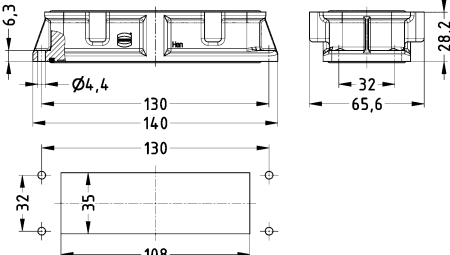
Housings

Identification	Cable entry	Part number	Drawing (dimensions in mm)
<div><div>Han® EMC, Hoods, Top entry</div><div></div></div>	<div>1x M32 1x M40</div>	<div>19 62 040 0442 19 62 040 0443</div>	<div></div>
<div><div>Han® EMC, Hoods, Side entry</div><div></div></div>	<div>1x M32 1x M40</div>	<div>19 62 040 0542 19 62 040 0543</div>	<div></div>
<div><div>Han® EMC, Bulkhead mounted housings</div><div></div></div>		<div>09 62 040 0301</div>	<div></div>



Hoods/Housings for higher EMC requirements  
Screw locking

Housings

Identification	Cable entry	Part number	Drawing (dimensions in mm)
<p>Han® EMC, Hoods, Top entry</p> 	1x M40	19 62 064 0443	
<p>Han® EMC, Hoods, Side entry</p> 	1x M40	19 62 064 0543	
<p>Han® EMC, Bulkhead mounted housings</p> 		09 62 064 0301	 <p>Panel cut out</p>

## Features

- Hoods/Housings for higher EMC requirements
- Continuous shield connection using conductive surface
- Metal hoods / housings with high shielding efficiency
- Field of application: for sensitive interconnections that have to be shielded against electrical, magnetic or electro-magnetic interferences
- Distinguishing feature: Electrically conductive surface, internal seal
- Locking levers: Han-Easy Lock®
- for front and rear wall mounting

## Technical characteristics

Limiting temperature	-40 ... +125 °C, -40 ... +200 °C With Han® High Temp components
Degree of protection acc. to IEC 60529	IP65, IP66
Type rating acc. to UL 50 / UL 50E	4, 12
Material (hood/housing)	Aluminium die-cast
Surface (hood/housing)	Uncoated
Colour (hood/housing)	Unpainted
Material (seal)	NBR
Material (locking)	Polycarbonate, Stainless steel
Colour (locking)	RAL 7037 (dust grey)
Material (accessories)	Polyamide, Stainless steel
Material flammability class acc. to UL 94 (locking levers)	V-0
RoHS	compliant


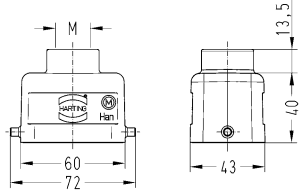
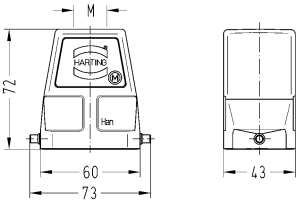

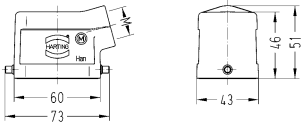
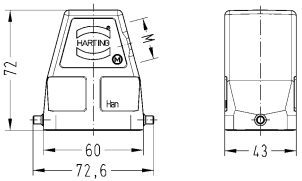

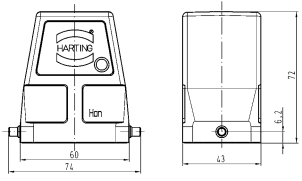

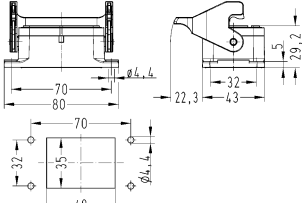
## Specifications and approvals


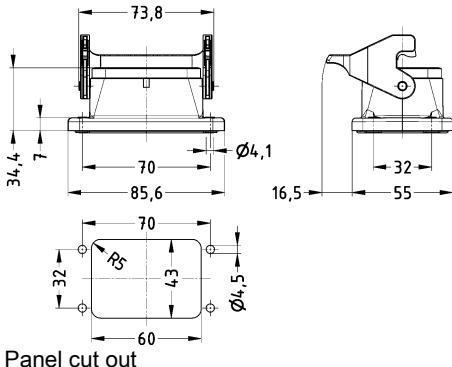

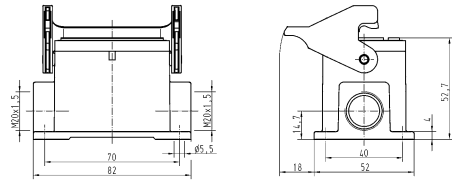

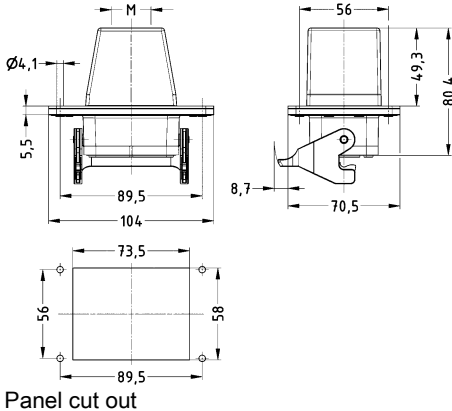

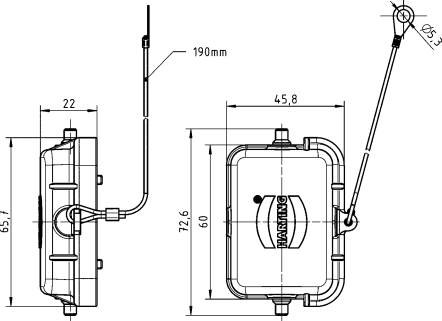
UL 1977 ECBT2.E235076  
CSA-C22.2 No. 182.3 ECBT8.E235076  
DNV GL

Housings

Single locking lever

Housings


Identification	Cable entry	Part number		Drawing (dimensions in mm)
		Low construction	High construction	
Han® EMC/B Han® High Temp, Hoods, Top entry 	1x M20 1x M25 1x M32	19 62 806 1440	19 62 806 0446 19 62 806 0447	 
Han® EMC/B Han® High Temp, Hoods, Side entry 	1x M20 1x M25 1x M32	19 62 806 1540 19 62 806 1541	19 62 806 0546 19 62 806 0547	 
Han® EMC/B Han® High Temp, Hoods, Without cable entry 			09 62 806 0801	
Han® EMC/B, Bulkhead mounted housings, Han-Easy Lock® 		09 62 806 0301		 <p>Panel cut out</p>

Identification	Cable entry	Part number		Drawing (dimensions in mm)
		Low construction	High construction	
<p>Han® EMC/B, Bulkhead mounted housings, Rear mounting, Han-Easy Lock®, Pack contents: Mounting frame is included with- in the delivery</p> 		09 62 806 0315		 <p>Panel cut out</p>
<p>Han® EMC/B, Surface mounted housing, Side entry, Han-Easy Lock®</p> 	2x M20	19 62 806 1290		
<p>Han® EMC/B, Panel feed through housing, Top entry, Han-Easy Lock®</p> 	1x M25 1x M32		19 62 806 1121 19 62 806 1122	 <p>Panel cut out</p>
<p>Han® EMC/B, Protection cover, for bulkhead mounted housings, for surface mounted housings, Metal, With fixing cord</p> 		09 62 806 5425	09 62 806 5425	




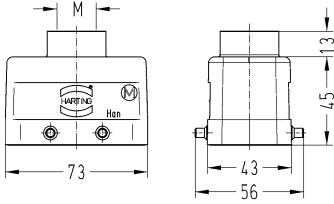
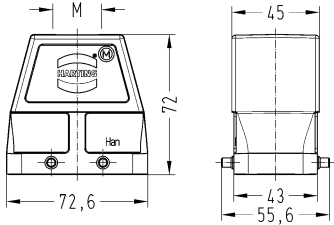

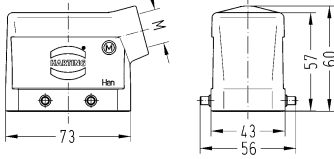
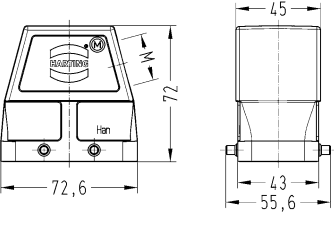

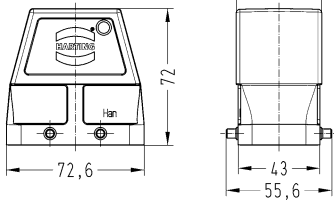
Hoods/Housings for higher EMC requirements  
Single locking lever (on the hood)


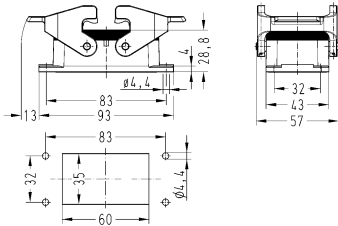

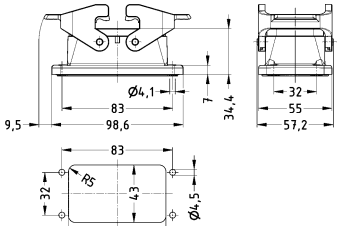

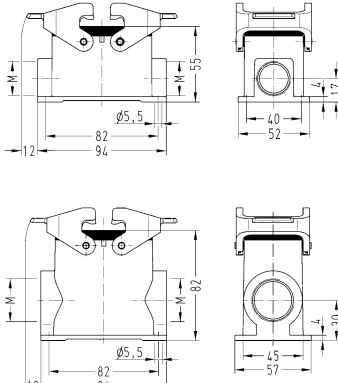

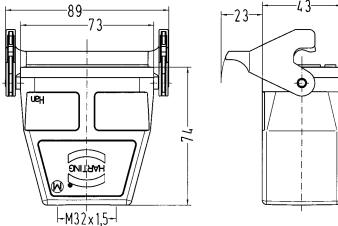
Housings

Identification	Cable entry	Part number		Drawing (dimensions in mm)
		Low construction	High construction	
Han® EMC/B, Hoods, Han-Easy Lock®  Han® EMC/B, Bulkhead mounted housings  	1x M32	09 62 806 0303	19 62 806 0557	


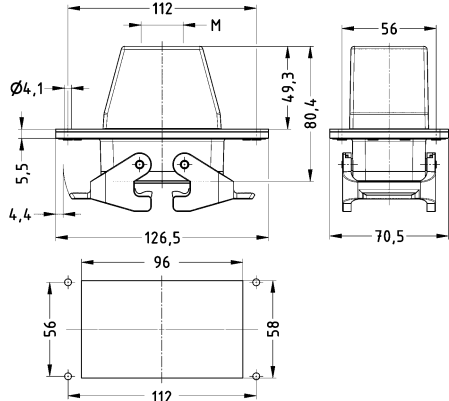

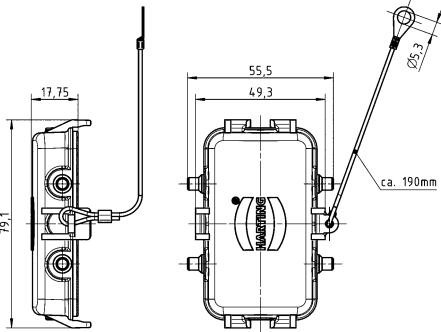
Double locking lever

Housings

Identification	Cable entry	Part number		Drawing (dimensions in mm)
		Low construction	High construction	
Han® EMC/B Han® High Temp, Hoods, Top entry 	1x M20 1x M25 1x M32 1x M40	19 62 810 1420 19 62 810 1421	19 62 810 0426 19 62 810 0427 19 62 810 0428	 
Han® EMC/B Han® High Temp, Hoods, Side entry 	1x M20 1x M25 1x M32	19 62 810 1520	19 62 810 0526 19 62 810 0527	 
Han® EMC/B Han® High Temp, Hoods, Without cable entry 			09 62 810 0801	

Identification	Cable entry	Part number		Drawing (dimensions in mm)
		Low construction	High construction	
Han® EMC/B, Bulkhead mounted housings, Han-Easy Lock®  		09 62 810 0301		 <p>Panel cut out</p>
Han® EMC/B, Bulkhead mounted housings, Rear mounting, Han-Easy Lock®, Pack contents: Mounting frame is included with- in the delivery  		09 62 810 0315		 <p>Panel cut out</p>
Han® EMC/B, Surface mounted housing, Side entry, Han-Easy Lock®  	2x M25 2x M32	19 62 810 1271	19 62 810 0272	
Han® EMC/B, Cable to cable housing, Top entry, Han-Easy Lock®  	1x M25 1x M32		19 62 810 0766 19 62 810 0757	


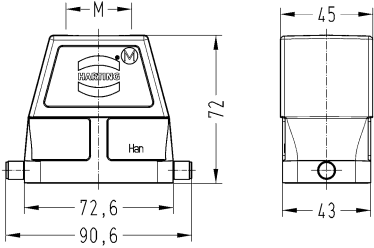

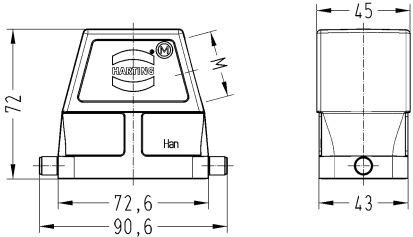

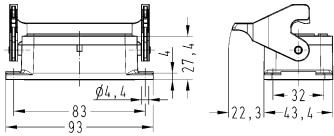
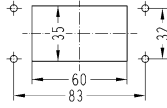


Identification	Cable entry	Part number		Drawing (dimensions in mm)
		Low construction	High construction	
<div> <div> Han® EMC/B, Panel feed through housing, Top entry, Han-Easy Lock® </div> <div>  </div> </div>	<div> 1x M25 1x M32 </div>		<div> 19 62 810 1121 19 62 810 1122 </div>	<div>  <div>Panel cut out</div> </div>
<div> <div> Han® EMC/B, Protection cover, for bulkhead mounted housings, for surface mounted housings, Metal, With fixing cord </div> <div>  </div> </div>		<div> 09 62 810 5425 </div>	<div> 09 62 810 5425 </div>	<div>  </div>

Housings


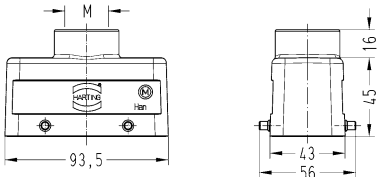
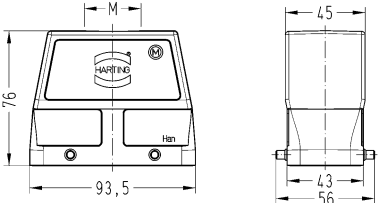

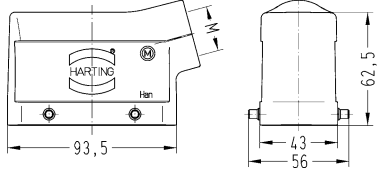
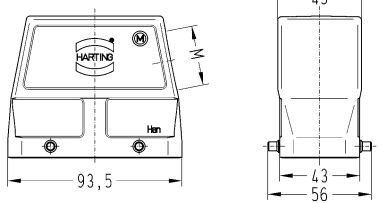

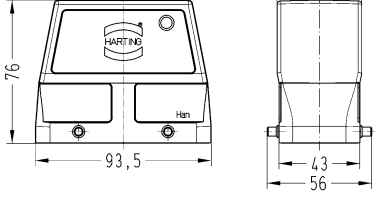
Hoods/Housings for higher EMC requirements  
Single locking lever


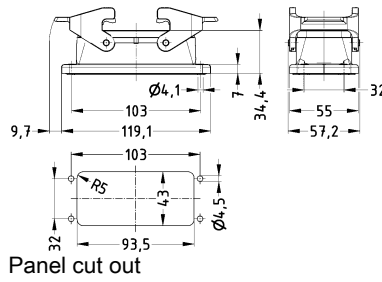

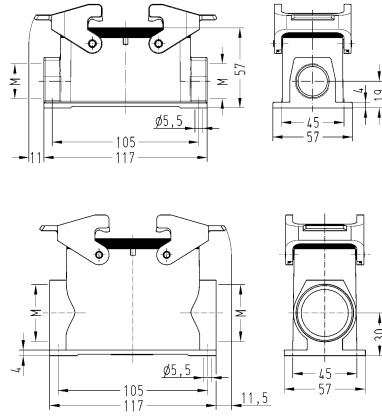

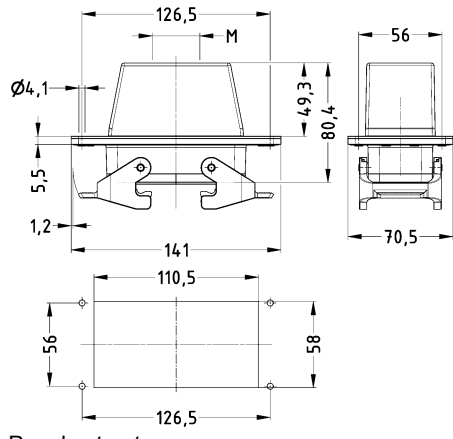

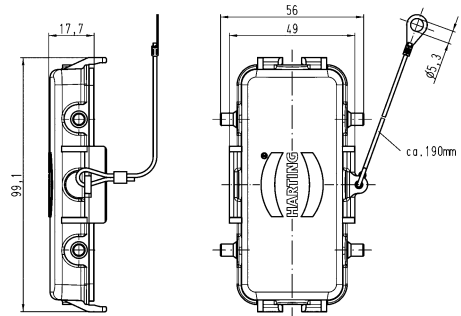
Housings

Identification	Cable entry	Part number		Drawing (dimensions in mm)
		Low construction	High construction	
Han® EMC/B, Hoods, Top entry 	1x M25 1x M32		19 62 810 0446 19 62 810 0447	
Han® EMC/B, Hoods, Side entry 	1x M25 1x M32		19 62 810 0546 19 62 810 0547	
Han® EMC/B, Bulkhead mounted housings, Han-Easy Lock® 		09 62 810 0305		  Panel cut out

Double locking lever



Housings

Identification	Cable entry	Part number		Drawing (dimensions in mm)
		Low construction	High construction	
Han® EMC/B Han® High Temp, Hoods, Top entry  	1x M25 1x M32 1x M40	19 62 816 1421	19 62 816 0427 19 62 816 0428	 
Han® EMC/B Han® High Temp, Hoods, Side entry  	1x M25 1x M32 1x M40	19 62 816 1521	19 62 816 0527 19 62 816 0528	 
Han® EMC/B Han® High Temp, Hoods, Without cable entry  			09 62 816 0801	

Identification	Cable entry	Part number		Drawing (dimensions in mm)
		Low construction	High construction	
Han® EMC/B, Bulkhead mounted housings, Rear mounting, Han-Easy Lock®, Pack contents: Mounting frame is included with- in the delivery 		09 62 816 0315		 <p>Panel cut out</p>
Han® EMC/B, Surface mounted housing, Side entry, Han-Easy Lock® 	2x M25 2x M40	19 62 816 1271	19 62 816 0273	
Han® EMC/B, Panel feed through housing, Top entry, Han-Easy Lock® 	1x M32 1x M40		19 62 816 1121 19 62 816 1122	 <p>Panel cut out</p>
Han® EMC/B, Protection cover, for bulkhead mounted housings, for surface mounted housings, Metal, With fixing cord 		09 62 816 5425	09 62 816 5425	


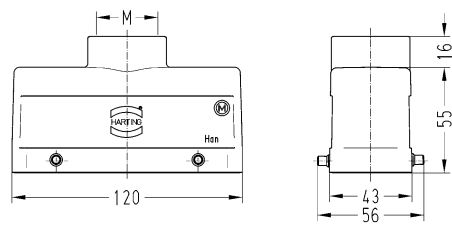

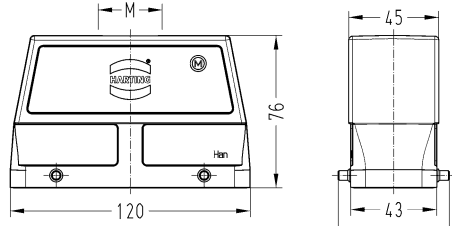

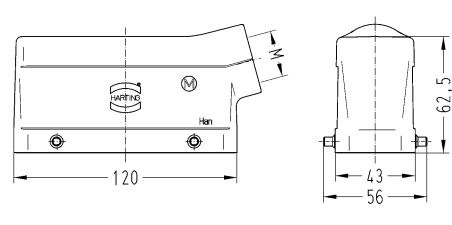
Hoods/Housings for higher EMC requirements  
Double locking lever (on the hood)


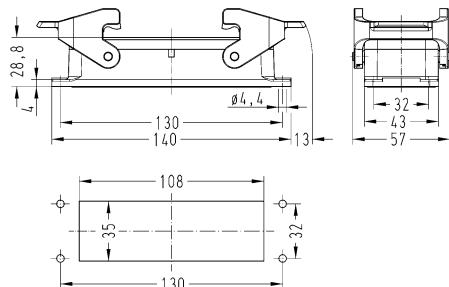

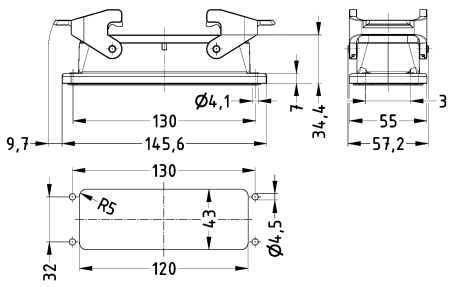

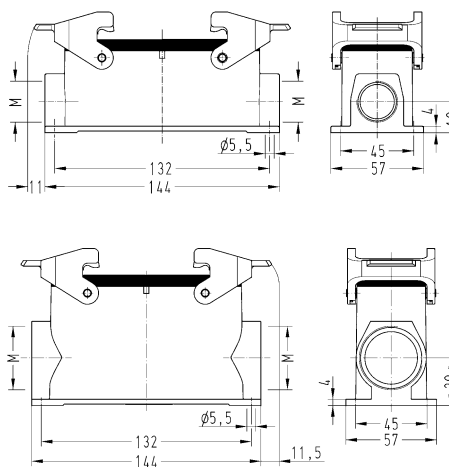

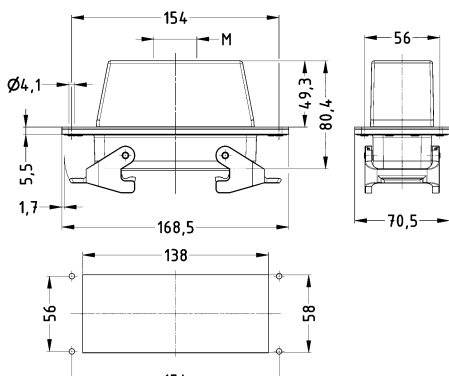
Housings

Identification	Cable entry	Part number		Drawing (dimensions in mm)
		Low construction	High construction	
Han® EMC/B, Hoods, Side entry, Han-Easy Lock® 	1x M40		19 62 816 0538	
Han® EMC/B, Bulkhead mounted housings 		09 62 816 0303		

Double locking lever

Housings

Identification	Cable entry	Part number		Drawing (dimensions in mm)
		Low construction	High construction	
Han® EMC/B Han® High Temp, Hoods, Top entry  	1x M32 1x M40 1x M50	19 62 824 1422	19 62 824 0427 19 62 824 0428 19 62 824 0429	
Han® EMC/B Han® High Temp, Hoods, Side entry  	1x M25 1x M32 1x M40	19 62 824 1521	19 62 824 0527 19 62 824 0528	
Han® EMC/B Han® High Temp, Hoods, Without cable entry  			09 62 824 0801	

Identification	Cable entry	Part number		Drawing (dimensions in mm)
		Low construction	High construction	
<p>Han® EMC/B, Bulkhead mounted housings, Han-Easy Lock®</p> 		09 62 824 0301		 <p>Panel cut out</p>
<p>Han® EMC/B, Bulkhead mounted housings, Rear mounting, Han-Easy Lock®, Pack contents: Mounting frame is included with- in the delivery</p> 		09 62 824 0315		 <p>Panel cut out</p>
<p>Han® EMC/B, Surface mounted housing, Side entry, Han-Easy Lock®</p> 	2x M25 2x M40	19 62 824 1271	19 62 824 0273	
<p>Han® EMC/B, Panel feed through housing, Top entry, Han-Easy Lock®</p> 	1x M32 1x M40		19 62 824 1121 19 62 824 1122	 <p>Panel cut out</p>



Housings

Identification

Cable entry

Part number  
Low construction      High construction

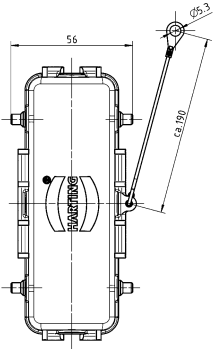
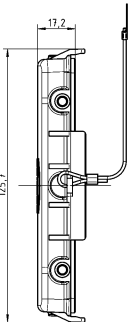
Drawing  
(dimensions in mm)

Han® EMC/B,  
Protection cover,  
for bulkhead mounted housings,  
for surface mounted housings,  
Metal,  
With fixing cord



09 62 824 5425



09 62 824 5425





Hoods/Housings for higher EMC requirements  
Double locking lever (on the hood)

Housings

Identification	Cable entry	Part number		Drawing (dimensions in mm)
		Low construction	High construction	
Han® EMC/B, Hoods, Side entry, Han-Easy Lock® 	1x M40		19 62 824 0538	
Han® EMC/B, Bulkhead mounted housings 		09 62 824 0306		

## Features

- Hoods/housings for harsh outdoor environments
- Metal hoods and housings with excellent corrosion resistance
- Corrosion resistance ASTM B117-09 (500 h)
- Excellent EMC characteristics
- Screw locking M4
- Field of application: for external electrical interconnections in vehicles, in highly demanding environments and wet areas, as well as for sensitive interconnections that have to be shielded
- Distinguishing feature: colour-coded black, internal seal

## Technical characteristics

Limiting temperature	-40 ... +125 °C
Tightening torque (screw locking)	2 Nm
Degree of protection acc. to IEC 60529	IP65, IP68, IP69 / IPX9K acc. to ISO 20653
Type rating acc. to UL 50 / UL 50E	4, 4X, 12
Material (hood/housing)	Zinc die-cast
Surface (hood/housing)	Powder-coated, Chromated
Colour (hood/housing)	RAL 9005 (jet black)
Material (seal)	NBR, FPM
Material (locking)	Stainless steel
RoHS	compliant

## Specifications and approvals

UL 1977 ECBT2.E235076  
 CSA-C22.2 No. 182.3 ECBT8.E235076  
 DNV GL

## Details


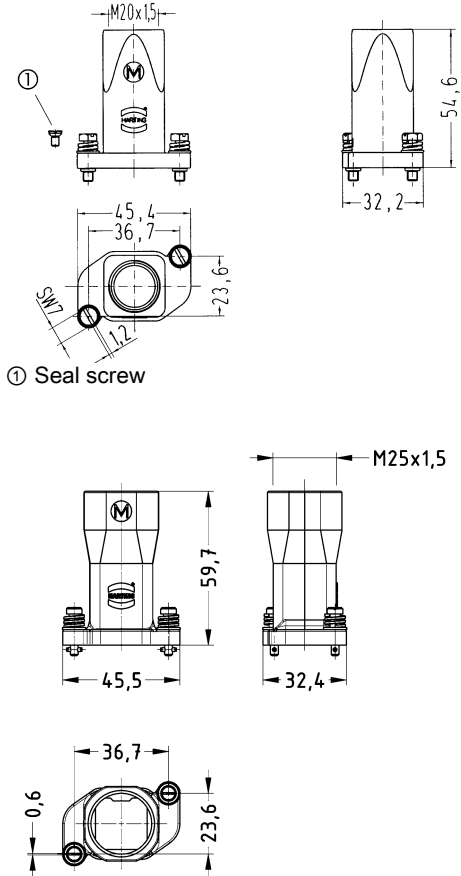

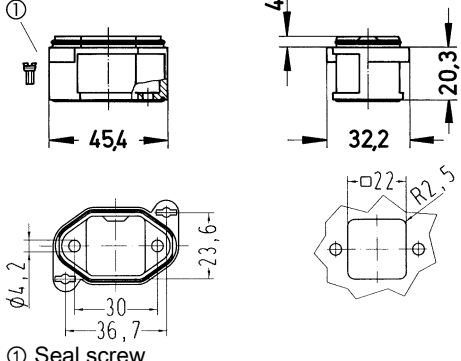
By using the inserts of Han® Q and Han A® series, the sealing on the insert has to be removed. The sealing screw of the insert must be replaced by the sealing screw of the hood/housing.

By using the angled bulkhead and surface mounted housings with through holes in the mounting flanges, it has to be ensured by the customer that the fixing screws appropriately sealed from the inside of the housing.

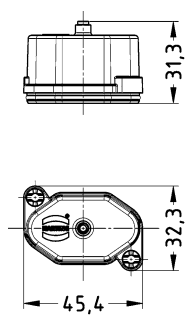
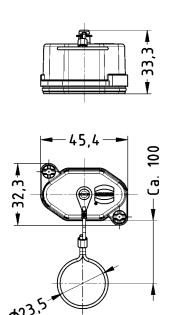
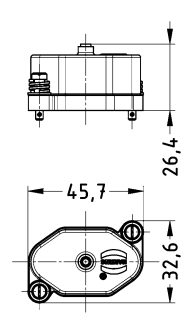
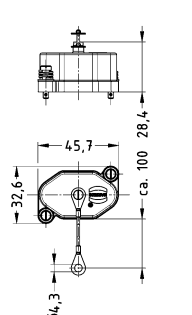


Hoods/housings for harsh outdoor environments  
Toggle locking

Housings

Identification	Cable entry	Part number	Drawing (dimensions in mm)
<p>Han® HPR, Hoods, Top entry, Pack contents: With seal screw</p> 	<p>1x M20 1x M25</p>	<p>19 40 703 0400 19 40 703 0401</p>	 <p>① Seal screw</p>
<p>Han® HPR, Bulkhead mounted housings, Straight, Pack contents: With seal screw</p> 		<p>09 40 703 0301</p>	 <p>① Seal screw</p>

Housings

Identification	Cable entry	Part number	Drawing (dimensions in mm)
Han® HPR, Protection cover, for hoods		09 40 703 5403	
Han® HPR, Protection cover, for hoods, With fixing cord		09 40 703 5404	
Han® HPR, Protection cover, for bulkhead mounted housings, for surface mounted housings		09 40 703 5401	
Han® HPR, Protection cover, for bulkhead mounted housings, for surface mounted housings, With fixing cord		09 40 703 5402	


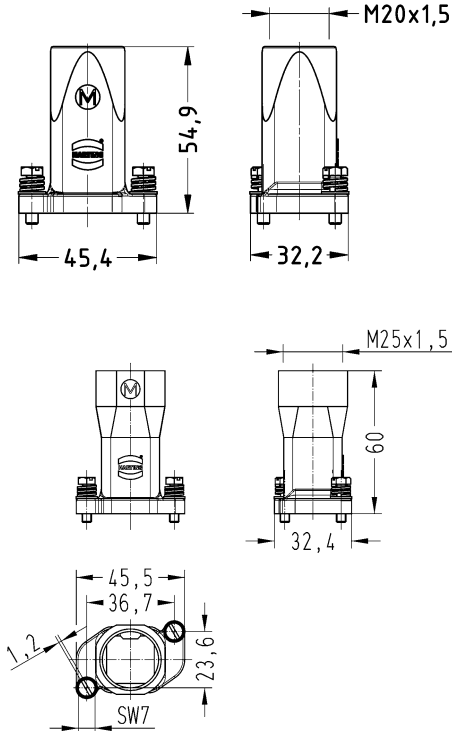

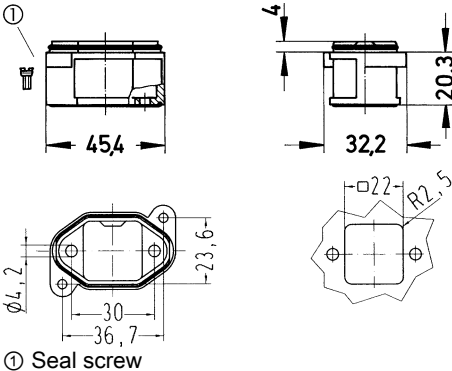





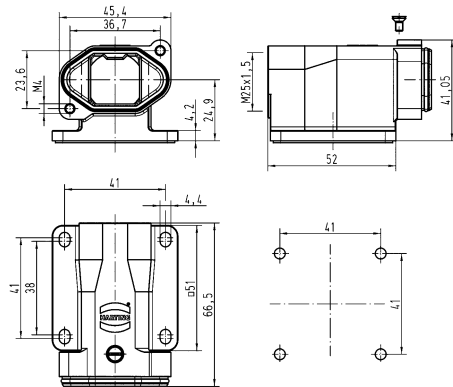

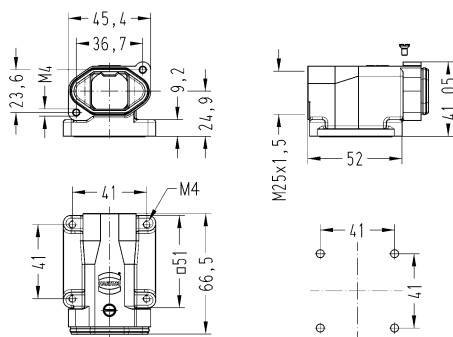

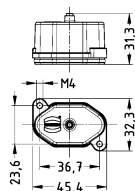

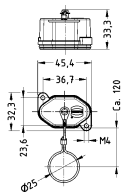

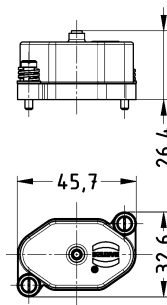


Hoods/housings for harsh outdoor environments  
Screw locking

Housings

Identification	Cable entry	Part number	Drawing (dimensions in mm)
<div><div><div>Han® HPR, Hoods, Top entry, Pack contents: With seal screw</div></div><div></div></div>	<div><div>1x M20</div><div>1x M25</div></div>	<div><div>19 40 703 0410</div><div>19 40 703 0411</div></div>	<div><div></div><div><div>M20x1,5</div><div>M25x1,5</div></div></div>
<div><div><div>Han® HPR, Bulkhead mounted housings, Straight, Pack contents: With seal screw</div></div><div></div></div>		<div><div>09 40 703 0311</div></div>	<div><div></div><div><div>① Seal screw</div></div></div>

Housings

Identification	Cable entry	Part number	Drawing (dimensions in mm)
Han® HPR, Surface mounted housing, Angled, Bottom closed, Long version, Bottom closed, Feed through hole for fixing screws, Top entry, Pack contents: With seal screw 	1x M25	19 40 703 0951	
Han® HPR, Surface mounted housing, Angled, Bottom closed, Long version, Bottom closed, Tapped blind hole for fixing screws, Top entry, Pack contents: With seal screw 	1x M25	19 40 703 0953	
Han® HPR, Protection cover, for hoods 		09 40 703 5413	
Han® HPR, Protection cover, for hoods, With fixing cord 		09 40 703 5414	
Han® HPR, Protection cover, for bulkhead mounted housings, for surface mounted housings 		09 40 703 5411	


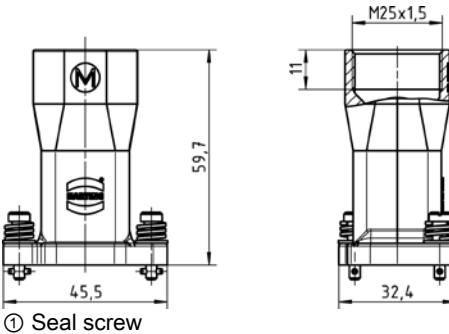
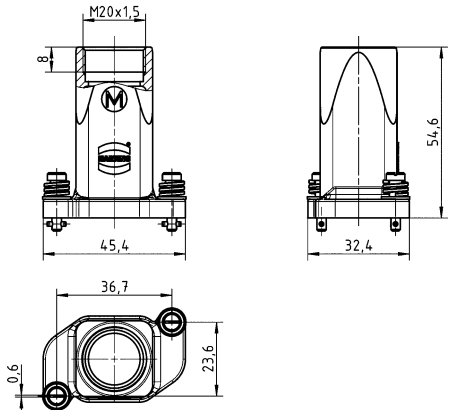

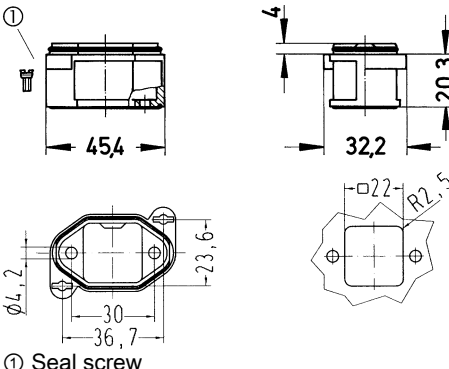



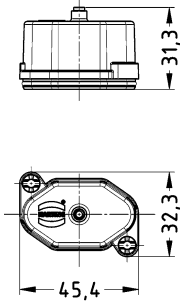

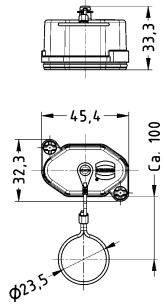

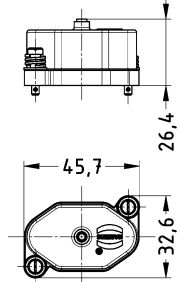

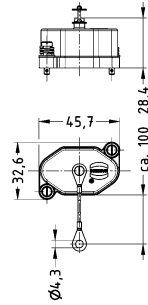
## Housings



Hoods/housings for harsh outdoor environments  
Toggle locking

Housings

Identification	Cable entry	Part number	Drawing (dimensions in mm)
<div><p>Han® HPR, Hoods, Top entry, Pack contents: With seal screw</p></div>	<p>1x M20 1x M25</p>	<p>19 40 003 0400 19 40 003 0401</p>	<div><p>① Seal screw</p></div>
<div><p>Han® HPR, Bulkhead mounted housings, Straight, Pack contents: With seal screw</p></div>		<p>09 40 003 0301</p>	<div><p>① Seal screw</p></div>

Identification	Cable entry	Part number	Drawing (dimensions in mm)
Han® HPR, Protection cover, for hoods 		09 40 003 5403	
Han® HPR, Protection cover, for hoods, With fixing cord 		09 40 003 5404	
Han® HPR, Protection cover, for bulkhead mounted housings, for surface mounted housings 		09 40 003 5401	
Han® HPR, Protection cover, for bulkhead mounted housings, for surface mounted housings, With fixing cord 		09 40 003 5402	

Housings

Housings

## Identification

## Cable entry

## Part number

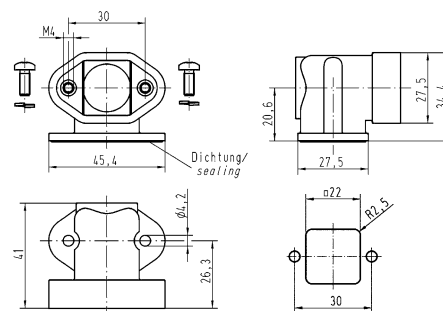
Drawing  
(dimensions in mm)

Han® HPR,  
Adapter,  
Open bottom,  
for assembly of bulkhead mounted bulk-  
head mounted position,  
Top entry



1x M20

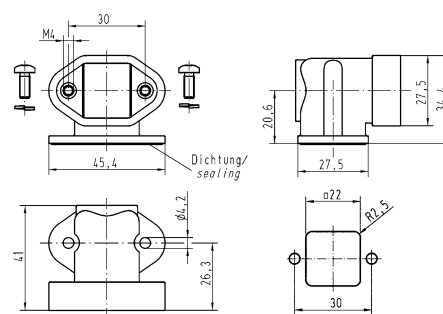
19 40 003 0900



Han® HPR,  
Adapter,  
Open bottom,  
for assembly of bulkhead mounted bulk-  
head mounted position




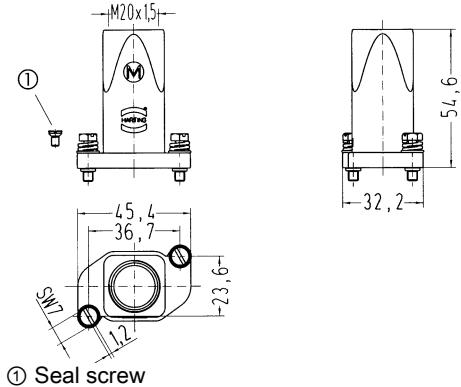
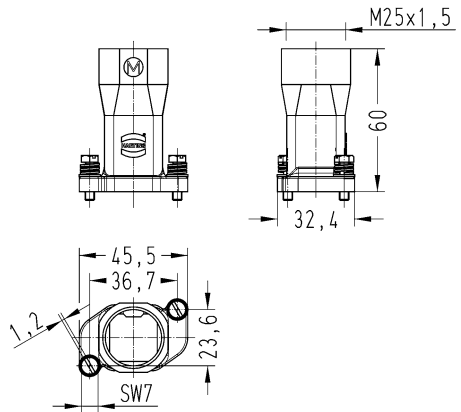

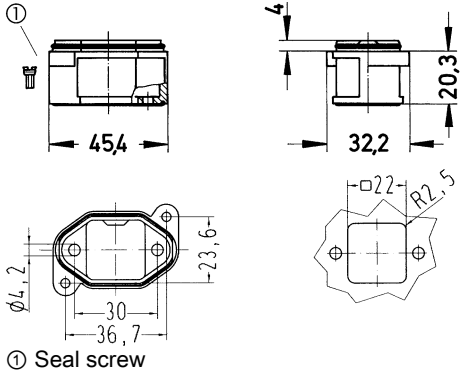
09 40 003 0902


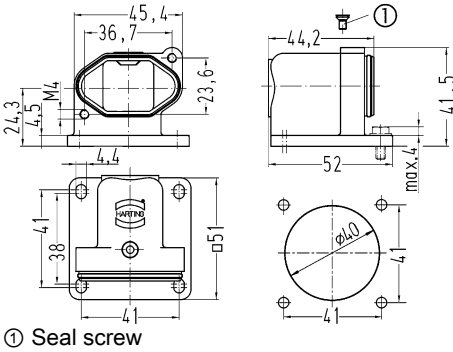

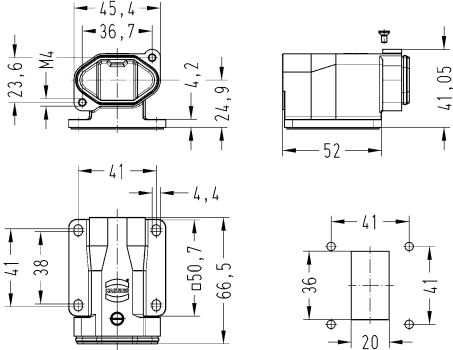

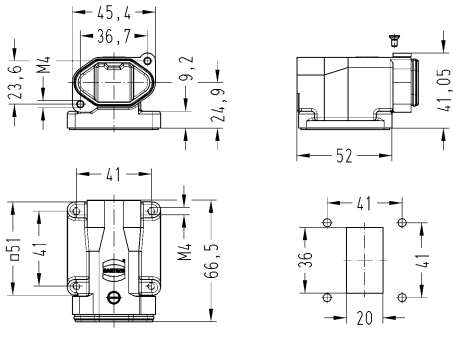

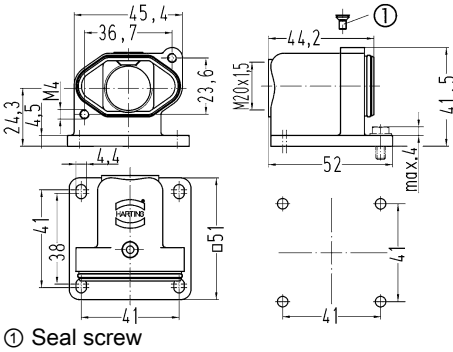




Hoods/housings for harsh outdoor environments  
Screw locking


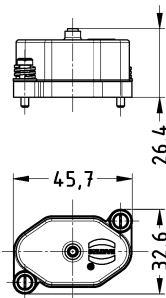

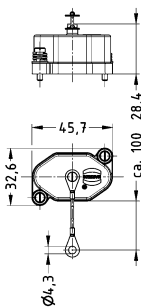

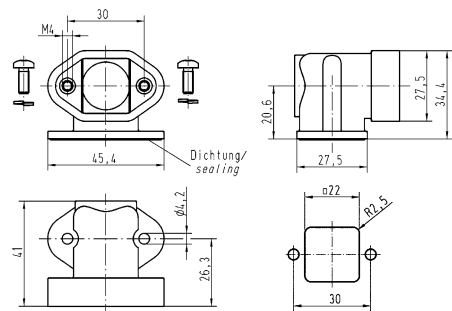

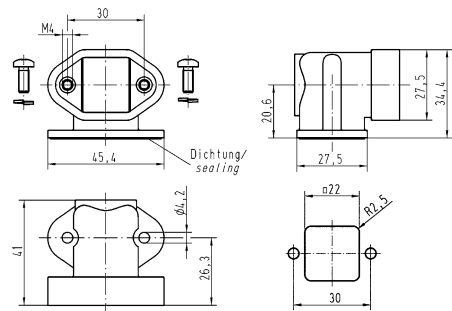
Housings

Identification	Cable entry	Part number	Drawing (dimensions in mm)
<div><div><div>Han® HPR, Hoods, Top entry, Pack contents: With seal screw</div><div></div></div></div>	<div><div>1x M20</div><div>1x M25</div></div>	<div><div>19 40 003 0410</div><div>19 40 003 0411</div></div>	<div><div><div><div><div></div><div></div></div></div></div></div>
<div><div><div>Han® HPR, Bulkhead mounted housings, Straight, Pack contents: With seal screw</div><div></div></div></div>		<div><div>09 40 003 0311</div></div>	<div><div><div><div><div></div></div></div></div></div>

Identification	Cable entry	Part number	Drawing (dimensions in mm)
<p>Han® HPR, Bulkhead mounted housings, Angled, Open bottom, Feed through hole for fixing screws, Pack contents: With seal screw</p> 		09 40 003 0950	 <p>① Seal screw</p>
<p>Han® HPR, Bulkhead mounted housings, Angled, Long version, Open bottom, Feed through hole for fixing screws, Pack contents: With seal screw</p> 		09 40 003 0951	 <p>① Seal screw</p>
<p>Han® HPR, Bulkhead mounted housings, Angled, Long version, Open bottom, Tapped blind hole for fixing screws, Pack contents: With seal screw</p> 		09 40 003 0953	 <p>① Seal screw</p>
<p>Han® HPR, Surface mounted housing, Bottom closed, Feed through hole for fixing screws, Top entry, Pack contents: With seal screw</p> 	1x M20	19 40 003 0950	 <p>① Seal screw</p>

## Housings

Housings

Identification	Cable entry	Part number	Drawing (dimensions in mm)
<p>Han® HPR, Protection cover, for bulkhead mounted housings, for surface mounted housings</p> 		09 40 003 5411	
<p>Han® HPR, Protection cover, for bulkhead mounted housings, for surface mounted housings, With fixing cord</p> 		09 40 003 5412	
<p>Han® HPR, Adapter, Open bottom, for assembly of bulkhead mounted bulk- head mounted position, Top entry</p> 	1x M20	19 40 003 0900	
<p>Han® HPR, Adapter, Open bottom, for assembly of bulkhead mounted bulk- head mounted position</p> 		09 40 003 0902	





## Features

- Hoods/housings for harsh outdoor environments
- Metal hoods and housings with excellent corrosion resistance
- Corrosion resistance ASTM B117-09 (500 h)
- Excellent EMC characteristics
- Screw locking M6
- Field of application: for external electrical interconnections in vehicles, in highly demanding environments and wet areas, as well as for sensitive interconnections that have to be shielded
- Distinguishing feature: colour-coded black, internal seal

## Technical characteristics

Limiting temperature	-40 ... +125 °C
Tightening torque (screw locking)	4 Nm
Degree of protection acc. to IEC 60529	IP65, IP68, IP69 / IPX9K acc. to ISO 20653
Type rating acc. to UL 50 / UL 50E	4, 4X, 12
Material (hood/housing)	Aluminium die-cast, Corrosion resistant
Surface (hood/housing)	Powder-coated
Colour (hood/housing)	RAL 9005 (jet black)
Material (seal)	NBR
Material (locking)	Stainless steel
RoHS	compliant, compliant with exemption
RoHS exemptions	<b>6c:</b> Copper alloy containing up to 4 % lead by weight

## Specifications and approvals


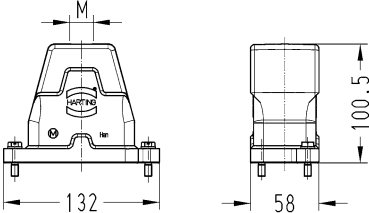

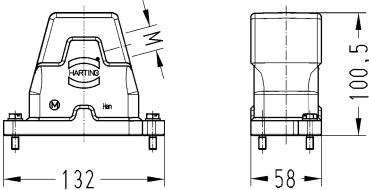

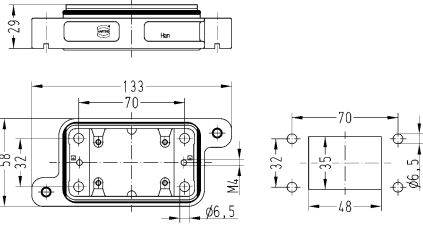

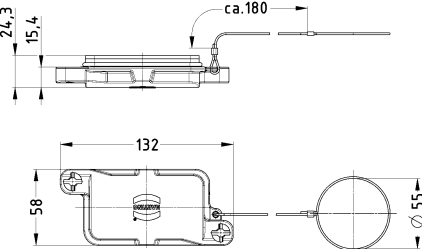
UL 1977 ECBT2.E235076  
 CSA-C22.2 No. 182.3 ECBT8.E235076  
 DNV GL


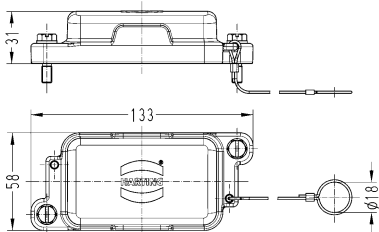
Housings



Hoods/housings for harsh outdoor environments  
Toggle locking


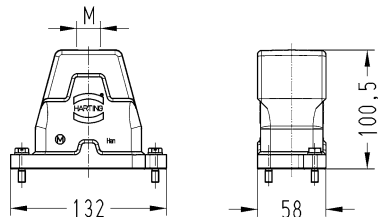

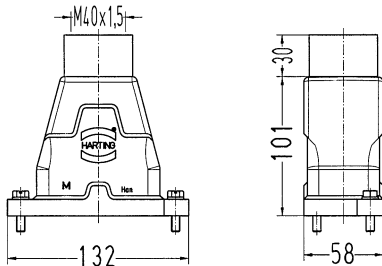

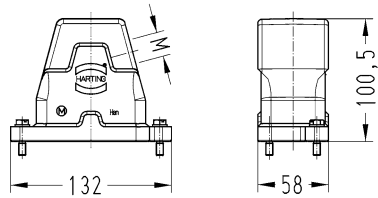

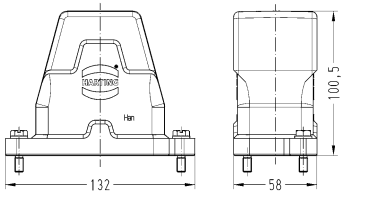

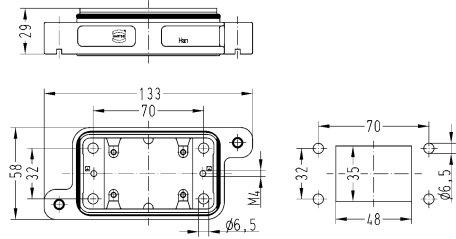
Housings


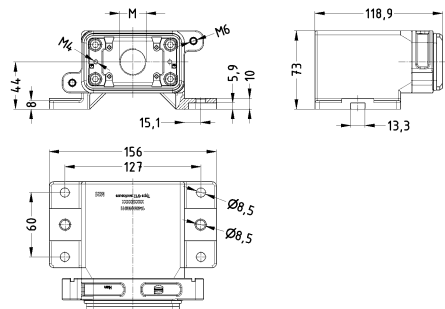

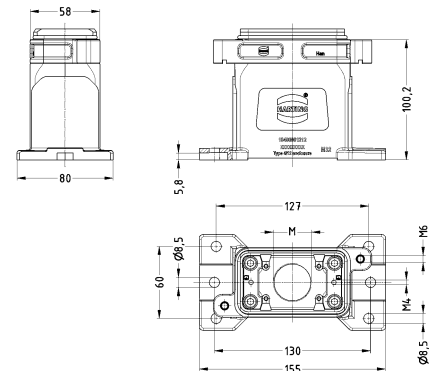

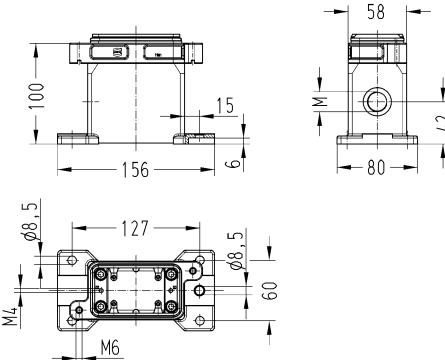

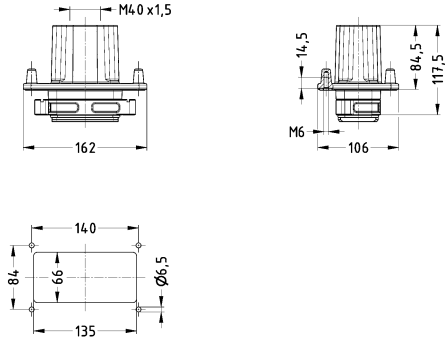
Identification	Cable entry	Part number	Drawing (dimensions in mm)
<div>Han® HPR, Hoods, Top entry</div> <div></div>	1x M25	19 40 006 0401	<div></div>
<div>Han® HPR, Hoods, Side entry</div> <div></div>	1x M25	19 40 006 0501	<div></div>
<div>Han® HPR, Bulkhead mounted housings</div> <div></div>		09 40 006 0301	<div></div>
<div>Han® HPR, Protection cover, for hoods</div> <div></div>		09 40 006 5404	<div></div>


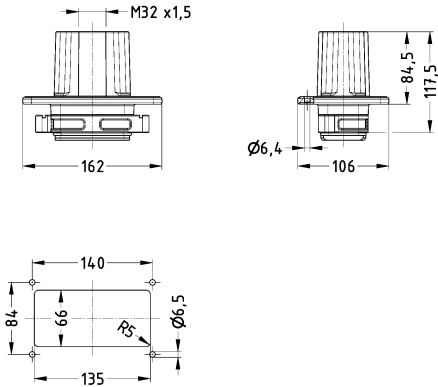

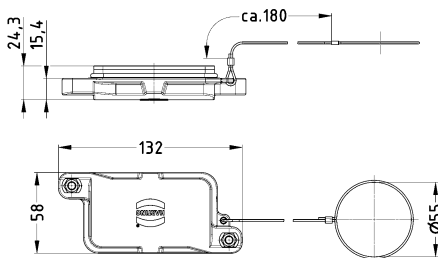

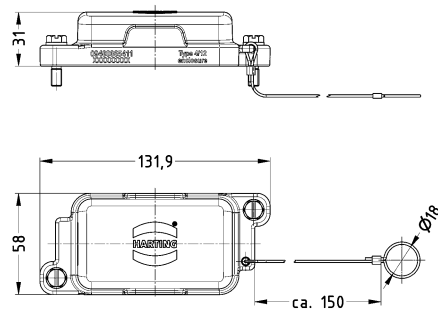
Identification	Cable entry	Part number	Drawing (dimensions in mm)
<p>Han® HPR, Protection cover, for bulkhead mounted housings, for surface mounted housings</p> 		09 40 006 5401	

Hoods/housings for harsh outdoor environments  
Screw locking

Housings


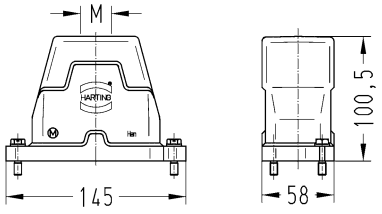

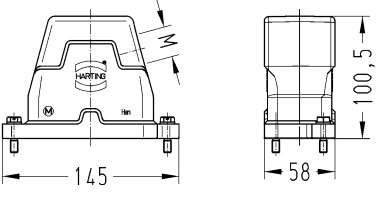

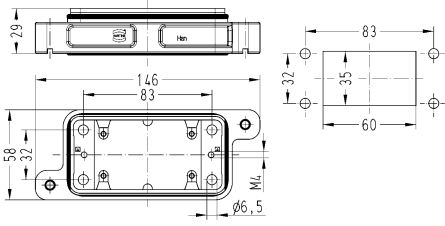

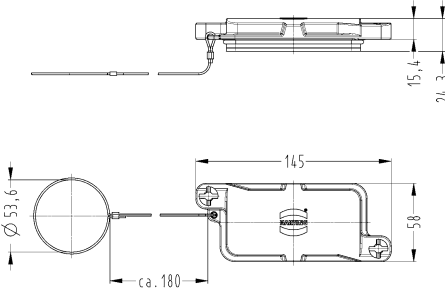
Identification	Cable entry	Part number	Drawing (dimensions in mm)
Han® HPR, Hoods, Top entry 	1x M20 1x M25 1x M32 1x M40	19 40 006 0410 19 40 006 0411 19 40 006 0412 19 40 006 0413	
Han® HPR, Hoods, With adapter, Top entry 	1x M40	19 40 006 0418	
Han® HPR, Hoods, Side entry 	1x M20 1x M25 1x M32 1x M40	19 40 006 0510 19 40 006 0511 19 40 006 0512 19 40 006 0513	
Han® HPR, Hoods, Without cable entry 		09 40 006 0811	
Han® HPR, Bulkhead mounted housings 		09 40 006 0311	

Identification	Cable entry	Part number	Drawing (dimensions in mm)
Han® HPR, Surface mounted housing, Horizontal version, Top entry 	1x M25 1x M40	19 40 006 0911 19 40 006 0913	
Han® HPR, Surface mounted housing, Top entry 	1x M32 1x M40	19 40 006 1212 19 40 006 1213	
Han® HPR, Surface mounted housing, Side entry 	1x M20 1x M25 1x M32	19 40 006 1260 19 40 006 1261 19 40 006 1262	
Han® HPR, Panel feed through housing, for mounting from inside, Top entry 	1x M32 1x M40	19 40 006 1112 19 40 006 1113	

Identification	Cable entry	Part number	Drawing (dimensions in mm)
<p>Han® HPR, Panel feed through housing, for mounting from outside, Top entry</p>  <p>The fixing screws must be sealed separately to reach the given degree of protection.</p>	<p>1x M32 1x M40</p>	<p>19 40 006 1117 19 40 006 1118</p>	
<p>Han® HPR, Protection cover, for hoods</p> 		09 40 006 5414	
<p>Han® HPR, Protection cover, for bulkhead mounted housings, for surface mounted housings</p> 		09 40 006 5411	

Hoods/housings for harsh outdoor environments  
Toggle locking

Housings

Identification	Cable entry	Part number	Drawing (dimensions in mm)
Han® HPR, Hoods, Top entry 	1x M25	19 40 010 0401	
Han® HPR, Hoods, Side entry 	1x M25	19 40 010 0501	
Han® HPR, Bulkhead mounted housings 		09 40 010 0301	
Han® HPR, Protection cover, for hoods 		09 40 010 5404	



Housings

Identification

Cable entry

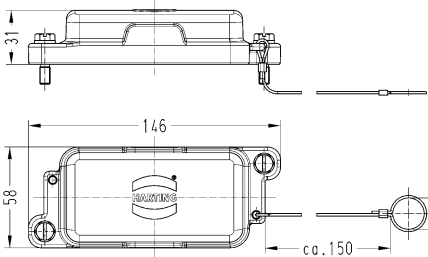
Part number

Drawing  
(dimensions in mm)

Han® HPR,  
Protection cover,  
for bulkhead mounted housings,  
for surface mounted housings




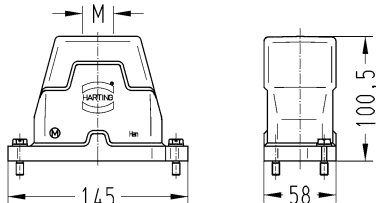

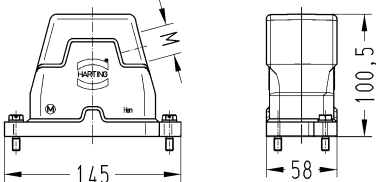

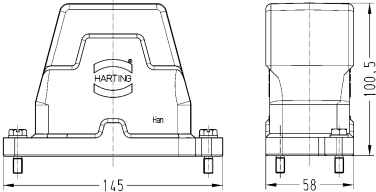

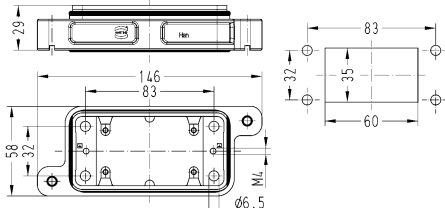
09 40 010 5401


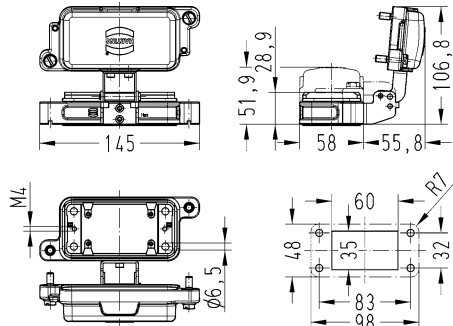

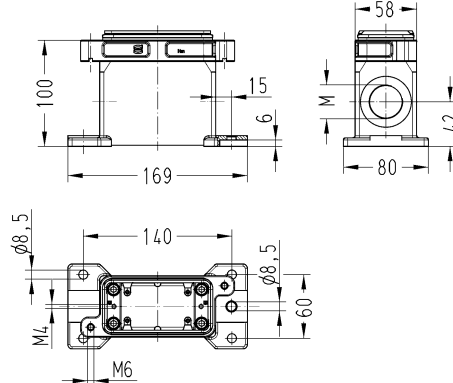

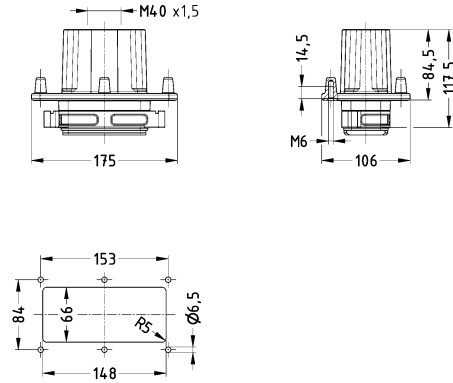

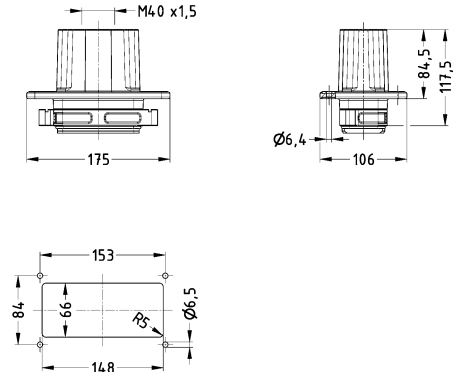



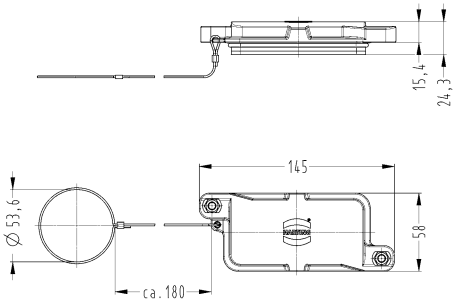

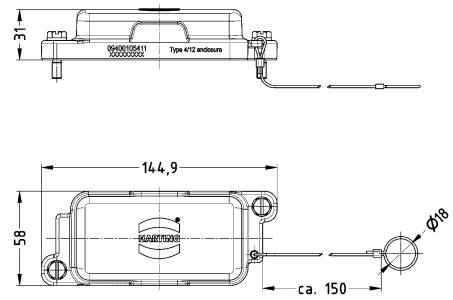


Hoods/housings for harsh outdoor environments  
Screw locking

## Housings

Identification	Cable entry	Part number	Drawing (dimensions in mm)
Han® HPR, Hoods, Top entry 	1x M25 1x M32 1x M40 2x M20	19 40 010 0411 19 40 010 0412 19 40 010 0413 19 40 010 0430	
Han® HPR, Hoods, Side entry 	1x M25 1x M32 1x M40	19 40 010 0511 19 40 010 0512 19 40 010 0513	
Han® HPR, Hoods, Without cable entry 		09 40 010 0811	
Han® HPR, Bulkhead mounted housings 		09 40 010 0311	


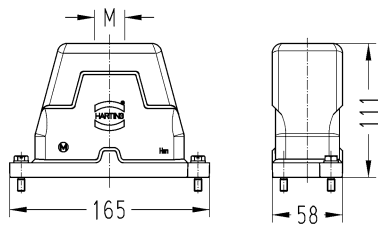

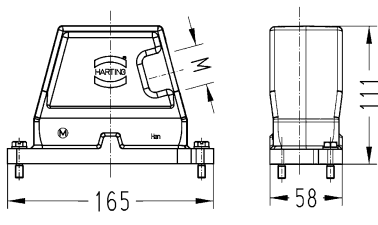

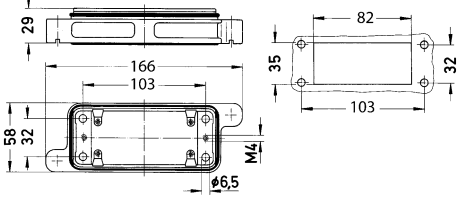

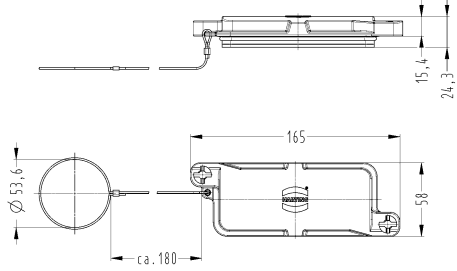
Identification	Cable entry	Part number	Drawing (dimensions in mm)
Han® HPR, Bulkhead mounted housings, With metal cover 		09 40 010 0317	
Han® HPR, Surface mounted housing, Side entry 	1x M20 1x M32 1x M40 2x M25 2x M32	19 40 010 1260 19 40 010 1262 19 40 010 1263 19 40 010 1271 19 40 010 1272	
Han® HPR, Panel feed through housing, for mounting from inside, Top entry 	1x M40	19 40 010 1113	
Han® HPR, Panel feed through housing, for mounting from outside, Top entry  <p>The fixing screws must be sealed separately to reach the given degree of protection.</p>	1x M40	19 40 010 1118	


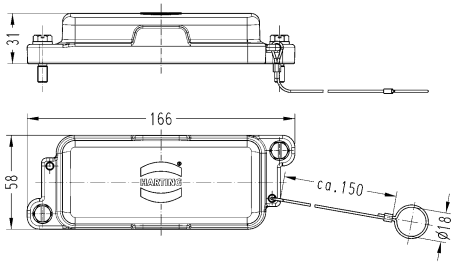
Identification	Cable entry	Part number	Drawing (dimensions in mm)
<div><div>Han® HPR, Protection cover, for hoods</div><div></div></div>		09 40 010 5414	<div></div>
<div><div>Han® HPR, Protection cover, for bulkhead mounted housings, for surface mounted housings</div><div></div></div>		09 40 010 5411	<div></div>

Housings

Hoods/housings for harsh outdoor environments  
Toggle locking


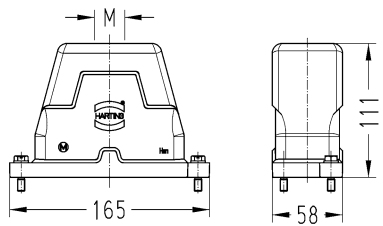

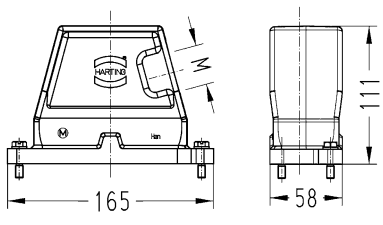

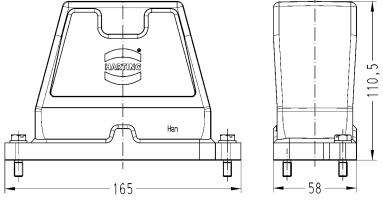

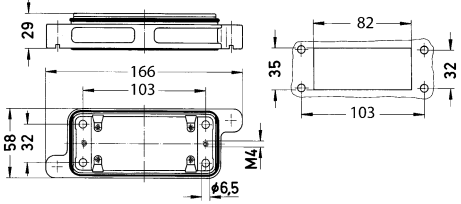

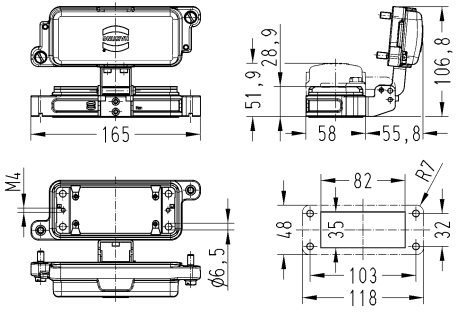
Housings


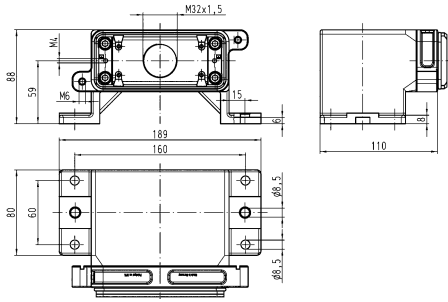

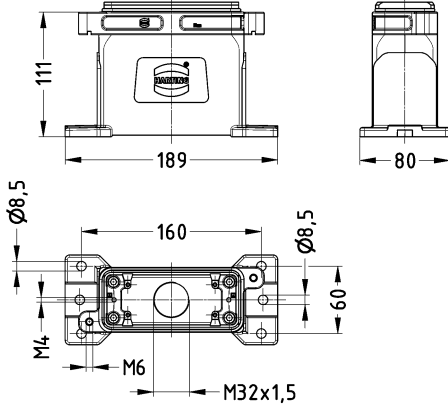

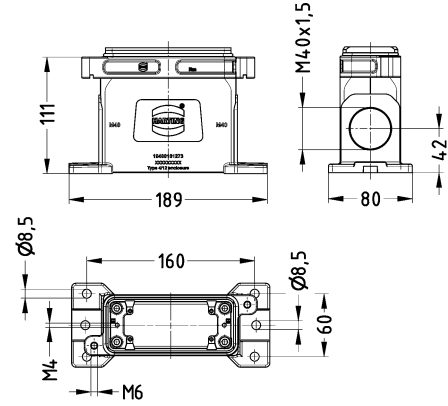

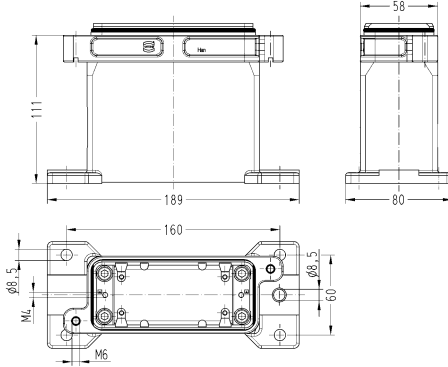
Identification	Cable entry	Part number	Drawing (dimensions in mm)
Han® HPR, Hoods, Top entry 	1x M32	19 40 016 0402	
Han® HPR, Hoods, Side entry 	1x M32	19 40 016 0502	
Han® HPR, Bulkhead mounted housings 		09 40 016 0301	
Han® HPR, Protection cover, for hoods 		09 40 016 5404	


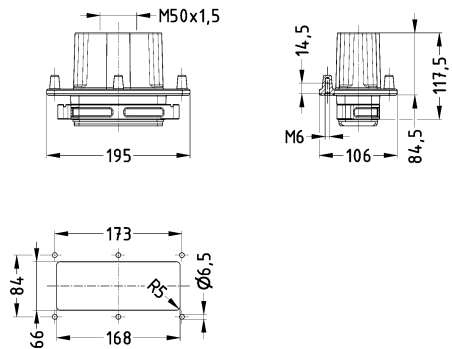

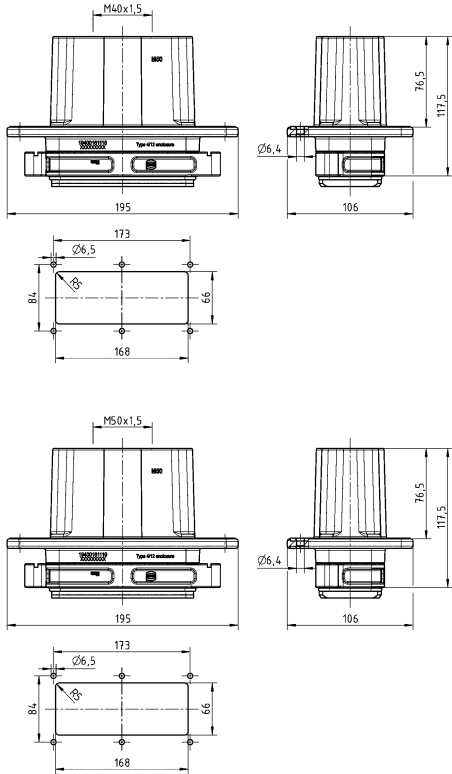

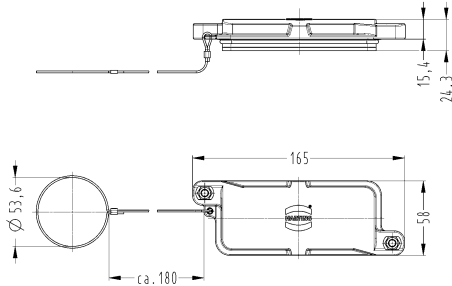
Identification	Cable entry	Part number	Drawing (dimensions in mm)
<p>Han® HPR, Protection cover, for bulkhead mounted housings, for surface mounted housings</p> 		09 40 016 5401	

Hoods/housings for harsh outdoor environments  
Screw locking


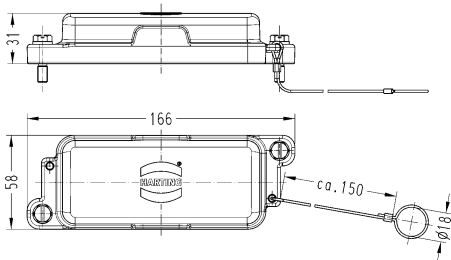
Housings

Identification	Cable entry	Part number	Drawing (dimensions in mm)
Han® HPR, Hoods, Top entry 	1x M25 1x M32 1x M40 1x M50 2x M25	19 40 016 0411 19 40 016 0412 19 40 016 0413 19 40 016 0414 19 40 016 0431	
Han® HPR, Hoods, Side entry 	1x M20 1x M25 1x M32 1x M40 1x M50	19 40 016 0510 19 40 016 0511 19 40 016 0512 19 40 016 0513 19 40 016 0514	
Han® HPR, Hoods, Without cable entry 		09 40 016 0811	
Han® HPR, Bulkhead mounted housings 		09 40 016 0311	
Han® HPR, Bulkhead mounted housings, With metal cover 		09 40 016 0317	

Identification	Cable entry	Part number	Drawing (dimensions in mm)
Han® HPR, Surface mounted housing, Horizontal version, Top entry 	1x M32 2x M32	19 40 016 0912 19 40 016 0922	
Han® HPR, Surface mounted housing, Top entry 	1x M32 2x M32	19 40 016 1223 19 40 016 1222	
Han® HPR, Surface mounted housing, Side entry 	1x M25 1x M32 1x M40 2x M40	19 40 016 1261 19 40 016 1262 19 40 016 1263 19 40 016 1273	
Han® HPR, Surface mounted housing, Without cable entry 		09 40 016 1201	

Identification	Cable entry	Part number	Drawing (dimensions in mm)
Han® HPR, Panel feed through housing, for mounting from inside, Top entry  	1x M40 1x M50	19 40 016 1113 19 40 016 1114	
Han® HPR, Panel feed through housing, for mounting from outside, Top entry    The fixing screws must be sealed separately to reach the given degree of protection.	1x M40 1x M50 2x M25	19 40 016 1118 19 40 016 1119 19 40 016 1134	
Han® HPR, Protection cover, for hoods  		09 40 016 5414	


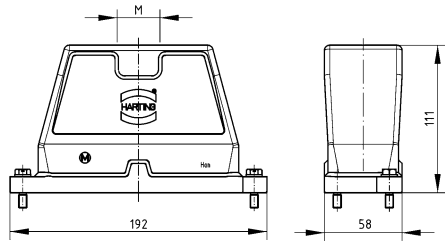
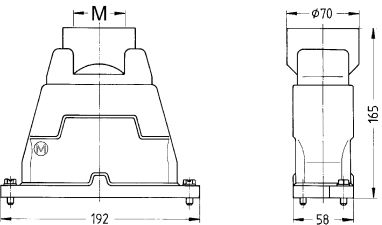

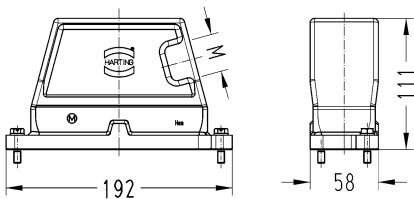

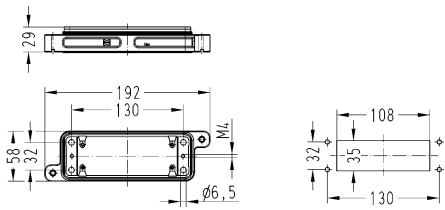

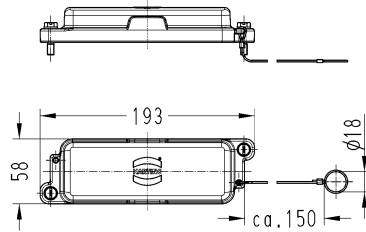



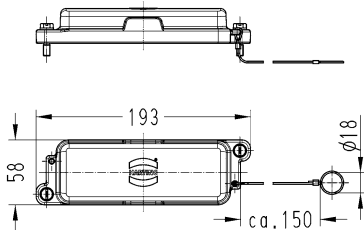
Identification	Cable entry	Part number	Drawing (dimensions in mm)
<div><div><div>Han® HPR, Protection cover, for bulkhead mounted housings, for surface mounted housings</div><div></div></div></div> <div></div> <div></div> <div>09 40 016 5411</div> <div><div></div></div>			

Housings

Hoods/housings for harsh outdoor environments  
Toggle locking


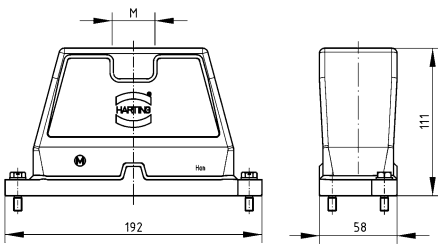

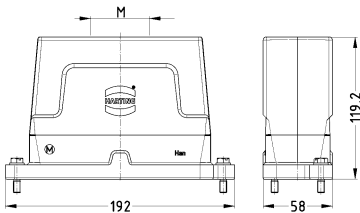

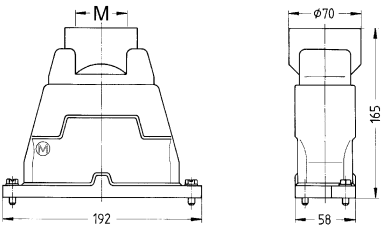

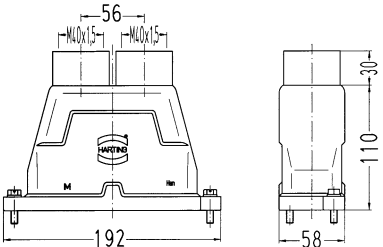
Housings


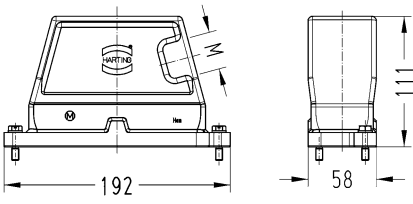

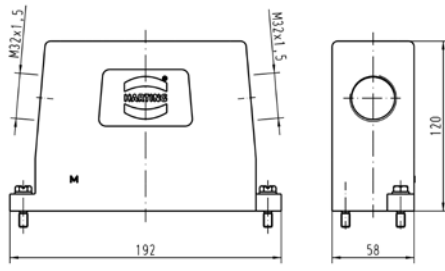

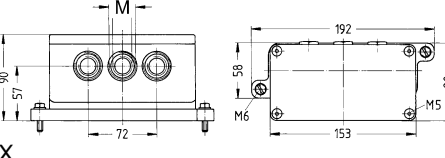

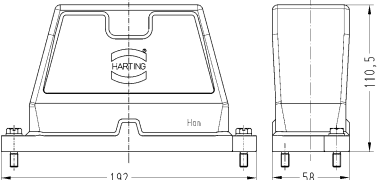

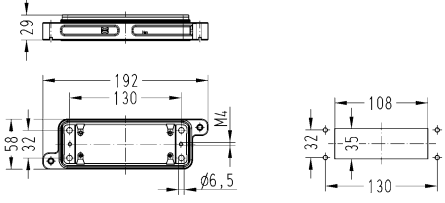

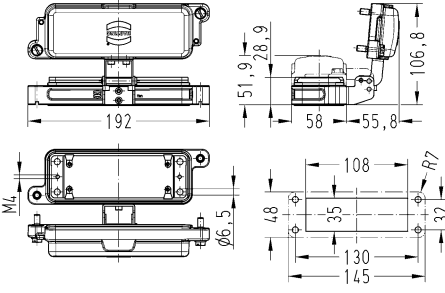
Identification	Cable entry	Part number	Drawing (dimensions in mm)
Han® HPR, Hoods, Top entry 	1x M32 1x M63	19 40 024 0402 19 40 024 0410	 
Han® HPR, Hoods, Side entry 	1x M40	19 40 024 0503	
Han® HPR, Bulkhead mounted housings 		09 40 024 0301	
Han® HPR, Protection cover, for hoods 		09 40 024 5404	


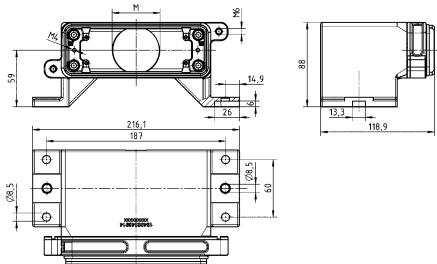

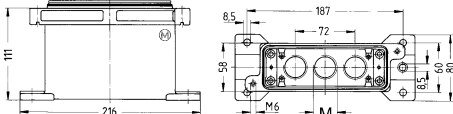

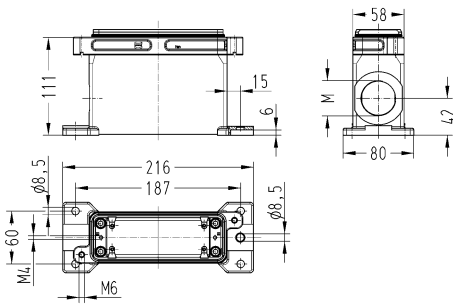

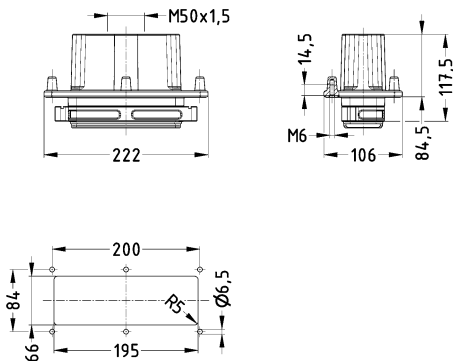
Identification	Cable entry	Part number	Drawing (dimensions in mm)
<p>Han® HPR, Protection cover, for bulkhead mounted housings, for surface mounted housings</p> 		09 40 024 5401	


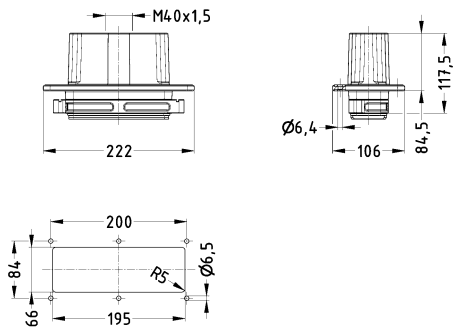

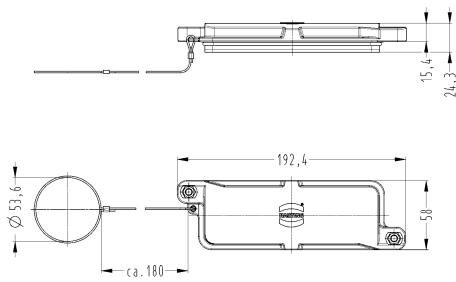

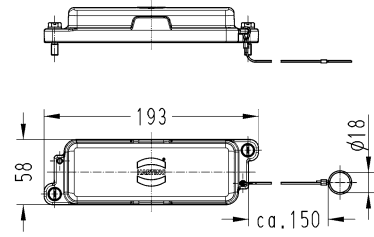
Hoods/housings for harsh outdoor environments  
Screw locking

Housings

Identification	Cable entry	Part number	Drawing (dimensions in mm)
<p>Han® HPR, Hoods, Top entry</p> 	<p>1x M32 1x M40 1x M50 2x M25 2x M32 2x M40 3x M25 3x M25, 1x M20 4x M20 4x M25</p>	<p>19 40 024 0412 19 40 024 0413 19 40 024 0414 19 40 024 0431 19 40 024 0432 19 40 024 0433 19 40 024 0461 19 40 024 0471 19 40 024 0473 19 40 024 0474</p>	
<p>Han® HPR, Hoods, Top entry, High construction</p> 	<p>1x M50 3x M32 4x M25</p>	<p>19 40 024 0419 19 40 024 0467 19 40 024 0477</p>	
<p>Han® HPR, Hoods, Special type, Top entry</p> 	<p>1x M63</p>	<p>19 40 024 0420</p>	
<p>Han® HPR, Hoods, With adapter, Top entry</p> 	<p>2x M40</p>	<p>19 40 024 0438</p>	

Identification	Cable entry	Part number	Drawing (dimensions in mm)
Han® HPR, Hoods, Side entry 	1x M32 1x M40 1x M50	19 40 024 0512 19 40 024 0513 19 40 024 0514	
Han® HPR, Hoods, Side entry, High construction 	2x M32	19 40 024 0537	
Han® HPR, Hoods, Special type, Angled entry 	3x M25	19 40 024 0631	
Han® HPR, Hoods, Without cable entry 		09 40 024 0811	
Han® HPR, Bulkhead mounted housings 		09 40 024 0311	
Han® HPR, Bulkhead mounted housings, With metal cover 		09 40 024 0317	

Identification	Cable entry	Part number	Drawing (dimensions in mm)
Han® HPR, Surface mounted housing, Horizontal version, Top entry  	1x M50 2x M32 3x M25 3x M25, 1x M20 4x M25	19 40 024 0914 19 40 024 0925 19 40 024 0931 19 40 024 0971 19 40 024 0941	
Han® HPR, Surface mounted housing, Top entry  	3x M25 3x M25, 1x M20 4x M25	19 40 024 1231 19 40 024 1271 19 40 024 1242	
Han® HPR, Surface mounted housing, Side entry  	1x M40 2x M40 2x M50	19 40 024 1263 19 40 024 1273 19 40 024 1274	
Han® HPR, Panel feed through housing, for mounting from inside, Top entry  	1x M40 1x M50	19 40 024 1113 19 40 024 1114	

Identification	Cable entry	Part number	Drawing (dimensions in mm)
<p>Han® HPR, Panel feed through housing, for mounting from outside, Top entry</p>  <p>The fixing screws must be sealed separately to reach the given degree of protection.</p>	<p>1x M40 1x M50 2x M32</p>	<p>19 40 024 1118 19 40 024 1119 19 40 024 1135</p>	
<p>Han® HPR, Protection cover, for hoods</p> 		09 40 024 5414	
<p>Han® HPR, Protection cover, for bulkhead mounted housings, for surface mounted housings</p> 		09 40 024 5411	

## Features

- Hoods/housings for harsh environments
- Extremely resistant to chemicals and other aggressive influences
- Made completely from high-quality stainless steel
- Extremely resistant to corrosion

## Technical characteristics

Limiting temperature	-40 ... +125 °C
Degree of protection acc. to IEC 60529	IP67, IP65
Type rating acc. to UL 50 / UL 50E	4, 4X, 12
Material (hood/housing)	Stainless steel
Surface (hood/housing)	Uncoated
Colour (hood/housing)	Unpainted
Material (seal)	NBR, FPM
Material (locking)	Stainless steel
RoHS	compliant


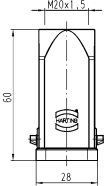

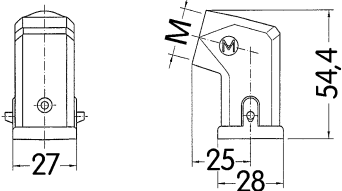

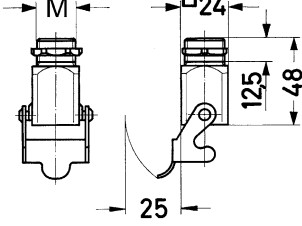

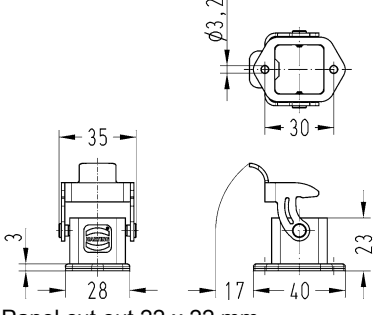
## Specifications and approvals

UL 1977 ECBT2.E235076  
 CSA-C22.2 No. 182.3 ECBT8.E235076  
 DNV GL


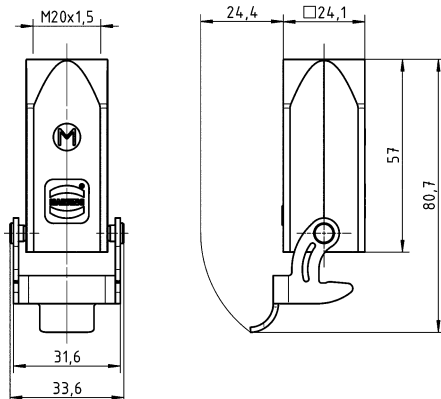

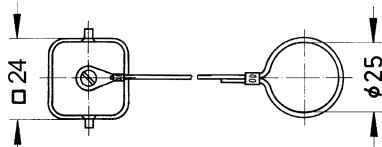

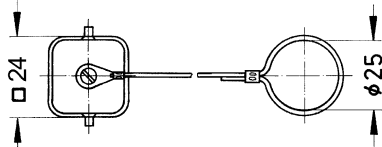

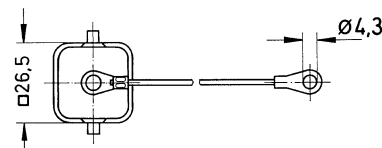


Hoods/housings for harsh environments  
Single locking lever

Housings


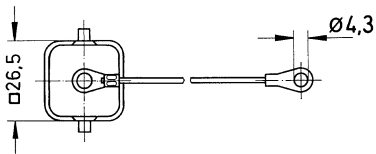
Identification	Cable entry	Part number	Drawing (dimensions in mm)
Han-INOX®, Hoods, Top entry 	1x M20	19 44 003 1440	
Han-INOX®, Hoods, Side entry 	1x M20	19 44 003 1640	
Han-INOX®, Screw mounted housings, Top entry, Pack contents: 1x M20 stainless steel screw nut 	1x M20	19 44 003 1150	
Han-INOX®, Bulkhead mounted housings, Straight 		19 44 003 0301	 <p>Panel cut out 22 x 22 mm</p>

## Housings

Identification	Cable entry	Part number	Drawing (dimensions in mm)
Han-INOX®, Cable to cable housing, Top entry  	1x M20	19 44 003 1750	
Han-INOX®, Protection cover, for hoods, Metal, With fixing cord  		19 44 003 5421	
for mounted female insert or for mounted Han-Brid® insert  Han-INOX®, Protection cover, for hoods, Metal, With fixing cord  		19 44 003 5422	
for mounted male insert  Han-INOX®, Protection cover, for bulkhead mounted housings, for surface mounted housings, for cable to cable housing, Metal, With fixing cord  		19 44 003 5425	
for mounted female insert or for mounted Han-Brid® insert			


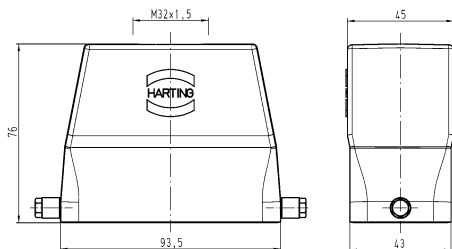

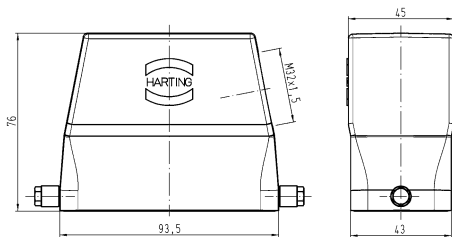

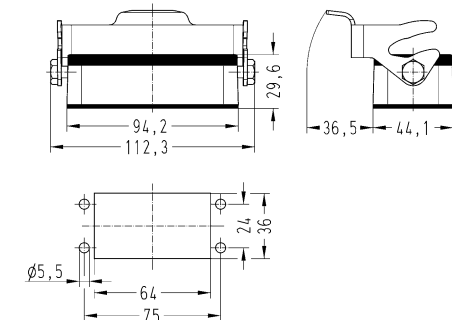

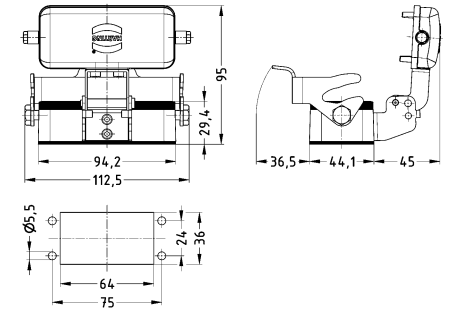


Housings


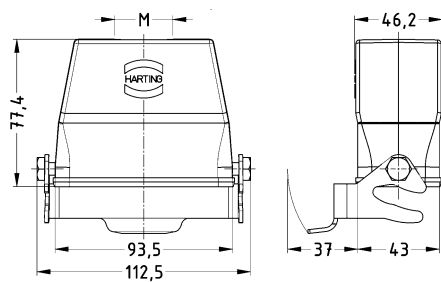

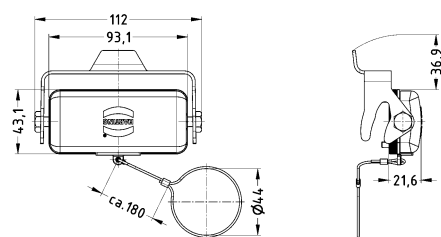

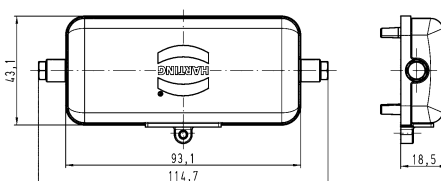

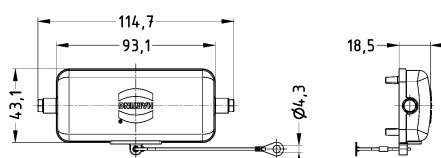
Identification	Cable entry	Part number	Drawing (dimensions in mm)
<p>Han-INOX®, Protection cover, for bulkhead mounted housings, for surface mounted housings, for cable to cable housing, Metal, With fixing cord</p>  <p>for mounted male insert</p>		19 44 003 5426	

Hoods/housings for harsh environments  
Single locking lever

Housings

Identification	Cable entry	Part number	Drawing (dimensions in mm)
Han-INOX®, Hoods, Top entry 	1x M32	19 44 310 0447	
Han-INOX®, Hoods, Side entry 	1x M20 1x M25 1x M32	19 44 310 0545 19 44 310 0546 19 44 310 0547	
Han-INOX®, Bulkhead mounted housings 		19 44 310 0305 19 44 310 0306	 <p>Panel cut out</p>
Han-INOX®, Bulkhead mounted housings, With metal cover 		19 44 310 0303	 <p>Panel cut out</p>

Housings

Identification	Cable entry	Part number	Drawing (dimensions in mm)
Han-INOX®, Cable to cable housing, Top entry  	1x M32	19 44 310 0757	
Han-INOX®, Protection cover, for hoods, Metal, With fixing cord  		19 44 310 5422	
Han-INOX®, Protection cover, for bulkhead mounted housings, for cable to cable housing, Metal  		19 44 310 5421	
Han-INOX®, Protection cover, for bulkhead mounted housings, for cable to cable housing, Metal, With fixing cord  		19 44 310 5423	

## Technical characteristics

Material (seal) NBR  
Colour (seal) Black

## Technical characteristics

Material (cable glands) Metal  
Material (clamping ring) Polyamide compliant  
RoHS

Identification	Size	Clamping range (mm)	Size	Part number	Drawing (dimensions in mm)
Han-INOX®, Flange gasket			10 B	19 44 000 9902	
Han-INOX®, Cable gland	M20 M25 M32 M40	6 ... 13 9 ... 17 13 ... 21 16 ... 28		19 44 000 5082 19 44 000 5083 19 44 000 5084 19 44 000 5085	



Photo courtesy: MAN Diesel & Turbo SE



HARTING Han® Hoods/Housings  
for control of marine Diesel engines.



# Mouser Electronics

Authorized Distributor

Click to View Pricing, Inventory, Delivery & Lifecycle Information:

HARTING:

[09300100318ML](#) [09300240318ML](#) [09300160318ML](#) [09300160738](#)