

4

3

2

1

THIS DRAWING IS UNPUBLISHED.

RELEASED FOR PUBLICATION

© COPYRIGHT

ALL RIGHTS RESERVED.

LOC

DIST



REVISIONS

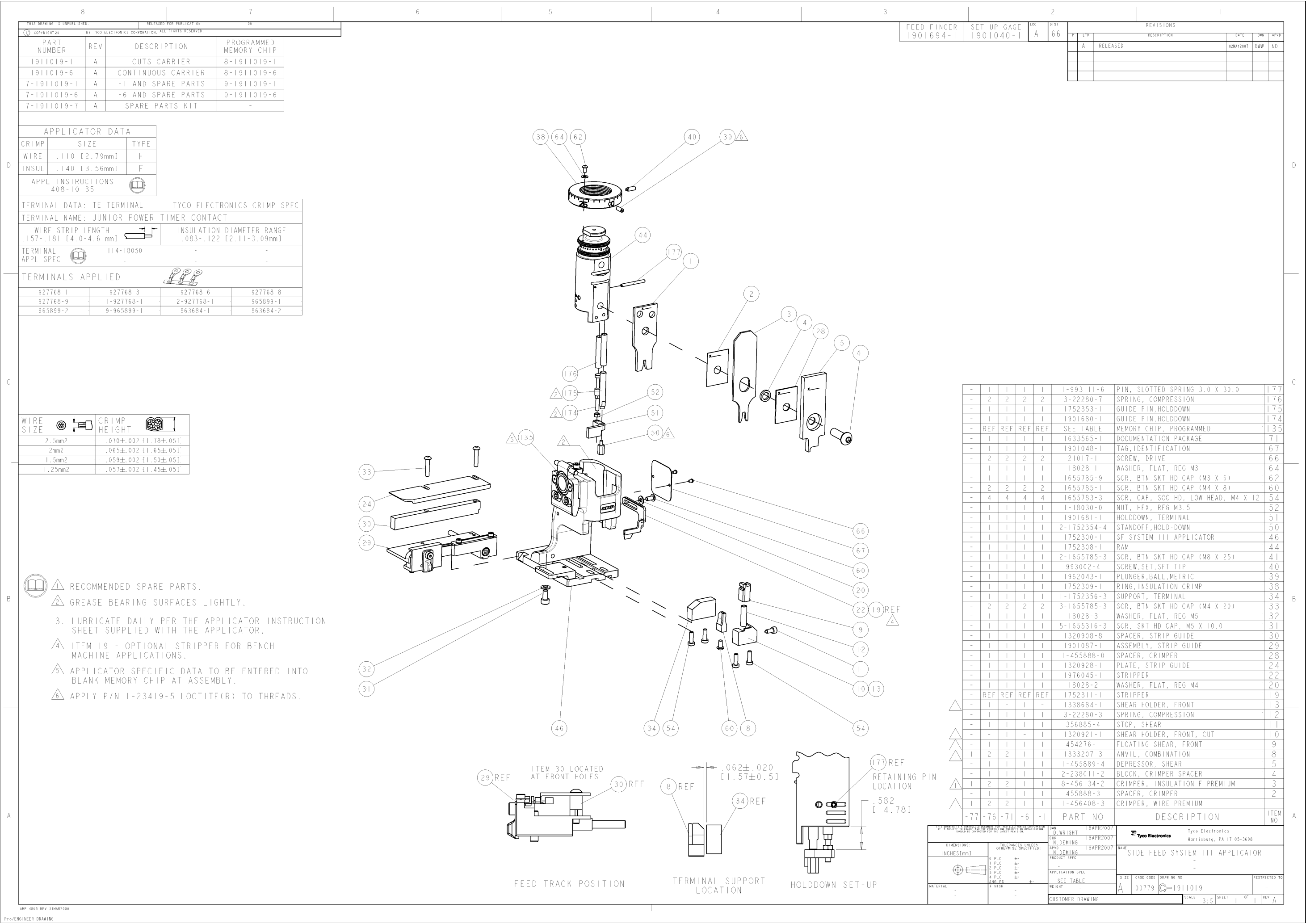
P	LTR	DESCRIPTION	DATE	DWN	APVD
	A1	ECR-13-019228	13DEC13	RS	LZ

REPLACED BY OCEAN STYLE APPLICATOR PART
NUMBER 2151154-6

FOR REPLACEMENT PARTS FOR APPLICATOR 1911019
REFER TO ADDITIONAL PAGE(S). SPARE PARTS KIT (IF LISTED)
WILL REMAIN AVAILABLE.




THE REPLACEMENT OCEAN STYLE APPLICATOR HAS THE
SAME TERMINATOR/PRESS INTERFACE AS APPLICATOR
1911019

THIS DRAWING IS A CONTROLLED DOCUMENT.		DWN R.SHEN		 TE Connectivity			
DIMENSIONS:		CHK LJ.ZHANG					
		APVD U.GUO		NAME			
		PRODUCT SPEC		SIDE FEED SYSTEM III APPLICATOR			
		APPLICATION SPEC					
MATERIAL		WEIGHT		SIZE	CAGE CODE	DRAWING NO	RESTRICTED TO
				A3		©- 1911019	
CUSTOMER ACCESSIBLE PRODUCTION DRAWING				SCALE	SHEET 1 OF 2	REV	A1



PART NUMBER		REV	DESCRIPTION	PROGRAMMED MEMORY CHIP
1911019-1		A	CUTS CARRIER	8-1911019-1
1911019-6		A	CONTINUOUS CARRIER	8-1911019-6
7-1911019-1		A	-1 AND SPARE PARTS	9-1911019-1
7-1911019-6		A	-6 AND SPARE PARTS	9-1911019-6
7-1911019-7		A	SPARE PARTS KIT	-

APPLICATOR DATA		
CRIMP	SIZE	TYPE
WIRE	.110 [2.79mm]	F
INSUL	.140 [3.56mm]	F
APPL INSTRUCTIONS 408-10135		

TERMINAL DATA: TE TERMINAL		TYCO ELECTRONICS CRIMP SPEC	
TERMINAL NAME: JUNIOR POWER TIMER CONTACT			
WIRE STRIP LENGTH .157-.181 [4.0-4.6 mm]			INSULATION DIAMETER RANGE .083-.122 [2.11-3.09mm]
TERMINAL APPL SPEC	114-18050 	-	-
TERMINALS APPLIED			
927768-1	927768-3	927768-6	927768-8
927768-9	1-927768-1	2-927768-1	965899-1
965899-2	9-965899-1	963684-1	963684-2

WIRE SIZE	CRIMP HEIGHT
2.5mm2	.070±.002 [1.78±.05]
2mm2	.065±.002 [1.65±.05]
1.5mm2	.059±.002 [1.50±.05]
1.25mm2	.057±.002 [1.45±.05]

- RECOMMENDED SPARE PARTS.
- GREASE BEARING SURFACES LIGHTLY.
3. LUBRICATE DAILY PER THE APPLICATOR INSTRUCTION SHEET SUPPLIED WITH THE APPLICATOR.
- ITEM 19 - OPTIONAL STRIPPER FOR BENCH MACHINE APPLICATIONS.
- APPLICATOR SPECIFIC DATA TO BE ENTERED INTO BLANK MEMORY CHIP AT ASSEMBLY.
- APPLY P/N 1-23419-5 LOCTITE(R) TO THREADS.

FEED FINGER 1901694-1	SET UP GAGE 1901040-1	LOC A	DIST 66
--------------------------	--------------------------	----------	------------

REVISIONS			
REV	DESCRIPTION	DATE	APP'D
A	RELEASED	02MAY2007	DWW ND

-	1	1	1	1	1-993111-6	PIN, SLOTTED SPRING 3.0 X 30.0	177
-	2	2	2	2	3-22280-7	SPRING, COMPRESSION	176
-	1	1	1	1	1752353-1	GUIDE PIN,HOLDDOWN	175
-	1	1	1	1	1901680-1	GUIDE PIN,HOLDDOWN	174
-	REF	REF	REF	REF	SEE TABLE	MEMORY CHIP, PROGRAMMED	135
-	1	1	1	1	1633565-1	DOCUMENTATION PACKAGE	71
-	1	1	1	1	1901048-1	TAG,IDENTIFICATION	67
-	2	2	2	2	21017-1	SCREW, DRIVE	66
-	1	1	1	1	18028-1	WASHER, FLAT, REG M3	64
-	1	1	1	1	1655785-9	SCR, BTN SKT HD CAP (M3 X 6)	62
-	2	2	2	2	1655785-1	SCR, BTN SKT HD CAP (M4 X 8)	60
-	4	4	4	4	1655783-3	SCR, CAP, SOC HD, LOW HEAD, M4 X 12	54
-	1	1	1	1	1-18030-0	NUT, HEX, REG M3.5	52
-	1	1	1	1	1901681-1	HOLDDOWN, TERMINAL	51
-	1	1	1	1	2-1752354-4	STANDOFF,HOLD-DOWN	50
-	1	1	1	1	1752300-1	SF SYSTEM III APPLICATOR	46
-	1	1	1	1	1752308-1	RAM	44
-	1	1	1	1	2-1655785-3	SCR, BTN SKT HD CAP (M8 X 25)	41
-	1	1	1	1	993002-4	SCREW,SET,SFT TIP	40
-	1	1	1	1	1962043-1	PLUNGER,BALL,METRIC	39
-	1	1	1	1	1752309-1	RING,INSULATION CRIMP	38
-	1	1	1	1	1-1752356-3	SUPPORT, TERMINAL	34
-	2	2	2	2	3-1655785-3	SCR, BTN SKT HD CAP (M4 X 20)	33
-	1	1	1	1	18028-3	WASHER, FLAT, REG M5	32
-	1	1	1	1	5-1655316-3	SCR, SKT HD CAP, M5 X 10.0	31
-	1	1	1	1	1320908-8	SPACER, STRIP GUIDE	30
-	1	1	1	1	1901087-1	ASSEMBLY, STRIP GUIDE	29
-	1	1	1	1	1-455888-0	SPACER, CRIMPER	28
-	1	1	1	1	1320928-1	PLATE, STRIP GUIDE	24
-	1	1	1	1	1976045-1	STRIPPER	22
-	1	1	1	1	18028-2	WASHER, FLAT, REG M4	20
-	REF	REF	REF	REF	1752311-1	STRIPPER	19
-	1	-	1	-	1338684-1	SHEAR HOLDER, FRONT	13
-	1	1	1	1	3-22280-3	SPRING, COMPRESSION	12
-	1	1	1	1	356885-4	STOP, SHEAR	11
-	-	1	-	1	1320921-1	SHEAR HOLDER, FRONT, CUT	10
-	1	1	1	1	454276-1	FLOATING SHEAR, FRONT	9
1	2	2	1	1	1333207-3	ANVIL, COMBINATION	8
-	1	1	1	1	1-455889-4	DEPRESSOR, SHEAR	5
-	1	1	1	1	2-238011-2	BLOCK, CRIMPER SPACER	4
1	2	2	1	1	8-456134-2	CRIMPER, INSULATION F PREMIUM	3
-	1	1	1	1	455888-3	SPACER, CRIMPER	2
1	2	2	1	1	1-456408-3	CRIMPER, WIRE PREMIUM	1
-77	-76	-71	-6	-1	PART NO	DESCRIPTION	ITEM NO

DIMENSIONS: (INCHES/mm)		TOLERANCES (INCHES/mm)		DWN D WRIGHT 18APR2007		Tyco Electronics Tyco Electronics Harrisburg, PA 17105-3608	
N DEMING 18APR2007		N DEMING 18APR2007		N DEMING 18APR2007		NAME SIDE FEED SYSTEM III APPLICATOR	
APPLICATION SPEC		SEE TABLE		SIZE		RESTRICTED TO	
WEIGHT		A 00779		C 1911019		SCALE 3:5	
CUSTOMER DRAWING		SHEET 1 OF 1		REV A			

Mouser Electronics

Authorized Distributor

Click to View Pricing, Inventory, Delivery & Lifecycle Information:

[TE Connectivity:](#)

[1911019-6](#)