

© 2019 TE Connectivity. All Rights Reserved.

REVISIONS

P	LTR	DESCRIPTION	DATE	DWN	APVD
F		PLASTIC MATERIAL SUPPLIER CHANGE	22MAR2019	SS	PS

POS. PER ROW N	L	PART NUMBER
2	5.08	215309 -2
3	7.62	-3
4	10.16	-4
5	12.70	-5
6	15.24	-6
7	17.78	-7
8	20.32	-8
9	22.86	-9
10	25.40	1- -0
11	27.94	1- -1
12	30.48	1- -2
13	33.02	1- -3
14	35.56	1- -4
15	38.10	1- -5
16	40.64	1- -6
17	43.18	1- -7
18	45.72	1- -8
19	48.26	1- -9
20	50.80	2- -0
21	53.34	2- -1
22	55.88	2- -2
23	58.42	2- -3
24	60.96	2- -4
25	63.50	2- -5
26	66.04	2- -6
27	68.58	2- -7
28	71.12	2- -8
29	73.66	2- -9
30	76.2	3- -0
31	78.74	3- -1
32	81.28	3- -2
33	83.82	3- -3
34	86.36	3- -4
35	88.90	3- -5
36	91.44	3- 215309 -6

OBSOLETE

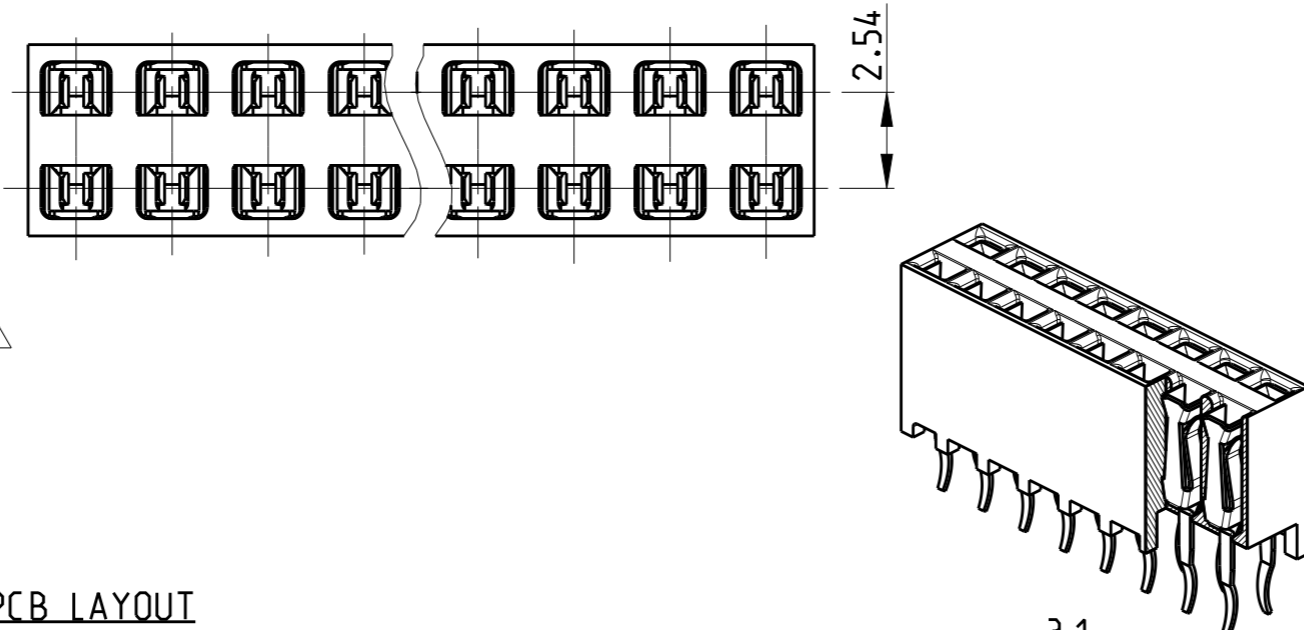
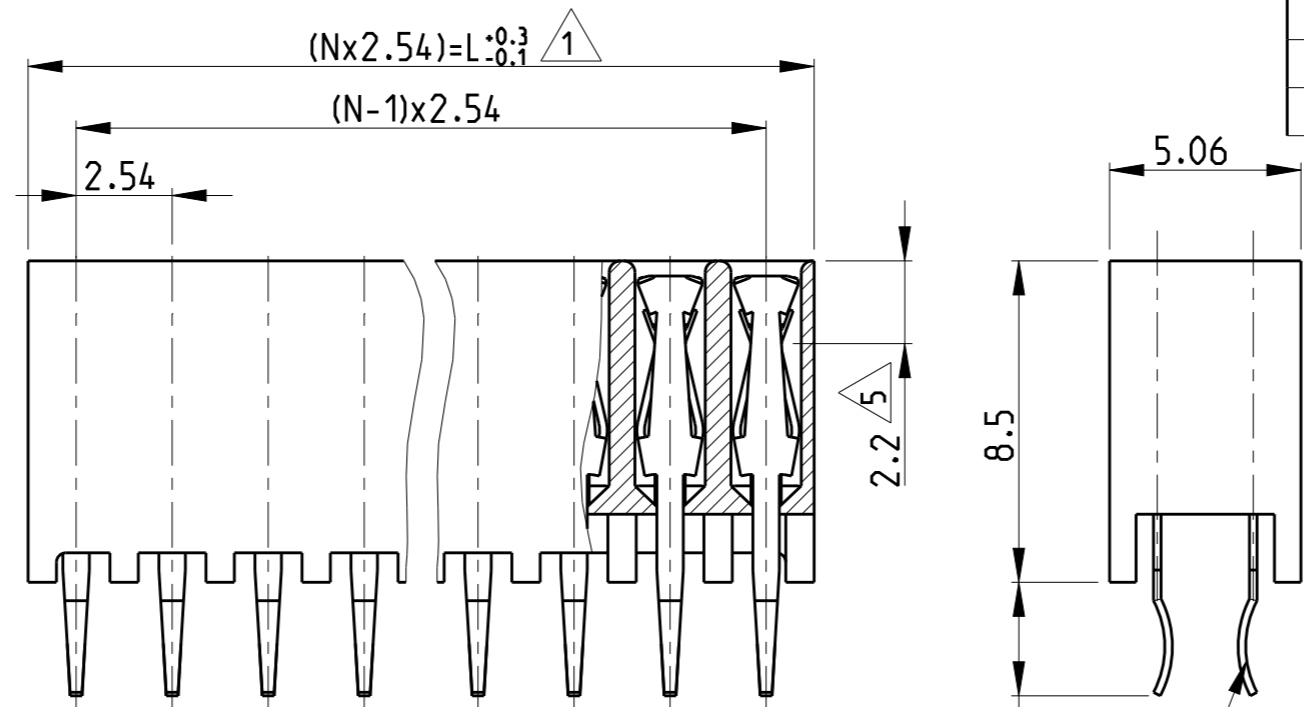
OBSOLETE

OBSOLETE

OBSOLETE

OBSOLETE

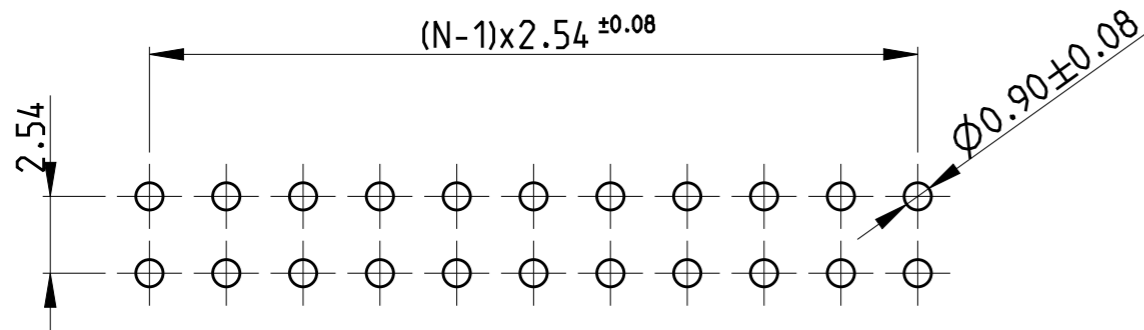
OBSOLETE



NOTES:

- 1 TO DETERMINE DIMENSIONS TAKE 2xN = NR. OF POS.
FOR EXAMPLE: 2x10 POS; N x 2.54= 25.4mm
FOR ORDER NO: USE BASIC - NR. + NR. OF POS.
FOR EXAMPLE: 2x2POS. = 215309-2 (SHORTEST VERSION)
2x36POS. =3-215309-6 (LONGEST VERSION)
- 2 HOUSING MATERIAL: PBT GREEN GLASS FILLED. UL 94V-0
CONTACT MATERIAL: PHOSPHOR BRONZE
- 3 PLATING: UNDER COATING: 1.3µm Ni
AT CONT. PLACE: 0.8µm Au
AT SOLDER-TYNES: MIN. 2.5µm Sn
- 4 MATES WITH 0.63 SQUARE/ROUND MODU POSTS
- 5 CONTACT POINT
- 6 RECOMMENDED PC BOARD THICKNESS: 1.6mm
- 7 PC-BOARD RETENTION FEATURE
- 8 HV100 CONNECTOR PACKED IN ANTI-STATIC BLISTER TRAY
- 9 OBSOLETE PARTS: OBSOLETE CIS STREAMLINING PER D.RENAUD/D.SINISI

RECOMMENDED PCB LAYOUT



THIS DRAWING IS A CONTROLLED DOCUMENT.		DWN L.V.D. HEYDEN 09 JUL 1986		
DIMENSIONS: mm		CHK W.SIMONS		
TOLERANCES UNLESS OTHERWISE SPECIFIED: ±0.15		APVD L.V.SOEST	NAME HV100 CONNECTOR VERTICAL, 8.5mm TOP ENTRY, DUAL ROW, GOLD	
0 PLC ±		PRODUCT SPEC 108-19056	SIZE A3	
1 PLC ±		APPLICATION SPEC -	CAGE CODE 00779	DRAWING NO C-215309
2 PLC ±		WEIGHT -	RESTRICTED TO	
3 PLC ±		CUSTOMER DRAWING		
4 PLC ±		SCALE 5:1		
ANGLES ±		SHEET 1 OF 1		
FINISH		REV F		