SYMBOL DEFINITION		
A DIMENSION WITHOUT AN INSPECTION REPORT SYMBOL (☐) DOES NOT REQUIRE INSPECTION. IT MAY BE CONTROLLED ON THE INDIVIDUAL COMPONENT DRAWING.	TOTAL NO OF INSPECTIONS REQUIRED	29
	LAST NO. USED	26

MISSING SYMBOLS
NO MISSING SYMBOL NUMBER

DWG STATUS						ZONE	REVISION HISTORY	AUTH	DR	APVD	APVD
DATE	STA	REV	A/P	CHG						1	2
18NOV99	R	A3	-	-		-	CLEARED REV COLUMN & REDRAWN TO PD	990209	AAS	AJS	JGS
28JA00	R	A4	-	-		-	REVISED TOLERANCES (15 PLCS)	190543	JPC	JPC	JPC
22MF00	R	A5	-	-		-	REMOVED DIMENSIONS (46 PLCS)	199411	EAH	EAH	MYA
19MR01	R	A6	-	-		-	REVISED NOTE #2	287815	TLD	TLD	TLD
11DE01	R	A7	-	-		-	UPDATED PDM ATTRIBUTES	217356	MWM	MWM	DGD
14MR03	R	A8	-	-		-	MATERIAL SPEC WAS R0100111	238311	TLD	TLD	MP
04DE03	R	A9	-	-		-	44.96+0.15-0.63 WAS 44.96+/-0.15	249622	TLD	TLD	MP
16JA07	R	A10	-	-		-	UPDATED PDM ATTRIBUTES	400100	RJD	RJD	MP
19FE09	R	A11	-	-		-	ADDED OPTIONAL CONSTRUCTION VIEW	407403	PAC	CCB	PAC

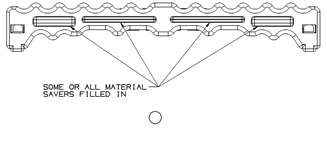

OPTIONAL CONSTRUCTION

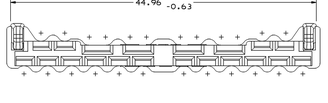

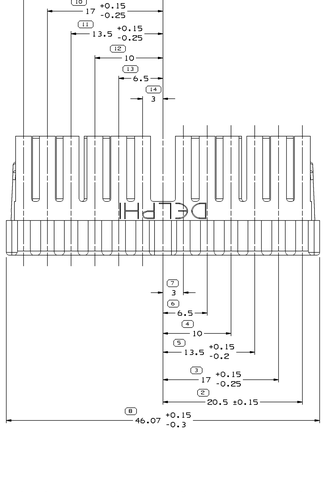

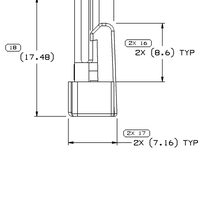

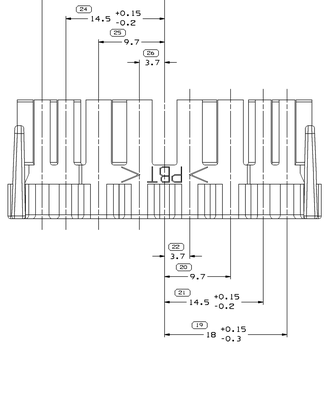

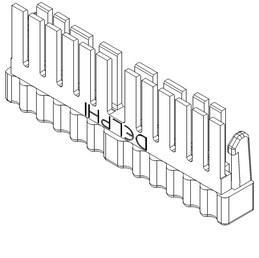

NOTES

1. UNLESS OTHERWISE SPECIFIED AND/OR INDICATED:
   DIMENSIONS ARE TO FACE OF VIEW SHOWN AND AUTOMATICALLY ROUNDED BY COMPUTER FOR INSPECTION. (SEE MATH MODEL FOR PRECISE DIMENSIONS.) FOR ALL OTHER DIMENSIONS NOT SHOWN BUT REQUIRED FOR TOOL BUILD, SEE MATH MODEL FOR PRECISE TOOL PATH DATA.

2. MATING COMPONENTS OR EQUIVALENT:
   CONNECTOR 15305217, 15305218 & 15304837, 15359287, & 15393744

3. MATERIAL RECYCLING CODE PER ISO 11469. (2.3)X(0.1) RAISED CHARACTERS AS SHOWN TO BE LOCATED ON ANY EXTERIOR SURFACE. OPTIONAL CONSTRUCTION TO BE NO MATERIAL RECYCLING CODE.

4. (2.3)X(0.1) RAISED DELPHI CORPORATE BRAND TO BE LOCATED ON ANY EXTERIOR SURFACE, PREFERABLY VISIBLE AT FINAL ASSEMBLY. OPTIONAL CONSTRUCTION TO BE "RED" OR NO LOGO.

5. THIS PRODUCT IS NOT CATEGORIZED AS AN APPEARANCE ITEM, MINOR IMPERFECTIONS INCLUDING, BUT NOT LIMITED TO, FLOW MARKS, COLOR BLEMISHES, GATE VESTIGE, AND SOFT FLASH THAT DO NOT AFFECT THE FIT, FORM, OR FUNCTION OF THE PART ARE PERMISSIBLE PER NAP 4.10-18.

DRAWING NUMBER							
15304842							
SIZE	SCALE	TOTAL SHT	SHEET NO	SHEET SIZE	TYPE	PREF	SUFF
A1x3	5:1	2 OF 1	1 OF 1	R	A11	-	

(8) PROCESS SENSITIVE DIMENSION

DIMENSIONS ENCLOSED IN () INDICATE REFERENCE DIMENSIONS AND HAVE NO TOLERANCE LIMITS AND ESTABLISHED

AUTOMOTIVE RANGE (MM)											
FROM	0	3	30	6	10	18	>100	>150	>200	>300	>400
TO	3	30	6	10	18	100	150	200	300	400	600
TOLERANCE UNLESS OTHERWISE SPECIFIED											
±0.15	±0.2	±0.3	±0.4	±0.5	±0.6	±0.8	±1	±1.2			
GENERAL TOLERANCE ±0.1											

GENERAL TOLERANCE
DO NOT SCALE
SEE MATH DATA

THIRD ANGLE PROJECTION

NX

DWG TYPE	
PART DRAWING	
STYLE	
VOLUME (CM³) 1.724	SYSTEM CODE D

UNLESS OTHERWISE SPECIFIED

THIS DOCUMENT IS IN ACCORDANCE WITH ASME Y14.5M-1994 AS ADMINISTERED BY THE DELPHI STANDARDS OFFICE. DIMENSIONS ARE INCLUSIVE OF FINISH. DRAFTING ARE TO ENGINEERING AND RELATED SYSTEMS WHICH WILL BE A CORRECT FORM OF REPRESENTATION OF THE PRODUCT. DRAFTING ARE NOT TO BE USED TO DETERMINE OR INTERPOLATE OR DEFINE TOLERANCES. DRAFTING IS NOT TO BE SCALED FOR ANY PURPOSE EXCEPT TEMPLATE OR PROTOTYPE. NO RANGE REPRESENTS A DEVIATION OF EITHER NOMINAL OR MEAN.
ALL DIMENSIONS ARE IN MILLIMETERS

REFERENCE

DELPHI

DELPHI PACKARD ELECTRICAL/ELECTRONIC ARCHITECTURE
WARREN, OH

		DATE	
DR	E. MONCISVAIS	24DC99	
APVD1	E. MONCISVAIS	24DC99	B
APVD2	A. UGALDE G.	29DC99	
APVD3	J. SVETTE	01NOV99	
APVD4			
APVD5			

SUBSTANCES OF CONCERN: NO RECYCLED CONTENT PER DELPHI (29APR02).

FINISH
POLYESTER COMPOUND BLUE

DRAWING NAME
LOCK SECONDARY TPA GT

DRAWING NUMBER							
15304842							
SIZE	SCALE	TOTAL SHT	SHEET NO	SHEET SIZE	TYPE	PREF	SUFF
A1x3	5:1	1 OF 1	1 OF 1	R	A11	-	

15304842

Mouser Electronics

Authorized Distributor

Click to View Pricing, Inventory, Delivery & Lifecycle Information:

Aptiv:
15304842