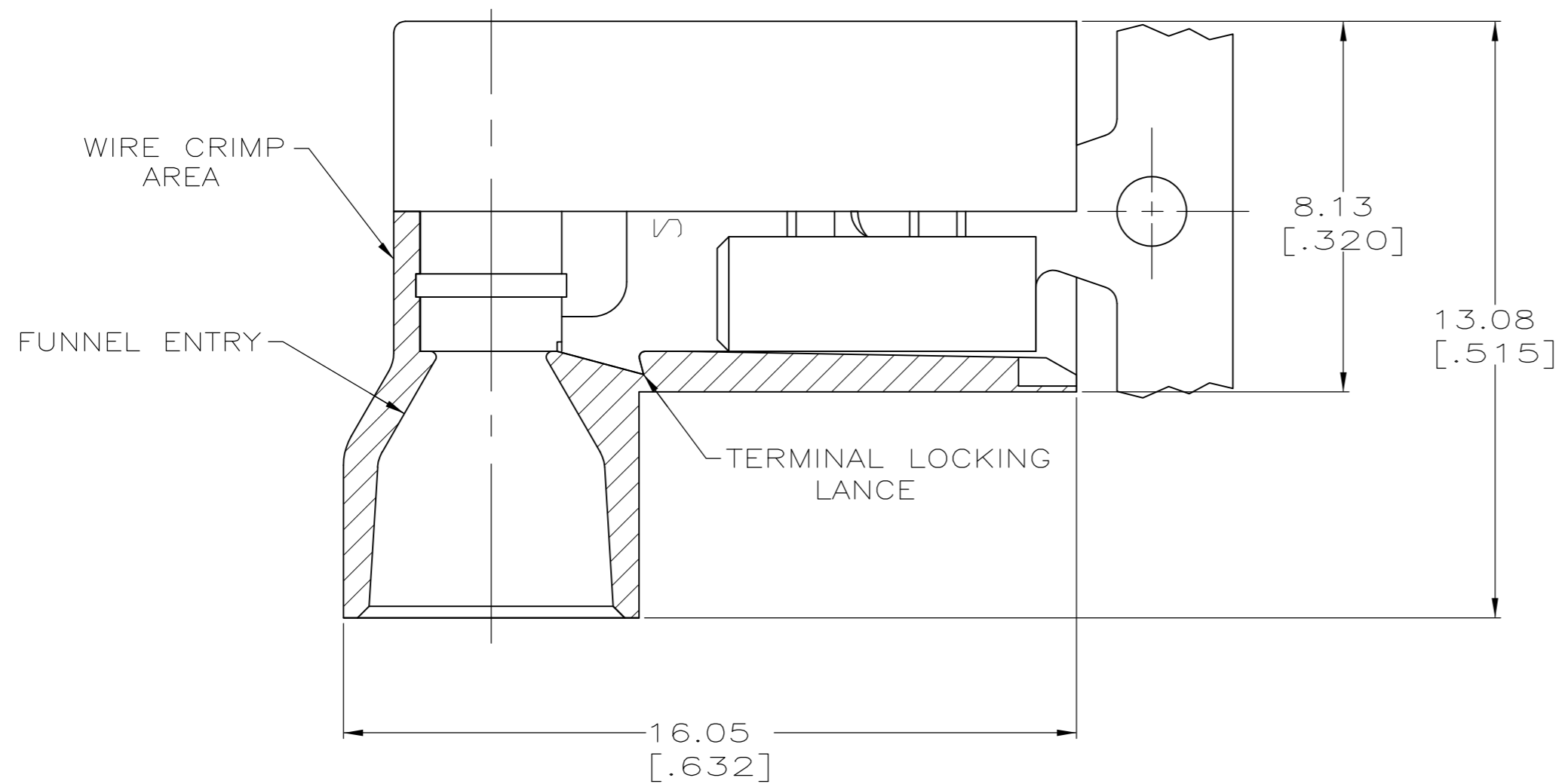
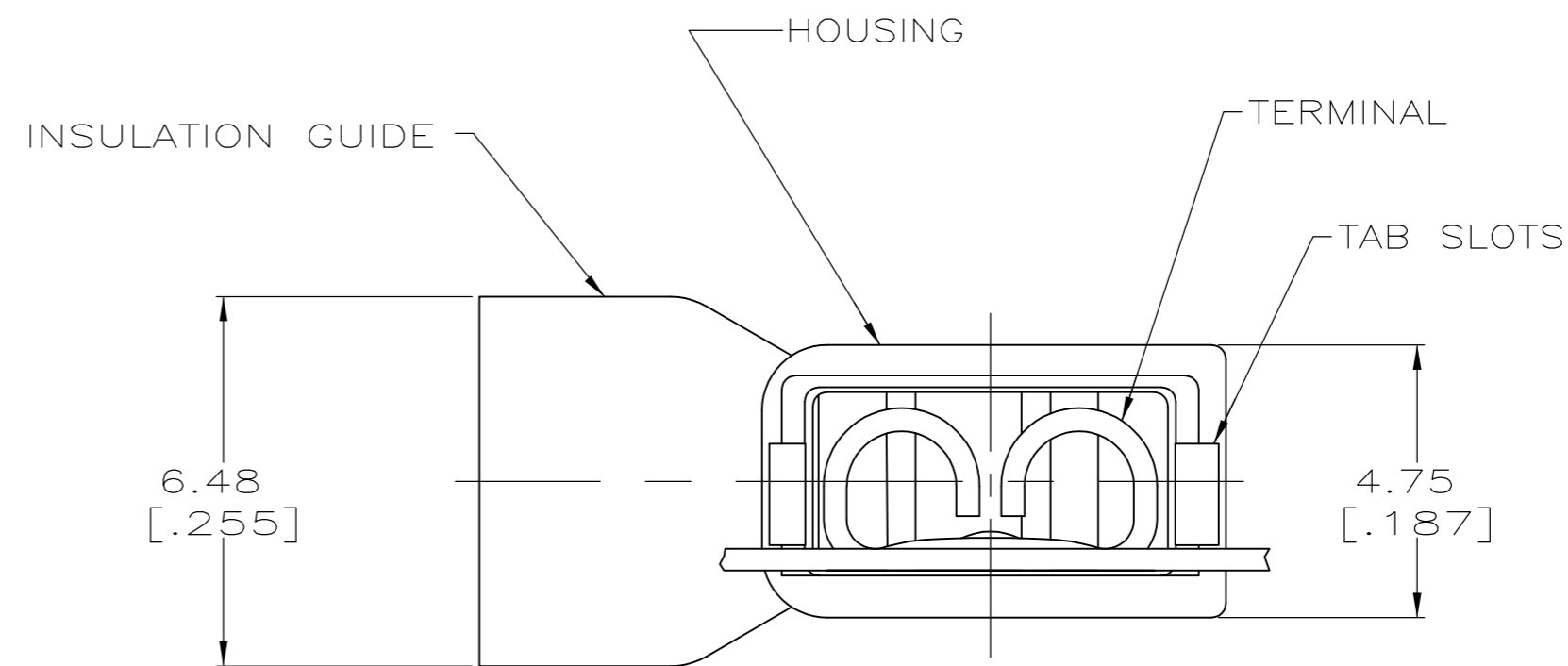
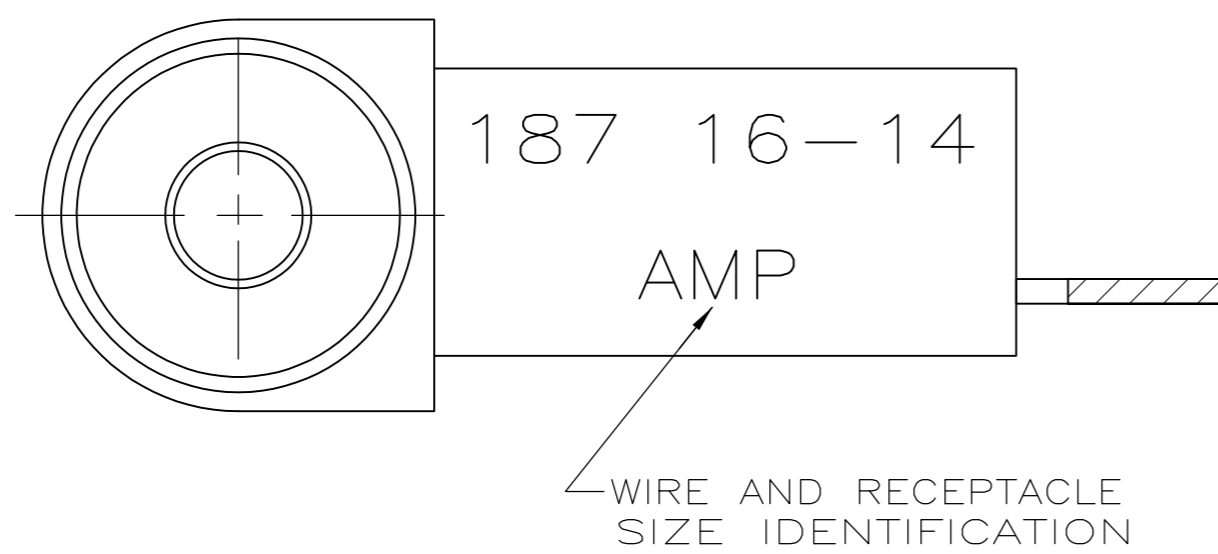


THIS DRAWING IS UNPUBLISHED. RELEASED FOR PUBLICATION  
 © COPYRIGHT - By - ALL RIGHTS RESERVED.

LOC	DIST	REVISIONS			
P	LTR	DESCRIPTION	DATE	DWN	APVD
AF	50				
	K	REVISED PER ECR-13-004343	30JUL13	KH	KR



- 1 FITS 0.81±0.025 X 4.75 [.032±.001 X .187] TAB
- 2 WIRE SIZE: 1.3-2.0mm<sup>2</sup> [16-14 AWG], STRANDED ONLY. STRIP LENGTH 7.14 [.281]
- 3 INSULATION SIZE: 4.70 [.185] MAX DIA.
- 4 CONTINUOUS STRIP.



TYPE 6/6 NYLON	BLACK TRANSLUCENT	BRASS	TIN	9-520340-2
	BLUE TRANSLUCENT			3-520340-2
MATERIAL	COLOR	MATERIAL	FINISH	PART NUMBER
HOUSING		TERMINAL		

THIS DRAWING IS A CONTROLLED DOCUMENT.		DWN P FORTNEY 8/9/90														
DIMENSIONS: mm [INCHES]		CHK JR RUTH 8/9/90														
TOLERANCES UNLESS OTHERWISE SPECIFIED:		APVD D BRATINA 8/9/90														
<table border="1"> <tr><td>0 PLC</td><td>± -</td></tr> <tr><td>1 PLC</td><td>± -</td></tr> <tr><td>2 PLC</td><td>± 0.38 [.015]</td></tr> <tr><td>3 PLC</td><td>± -</td></tr> <tr><td>4 PLC</td><td>± -</td></tr> <tr><td>ANGLES</td><td>± -</td></tr> <tr><td>FINISH</td><td>SEE TABLE</td></tr> </table>		0 PLC			± -	1 PLC	± -	2 PLC	± 0.38 [.015]	3 PLC	± -	4 PLC	± -	ANGLES	± -	FINISH
0 PLC	± -															
1 PLC	± -															
2 PLC	± 0.38 [.015]															
3 PLC	± -															
4 PLC	± -															
ANGLES	± -															
FINISH	SEE TABLE															
MATERIAL SEE TABLE		NAME RECEPTACLE ASSEMBLY, ULTRA-FAST FLAG, 4.75 [.187] SERIES SIZE A2 CAGE CODE 00779 DRAWING NO C=520340 RESTRICTED TO - SCALE 8:1 SHEET 1 OF 1 REV K														

# Mouser Electronics

Authorized Distributor

Click to View Pricing, Inventory, Delivery & Lifecycle Information:

[TE Connectivity:](#)

[9-520340-2](#)