

## Pin strip - PST 1,3/24-5,0 - 1935624

Please be informed that the data shown in this PDF Document is generated from our Online Catalog. Please find the complete data in the user's documentation. Our General Terms of Use for Downloads are valid (<http://phoenixcontact.com/download>)

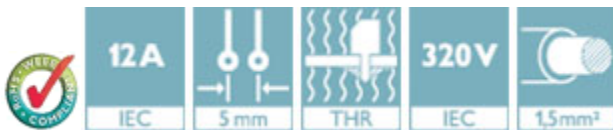
Header, Nominal current: 12 A, Rated voltage (III/2): 320 V, Number of positions: 24, Pitch: 5 mm, Color: black, Contact surface: Tin, Mounting: THR soldering, The maximum current depends on the plug used. The lower of the two current values apply for plug and pin strip. The pin strip is made of highly temperature resistant plastic and is thus suitable for the reflow process.



The figure shows a 10-position version of the product

### Product Features

- Various pin lengths and pin geometries available on request
- Optimum pin geometry so as to not damage the plug
- Reflow solderable pin strip, optimized for COMBICON compact connectors



### Key Commercial Data

Packing unit	1 pc
Minimum order quantity	50 pc
Weight per Piece (excluding packing)	4.01 g
Custom tariff number	85366990
Country of origin	Germany

### Technical data

#### Dimensions

Length	2.8 mm
Pitch	5.00 mm
Dimension a	115 mm
Constructional height	9.5 mm
Length of the solder pin	3.5 mm
Pin dimensions	1,3 mm
Hole diameter	1.5 mm

#### General

## Pin strip - PST 1,3/24-5,0 - 1935624

### Technical data

#### General

Range of articles	PST 1,3/...-V
Insulating material group	IIIa
Rated surge voltage (III/3)	4 kV
Rated surge voltage (III/2)	4 kV
Rated surge voltage (II/2)	4 kV
Rated voltage (III/3)	250 V
Rated voltage (III/2)	320 V
Rated voltage (II/2)	400 V
Connection in acc. with standard	EN-VDE
Nominal current I <sub>N</sub>	12 A (depends on the plug used)
Maximum load current	12 A (depends on the plug used)
Insulating material	PA
Flammability rating according to UL 94	V0
Color	black
Number of positions	24

#### Standards and Regulations

Connection in acc. with standard	EN-VDE
	CSA
Flammability rating according to UL 94	V0

### Classifications

#### eCl@ss

eCl@ss 4.0	272607xx
eCl@ss 4.1	27260701
eCl@ss 5.0	27260701
eCl@ss 5.1	27260701
eCl@ss 6.0	27260704
eCl@ss 7.0	27440402
eCl@ss 8.0	27440402
eCl@ss 9.0	27440402

#### ETIM

ETIM 3.0	EC001121
ETIM 4.0	EC002637
ETIM 5.0	EC002637

# Pin strip - PST 1,3/24-5,0 - 1935624

## Classifications

### UNSPSC

UNSPSC 6.01	30211801
UNSPSC 7.0901	39121432
UNSPSC 11	34131203
UNSPSC 12.01	39121432
UNSPSC 13.2	39121432

## Approvals

### Approvals


#### Approvals


CSA / UL Recognized / SEV / cUL Recognized / EAC / VDE Gutachten mit Fertigungsüberwachung / IECCEB Scheme / CCA / EAC / cULus Recognized

#### Ex Approvals

#### Approvals submitted

## Approval details


CSA 		
	B	D
Nominal current IN	5 A	5 A
Nominal voltage UN	300 V	300 V

UL Recognized 		
	B	D
Nominal current IN	16 A	10 A
Nominal voltage UN	300 V	300 V


# Pin strip - PST 1,3/24-5,0 - 1935624


## Approvals

SEV	
Nominal current IN	10 A
Nominal voltage UN	250 V

cUL Recognized 		
	B	D
Nominal current IN	16 A	10 A
Nominal voltage UN	300 V	300 V

EAC
-----

VDE Gutachten mit Fertigungsüberwachung 	
Nominal current IN	10 A
Nominal voltage UN	320 V

IECEE CB Scheme 	
Nominal current IN	10 A
Nominal voltage UN	320 V

CCA	
Nominal current IN	10 A
Nominal voltage UN	250 V

EAC
-----

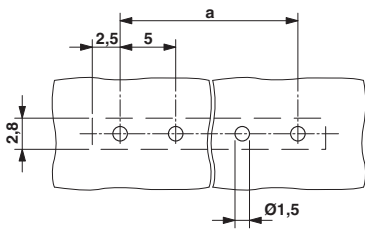
# Pin strip - PST 1,3/24-5,0 - 1935624

## Approvals

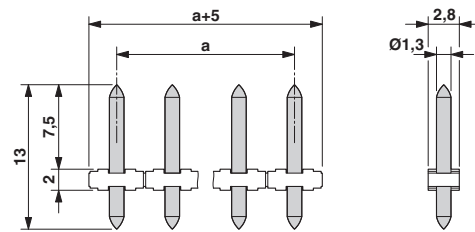


## Drawings

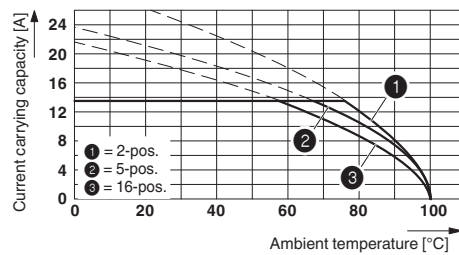
Drilling diagram



Dimensional drawing



Diagram



# Mouser Electronics

Authorized Distributor

Click to View Pricing, Inventory, Delivery & Lifecycle Information:

[Phoenix Contact:](#)

[1935624](#)