

TABLE 2 SOCKET SPECIFICATION

LEAD STYLE	'B'		"C"		STANDARD INSERTION FORCE				-L OPTION		LOW INSERTION FORCE (-Z OPTION)			
					ICA	FIG	ICO	FIG	ICA,ICO	FIG	ICA	FIG	ICO	FIG
A	.038	[.96]	.353	[8.97]	SC-6P1-XX	3	SC-6P1-XX	2	N/A		EZ-6P1-XX	3	EZ-6P1-XX	2
B	.038	[.96]	.203	[5.16]	N/A		** SC-1S1-XX	2	N/A		N/A		** EZ-1S1-XX	2
C	.016	[.41]	.165	[4.19]	N/A		SC-8P1-XX	2	N/A		N/A		EZ-8P1-XX	2
E	.038	[.96]	.542	[13.76]	**SC-2P3-XX	3	** SC-2P3-XX		N/A		** EZ-2P3-XX	3	N/A	
F	.008	[.20]	.293	[7.44]	N/A		SC-1P2-XX	3	N/A		N/A		N/A	
H	.038	[.96]	.703	[17.86]	N/A		N/A		N/A		EZ-2P2-XX	3		
J	.038	[.96]	.600	[15.24]	**SC-1P3-XX	3	** SC-1P3-XX	2	N/A		N/A		N/A	
L	.038	[.96]	.230	[5.84]	N/A		SC-3P1-XX	2	N/A		N/A		EZ-3P1-XX	2
M	.028	[.71]	.240	[6.10]	N/A		SC-4P1-XX	2	N/A		N/A		EZ-4P1-XX	2
N	.028	[.71]	.190	[4.83]	N/A		SC-5P1-XX	2	N/A		N/A		EZ-5P1-XX	2
S	.038	[.96]	.300	[7.62]	SC-1P1-XX	3	SC-1P1-XX	2	SC-1L1-GT	4	EZ-1P1-XX	3	EZ-1P1-XX	2
W	.038	[.96]	.703	[17.86]	SC-1W1-XX-1	3	N/A		N/A		EZ-1W1-XX-1	3	N/A	
W2	.038	[.96]	.553	[14.05]	SC-1W1-XX-2	3	N/A		N/A		EZ-1W1-XX-2	3	N/A	
W3	.038	[.96]	.453	[11.51]	SC-1W1-XX-3	3	N/A		N/A		EZ-1W1-XX-3	3	N/A	

PINS TO HAVE 4 FINGER CONTACTS

PINS TO HAVE 6 FINGER CONTACTS

**SEE NOTES 3 & 4

FIGURE 2
NON-FLUSH ASSY.

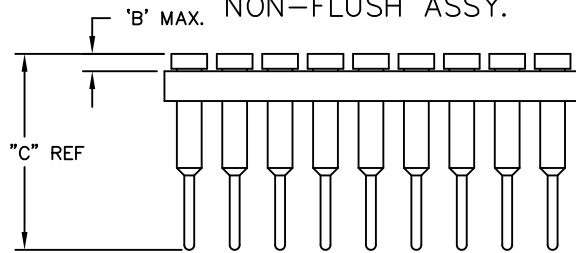
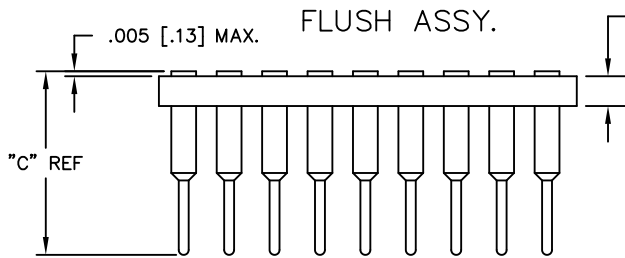
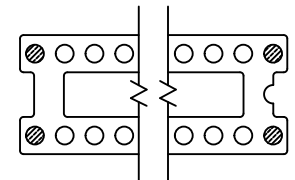


FIGURE 3
FLUSH ASSY.



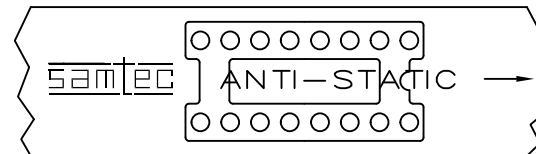
"D" REF
SEE TABLE 3

FIGURE 4
-L OPTION



⊗ : FILL POSITION WITH SC-1L1-GT
(EZ-1L1-GT FOR -Z OPTION)

FIGURE 5
(STYLE -S,-Z)



NOTCH IN BODY TO BE LOADED IN DIRECTION OF ARROW.
(SEE FIG 5)

TABLE 4

SERIES	LEAD STYLES	PACKAGING TUBE	PLUG
-3 (ICA)	-A, -B, -C, -F, -L, -M, -S	PT-3-24-01-01	TP-03
-4	-A, -B, -C, -F, -L, -M, -S	PT-4-24-02-01	TP-03
-6	-A, -B, -C, -F, -L, -M, -S	PT-6-24-07-01	
-9	-A, -B, -C, -F, -L, -M, -S	PT-9-24-04-01	
-3	-E, -H, -J, -W, -W2, -W3	PT-3-24-05-01	TP-09
-4	-E, -H, -J, -W, -W2, -W3	PT-1-24-01-121	TP-25
-6	-E, -H, -J, -N, -W, -W2, -W3	PT-6-24-07-01	TP-03
-3	-C, -N	PT-1-24-01-14	TP-03
-3 (ICO)	-A, -B, -C, -F, -L, -M, -S	PT-ICX001	TP-03

TABLE 3

BODY STYLE	"D" REF
ICA	.100
ICO	.050

PROPRIETARY NOTE
THIS DOCUMENT CONTAINS CONFIDENTIAL AND PROPRIETARY INFORMATION AND ALL DESIGN, MANUFACTURING, REPRODUCTION, USE, PATENT RIGHTS AND SALES RIGHTS ARE EXPRESSLY RESERVED BY SAMTEC, INC. THIS DOCUMENT SHALL NOT BE DISCLOSED IN WHOLE OR IN PART TO ANY UNAUTHORIZED PERSON OR ENTITY FOR REPRODUCTION, TRANSMISSION OR INFORMATION IN ANY FORM OR BY ANY MEANS WITHOUT THE EXPRESS WRITTEN CONSENT OF SAMTEC, INC.

samtec

520 PARK EAST BLVD. NEW ALBANY, INDIANA 47150
PHONE (812) 944-6733 P.O. BOX 1147
CODE 55322

EXISPROD\ASSEMBLY\DIP
ICX-ASM2