

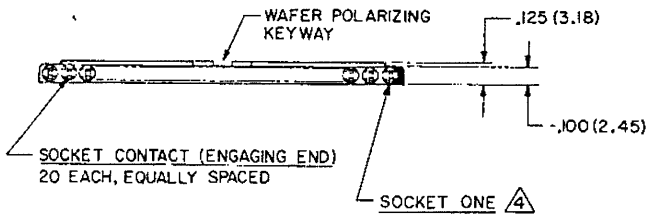
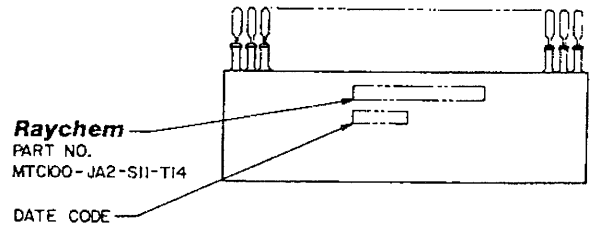
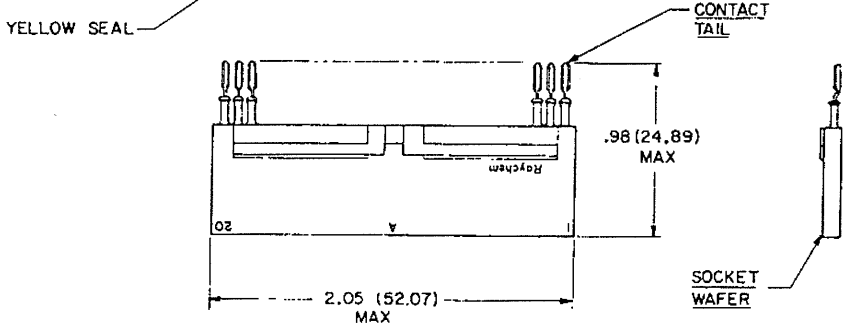
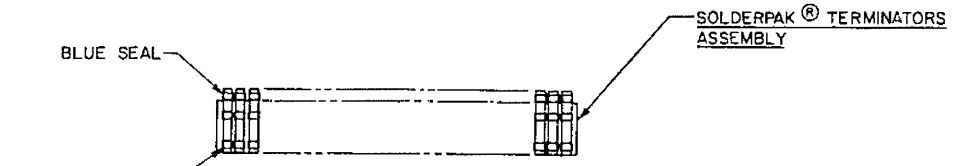
4

3

2

1

ZONE		REVISION		DATE	APPROVED
B		REVISED PER ECN T-19483		7-20-94	R. J.



△ WEIGHT (MAX.):  $\frac{\text{LBS}}{.0109} \mid \frac{\text{GRAMS}}{4.94}$

△ SOCKET ONE: SOCKET NUMBER ONE MARKED IN CONTRASTING COLOR.

3. WAFER: WAFER MEETS THE REQUIREMENTS OF RAYCHEM SPECIFICATION D-6012.

2. FINISH: 2-A SOCKET WAFER; FINISH TO BE AS MOLDED.  
 2-B SOCKET CONTACT; GOLD PLATE PER MIL-G-45204 CLASS I.  
 (ENGAGING END)  
 2-C CONTACT TAIL; COATED WITH SOLDER PER QQ-S-571.

1. MATERIAL: 1-A SOCKET WAFER; HIGH GRADE POLYARYLENE THERMO-PLASTIC.  
 1-B SOCKET CONTACT; COPPER ALLOY PER QQ-B-750 (A).  
 1-C SOLDERPAK® TERMINATORS ASSY; REFER TO RAYCHEM DWG. CTA-0036 FOR DATA.

NOTES

If this document is printed it becomes uncontrolled.  
 Check with the web for latest revision.

SPECIFICATION CONTROL DRAWING

UNLESS OTHERWISE SPECIFIED DIMENSIONS ARE IN INCHES BRACKETED DIMENSIONS ( ) ARE METRIC AND TOLERANCES ARE:  .XXX ± .005 (0.13 M.M.) .XX ± .02 (0.51 M.M.) Δ ± —	DRAWN	W.V.J.	1-15-81	<b>Raychem</b> <small>RAYCHEM CORPORATION          3300 EAST 10TH AVENUE          DENVER, COLORADO 80231</small>	
	CHECKED				
	APPROVED				
	APPROVED				
	APPROVED				
TITLE				<b>KIT, 2" SOCKET WAFER "A" WITH SOLDERPAK® TERMINATORS, FOR ROUND WIRE (20-26 AWG), 125 °C TEMPERATURE RATING MTC 100 SERIES</b>	
SIZE <b>A</b> CODE IDENT NO. 06090 DWG. NO. MTC100-JA2-S11-T14					
DO NOT SCALE THIS DRAWING				WEIGHT △	SHEET 1 OF 1

# Mouser Electronics

Authorized Distributor

Click to View Pricing, Inventory, Delivery & Lifecycle Information:

[TE Connectivity:](#)

[699317-000](#)