


3.3V CMOS 32.768kHz

KN



7.0 x 5.0mm Ceramic SMD

Product Features

- 32.768 kHz
- 3.3V CMOS compatible logic levels
- Low power standby mode ($< 10\mu\text{A}$)
- Low power active mode ($< 0.3\text{mA}$ typ.)
- Designed for standard reflow and washing techniques
- Pb-free and RoHS/Green compliant

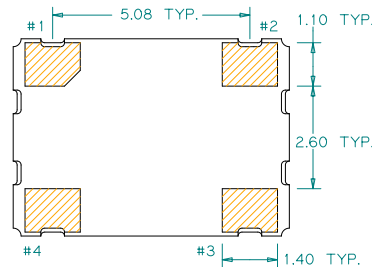

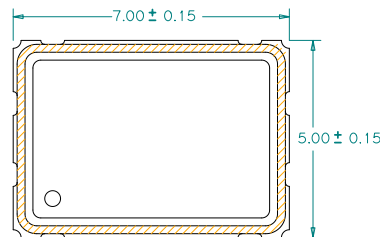
Product Description

The KN Series real time clock oscillator achieves superb stability over a broad range of operating conditions. The output clock signal is compatible with LVCMOS/LVTTL logic levels. The device, available on tape and reel, is contained in a 7.0 x 5.0mm surface-mount ceramic package.

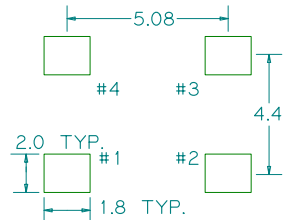
Applications

Real-Time Clock Oscillator

Package: (Dimensions are in mm)



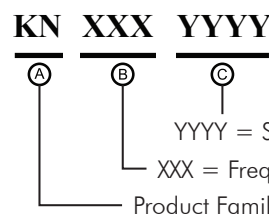
Recommended Land Pattern:



Pin Functions:

Pin	Function
1	OE Function
2	Ground
3	Clock Output
4	V _{DD}

Part Ordering Information:



Following the above format, SaRonix-eCera part numbers will be assigned upon confirmation of exact customer requirements.

Electrical Performance

Parameter	Min.	Typ.	Max.	Units	Notes
Output Frequency		32.768		kHz	As specified
Supply Voltage	+2.97	+3.3	+3.63	V	
Supply Current, Output Enabled		0.3	0.5	mA	+3.63 VDC, 15 pF load
Supply Current, Standby Mode			10	μA	Output Hi-Z
Frequency Stability			±20 to ±50	ppm	See Note 1 below
Operating Temperature Range	-20		+70	°C	As specified
	-40		+85		As specified
Output Logic 0, V _{OL}			0.1 V _{DD}	V	
Output Logic 1, V _{OH}	0.9 V _{DD}			V	
Output Load			15	pF	See Note 2 below
Duty Cycle	45		55	%	measured 50% of V _{DD}
Rise and Fall Time			15	nsec	measured 10/90% of V _{DD}

Notes:

- As specified. Stability includes all combinations of operating temperature, load changes, rated input (supply) voltage changes, initial calibration tolerance (25°C), aging (1 year at 25°C average effective ambient temperature), shock and vibration.
- For specifications other than those listed, please contact sales.

Output Enable / Disable Function

Parameter	Min.	Typ.	Max.	Units	Notes
Input Voltage (pin 1), Output Enable	0.7 V _{DD}			V	or open
Input Voltage (pin 1), Output Disable (low power standby)			0.3 V _{DD}	V	Output is Hi-Z
Internal Pullup Resistance		470		kΩ	
Output Disable Delay			100	ns	
Output Enable Delay			10	ms	

Absolute Maximum Ratings

Parameter	Min.	Typ.	Max.	Units	Notes
Storage Temperature	-55		+125	°C	

For the latest product information visit: <http://www.pericom.com/products/timing/oscillators/KN3.3/>

For test circuit go to: http://www.pericom.com/pdf/sre/tc_cmos2.pdf

For soldering reflow profile and reliability test ratings go to: <http://www.pericom.com/pdf/sre/reflow.pdf>

For tape and reel information go to: http://www.pericom.com/pdf/sre/tr_7050_xo.pdf

Mouser Electronics

Authorized Distributor

Click to View Pricing, Inventory, Delivery & Lifecycle Information:

Diodes Incorporated:

[PS8A0094WEX](#) [PT7C5022A1ATAEX](#) [PT7M7479LBTAEX](#) [PT7M8401EE1828TA6EX](#) [PI6LC5011-01LEX](#)
[PS8A0102BWEX](#) [PS8A0070PE](#) [PT7M8218B20TAEX](#) [PS8AES02WEX](#) [PT8A3301CWEX](#) [PI3USB32224AXEAEX](#)
[PS8A0087WEX](#) [PT7C5006ANEWEX](#) [PT7M6834GD1C3EX](#) [PS8A0021WEX](#) [PS8A0020WEX](#) [PS8A0012WEX](#)
[PT8A3516FWEX](#) [PS8A0132RWEX](#) [PT7V4035WEX](#) [PT7M8218B11TAEX](#) [PT7M8218B12TAEX](#) [PS8A0032PE](#)
[PT7M6529NLXVEX](#) [PT8A9001QE](#) [PS8A0024WEX](#) [PI6LC48H02ALIEX](#) [PI6LC48P0101LIEX](#) [PT8A2703WEX](#)
[PS8A0026WEX](#) [PS8A0085WEX](#) [PS8A0023PE](#) [PS8A0011WEX](#) [PI3SSD1914NKE](#) [PS8A0081WEX](#)
[PT7M7479HBTAEX](#) [PT8A2621WEX](#) [PS8A0025WEX](#) [PS8A0083WEX](#) [PS8A0101AWEX](#) [PS8A0086WEX](#)
[PT7C4501WEX](#) [PS8A0027WEX](#) [PT7A7523WEX](#) [PT7C4339UJEX](#) [PT7C4502WEX](#) [PS8A0054NWEX](#)
[PT7M6422CHTA3EX](#) [PS8A0143BWEX](#) [PT8A3201WEX](#) [PS8A0060WEX](#) [PT7V2727WEX](#) [PT7M8218B10TAEX](#)
[PS8A0101BWEX](#) [PS8A0013PE](#) [PS8A0143AWEX](#) [PT7M8218B30TAEX](#) [PT8A3302RWEX](#) [PS8A0132AWEX](#)
[PS8A0022WEX](#) [PT7M7803RTEX](#) [PT7A7533WEX](#) [PS8A0033WEX](#) [PS8A0090WEX](#) [PS8A0075WEX](#)
[PT8A3302SWEX](#) [PS8A0014PE](#) [PT7M8218B28TAEX](#) [PS8A0103WEX](#) [PT7M6127NLTA5EX](#) [PT7M6223CLTA3EX](#)
[PT7M7045CHTAEX](#) [PT7M8218B25TAEX](#) [PT7M8218B33TAEX](#) [PI5PD1922BWEX](#) [PT8A3263HWEX](#) [PS8A0020PE](#)
[PS8A0010PE](#) [PT8A3301EWEX](#) [PT8A3307NWEX](#) [PT8A261WEX](#) [PT7M8218B09TAEX](#) [PT7M8218B18TAEX](#)
[PS8A0015WEX](#) [PT8A3300NWEX](#) [PS8A0057WEX](#) [PT8A3512WEX](#) [PS8A0080WEX](#) [PT8A2645WEX](#) [PT8S0001PE](#)
[PS8A0013WEX](#) [PS8A0039WEX](#) [PS8A0017PE](#) [PS8A0017WEX](#) [PT8A9002QE](#) [PS8A0070WEX](#) [PS8A0095WEX](#)
[PS8A0102AWEX](#) [PS8A0082WEX](#) [PS8A0107WEX](#)