


- Ultra-wide 4:1 input voltage range
- I/O isolation 1500 VDC
- Operating temp. range -40°C to $+70^{\circ}\text{C}$
- Short circuit protection
- Input filter to meet EN 55032, conducted class A
- Remote On/Off
- High accuracy of pin co-planarity
- Qualified for leadfree reflow solder process according IPC/JEDEC J-STD-020E
- Available in tape & reel package
- 3-year product warranty



The TES 3WI series is a family of high performance 3W DC/DC-converter modules in a low profile SMD package with compact dimensions. The 14 modules feature ultrawide 4:1 input ranges with tightly regulated output voltage. High efficiency allows an operating temperature range of -40°C to $+70^{\circ}\text{C}$ at full load. Further features are built-in EMI-filter to meet EN 55032 conducted class A without external components and remote On/Off control. The products comply with IPC J-STD-020E and are qualified for high temperature lead-free reflow solder process.

Models

Order Code	Input Voltage Range	Output 1		Output 2		Efficiency typ.
		Vnom	I _{max}	Vnom	I _{max}	
TES 3-2410WI	9 - 36 VDC (24 VDC nom.)	3.3 VDC	750 mA			75 %
TES 3-2411WI		5 VDC	600 mA			79 %
TES 3-2412WI		12 VDC	250 mA			81 %
TES 3-2413WI		15 VDC	200 mA			81 %
TES 3-2421WI		+5 VDC	300 mA	-5 VDC	300 mA	78 %
TES 3-2422WI		+12 VDC	125 mA	-12 VDC	125 mA	81 %
TES 3-2423WI		+15 VDC	100 mA	-15 VDC	100 mA	81 %
TES 3-4810WI	18 - 75 VDC (48 VDC nom.)	3.3 VDC	750 mA			76 %
TES 3-4811WI		5 VDC	600 mA			80 %
TES 3-4812WI		12 VDC	250 mA			83 %
TES 3-4813WI		15 VDC	200 mA			83 %
TES 3-4821WI		+5 VDC	300 mA	-5 VDC	300 mA	80 %
TES 3-4822WI		+12 VDC	125 mA	-12 VDC	125 mA	83 %
TES 3-4823WI		+15 VDC	100 mA	-15 VDC	100 mA	83 %

Input Specifications

Input Current	- At no load	24 Vin models: 20 mA typ. 48 Vin models: 10 mA typ.
	- At full load	24 Vin models: 155 mA typ. 48 Vin models: 75 mA typ.
Surge Voltage		24 Vin models: 50 VDC max. (1 s max.) 48 Vin models: 100 VDC max. (1 s max.)
Start-up Voltage		24 Vin models: 4.5 VDC min. / 6 VDC typ. / 8.5 VDC max. 48 Vin models: 8.5 VDC min. / 12 VDC typ. / 17 VDC max.
Under Voltage Lockout		24 Vin models: 8 VDC max. 48 Vin models: 16 VDC max.
Reflected Ripple Current		24 Vin models: 10 mA_{p-p} typ. 48 Vin models: 5 mA_{p-p} typ.
Recommended Input Fuse		(The need of an external fuse has to be assessed in the final application.)
Short Circuit Input Power		2 W max.

Output Specifications

Voltage Set Accuracy		±1% max.
Regulation	- Input Variation (V _{min} - V _{max})	single output models: 0.5% max. dual output models: 0.5% max.
	- Load Variation (10 - 100%)	single output models: 1% max. dual output models: 1% max. (Output 1) 1% max. (Output 2)
	- Voltage Balance (symmetrical load)	dual output models: 2% max.
Ripple and Noise	- 20 MHz Bandwidth	75 mV_{p-p} max.
Capacitive Load	- single output	3.3 V _{out} models: 3'000 µF max.
		5 V _{out} models: 3'000 µF max.
		12 V _{out} models: 3'000 µF max.
		15 V _{out} models: 3'000 µF max.
		- dual output
Minimum Load		10 % of I_{out} max. (Operation at lower load will not damage the converter, but it may not meet all specifications)
Temperature Coefficient		±0.02 %/K max.
Start-up Time		16 ms max.
Short Circuit Protection		Continuous, Automatic recovery
Overload Protection		Foldback Mode
Output Current Limitation		120% min. of I_{out} max.
Transient Response	- Response Deviation	2% typ. / 6% max. (75% to 100% Load Step)
	- Response Time	150 µs typ. / 500 µs max. (75% to 100% Load Step)

EMC Specifications

EMI Emissions	- Conducted Emissions	EN 55032 class A (internal filter) FCC Part 15 class A (internal filter)
	- Radiated Emissions	EN 55032 class A (internal filter) FCC Part 15 class A (internal filter)

General Specifications

Relative Humidity	95% max. (non condensing)
-------------------	----------------------------------

All specifications valid at nominal voltage, resistive full load and +25°C after warm-up time, unless otherwise stated.

Temperature Ranges	- Operating Temperature - Case Temperature - Storage Temperature	-40°C to +70°C (without derating) +100°C max. -50°C to +125°C
Power Derating	- High Temperature	3.3 %/K above 70°C See application note: www.tracopower.com/overview/tes3wi
Cooling System		Natural convection (20 LFM)
Remote Control	- Voltage Controlled Remote - Off Idle Input Current - Remote Pin Input Current	On: 2.5 to 5.5 VDC or open circuit Off: -0.7 to +0.8 VDC or short circuit Refers to 'Remote' and '-Vin' Pin 5 mA max. -0.4 mA max.
Switching Frequency		180 - 580 kHz (PFM) 300 kHz typ. (PFM)
Insulation System		Functional Insulation
Isolation Test Voltage	- Input to Output, 60 s	1'500 VDC
Isolation Resistance	- Input to Output, 500 VDC	1'000 MΩ min.
Isolation Capacitance	- Input to Output, 100 kHz, 1 V	350 pF typ. 500 pF max.
Reliability	- Calculated MTBF	1'000'000 h (MIL-HDBK-217F, ground benign)
Moisture Sensitivity (MSL)		Level 2 (J-STD-033C)
Washing Process		According to Cleaning Guideline www.tracopower.com/info/cleaning.pdf
Housing Material		Plastic resin (UL 94 V-0 rated)
Pin Material		Phosphor Bronze (C5191)
Pin Foundation Plating		Copper (1 - 3 μm)
Pin Surface Plating		Tin (7.5 μm min.), matte
Housing Type		Plastic Case
Mounting Type		PCB Mount
Connection Type		SMD (Surface-Mount Device)
Footprint Type		SMD24
Soldering Profile		Lead-Free Reflow Soldering (acc. J-STD-020E) See application note: www.tracopower.com/info/reflow-soldering.pdf
Weight		8.8 g
Environmental Compliance	- REACH Declaration - RoHS Declaration - SCIP Reference Number	www.tracopower.com/info/reach-declaration.pdf REACH SVHC list compliant REACH Annex XVII compliant www.tracopower.com/info/rohs-declaration.pdf Exemptions: 7a (RoHS exemptions refer to the component concentration only, not to the overall concentration in the product (O5A rule)) e33565be-1414-415c-805c-ff0333727756

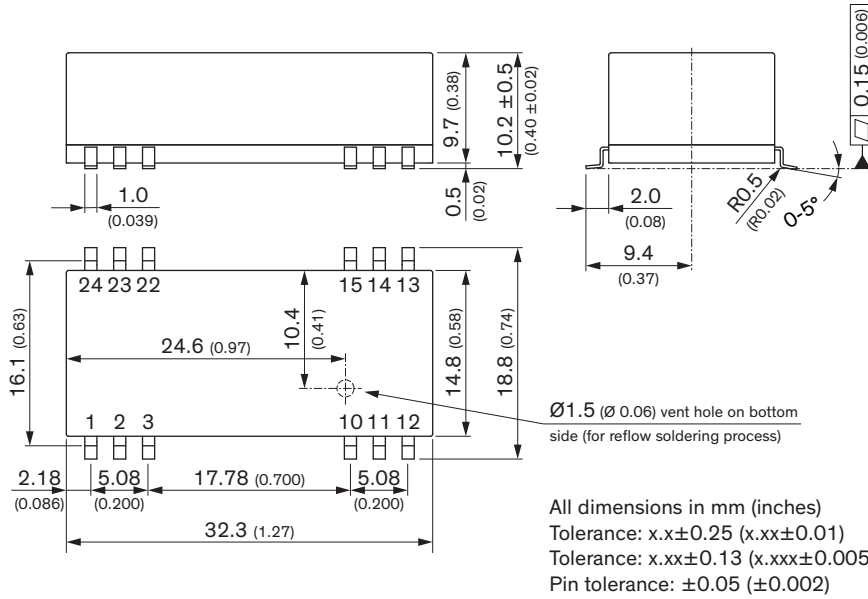
Supporting Documents

Overview Link (for additional Documents)

www.tracopower.com/overview/tes3wi

All specifications valid at nominal voltage, resistive full load and +25°C after warm-up time, unless otherwise stated.

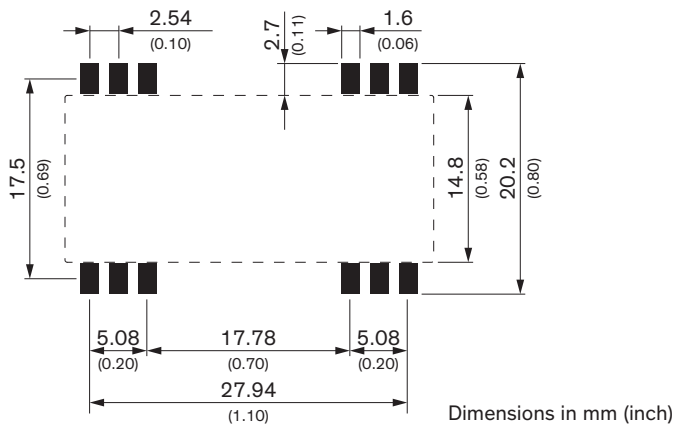
Outline Dimensions



Pinout		
Pin	Single	Dual
1	-Vin (GND)	-Vin (GND)
2	-Vin (GND)	-Vin (GND)
3	Remote On/Off	Remote On/Off
10	NC	Common
11	NC	NC
12	NC	-Vout
13	+Vout	+Vout
14	NC	NC
15	-Vout	Common
22	NC	NC
23	+Vin (Vcc)	+Vin (Vcc)
24	+Vin (Vcc)	+Vin (Vcc)

NC: Not connected

Recommended Solder Pad Layout



Mouser Electronics

Authorized Distributor

Click to View Pricing, Inventory, Delivery & Lifecycle Information:

TRACO Power:

[TES 3-2410WI-TR](#) [TES 3-2411WI-TR](#) [TES 3-2412WI-TR](#) [TES 3-2413WI-TR](#) [TES 3-2421WI-TR](#) [TES 3-2422WI-TR](#)
[TES 3-2423WI-TR](#) [TES 3-4810WI-TR](#) [TES 3-4811WI-TR](#) [TES 3-4812WI-TR](#) [TES 3-4813WI-TR](#) [TES 3-4821WI-TR](#)
[TES 3-4822WI-TR](#) [TES 3-4823WI-TR](#)