

IEC Appliance Inlet C14 with Fuseholder 1- or 2-pole, mates to Felcom



See below:  
[Approvals and Compliances](#)

### Description

- Component :  
Snap-in version from front side
- 2 Functions :  
Appliance Inlet Protection class I , Fuseholder for fuse-links 5 x 20 mm 1- or 2-pole
- Meets the requirements of IEC 60335-1 for appliances in unattended use. This includes the enhanced requirements of glow wire tests acc. to IEC 60695-2-11 or -12 &-13.
- For PCB mounting , fits to Felcom

### Characteristics

- Individual components soldered on a printed circuit board
- Plug removal necessary for fuse-link replacement
- Suitable for use in equipment according to IEC/UL 62368-1

### Weblinks

[pdf data sheet](#), [html datasheet](#), [General Product Information](#), [Approvals](#), [Distributor-Stock-Check](#), [Accessories](#), [Detailed request for product](#)

### Technical Data

|                                   |   |                                   |   |
|-----------------------------------|---|-----------------------------------|---|
| Ratings IEC                       | 10A / 250VAC; 50Hz  | Appliance inlet/-outlet           | C14 acc. to IEC 60320-1, UL 60320-1, CSA C22.2 no. 60320-1 (for cold conditions) pin-temperature 70 °C, 10A, Protection Class I |
| Ratings UL/CSA                    | 10A / 250VAC; 60Hz  | Fuseholder                        | 1 or 2 pole, Shocksafe category PC2 acc. to IEC 60127-6, UL 498, for fuse-links 5 x 20mm  |
| Allowable Operation Temperature   | -25 °C to 70 °C   | Rated Power Acceptance @ Ta 23 °C | 5 x 20: 2W (1 pole)/ 1.6W (2-pole) per pole   |
| IP-Protection                     | from front side IP40 acc. to IEC 60529                            | Power Acceptance @ Ta > 23°C      | Admissible power acceptance at higher ambient temperature see derating curves   |
| Protection against electric shock | Suitable for appliances with protection class I acc. to IEC 61140 |                                   |   |
| Terminal                          | For PCB mounting  |                                   |   |
| Panel Thickness S                 | Snap-in: 1/1.2/1.5/2/2.5/3 mm                                     |                                   |   |
| Material: Housing                 | Thermoplastic, black, UL 94V-0                                    |                                   |   |

### Approvals and Compliances




Detailed information on product approvals, code requirements, usage instructions and detailed test conditions can be looked up in [Details about Approvals](#)

SCHURTER products are designed for use in industrial environments. They have approvals from independent testing bodies according to national and international standards. Products with specific characteristics and requirements such as required in the automotive sector according to IATF 16949, medical technology according to ISO 13485 or in the aerospace industry can be offered exclusively with customer-specific, individual agreements by SCHURTER.

### Approvals






The approval mark is used by the testing authorities to certify compliance with the safety requirements placed on electronic products.

Approval Reference Type: 6250 / 6255

| Approval Logo   | Certificates                  | Certification Body | Description                              |
|---|-------------------------------|--------------------|--|
|  | <a href="#">VDE Approvals</a> | VDE                | Certificate Number: 40046421             |
|  | <a href="#">UL Approvals</a>  | UL                 | UL File Number: E93617                   |
|  | <a href="#">CCC Approvals</a> | CCC                | CCC Certificate Number: 2018180204007242 |




**Product standards**

Product standards that are referenced

| Organization   | Design                | Standard              | Description   |
|--|-----------------------|-----------------------|---|
|  | Designed according to | IEC 60320-1           | Appliance couplers for household and similar general purposes         |
|  | Designed according to | IEC 60127-6           | Miniature fuses. Part 6. Fuse-holders for miniature fuse-links        |
|  | Designed according to | IEC 61058-1           | Switches for appliances. Part 1. General requirements                 |
|  | Designed according to | UL 60320-1            | Standard for Attachment Plugs and Receptacles                         |
|  | Designed according to | CSA C22.2 no. 60320-1 | General Use Receptacles, Attachment Plugs, and Similar Wiring Devices |







**Application standards**

Application standards where the product can be used

| Organization   | Design                         | Standard       | Description  |
|--|--------------------------------|----------------|--|
|  | Designed for applications acc. | IEC/UL 62368-1 | IEC 62368-1 includes the basic requirements for safety of audio, video, information technology and office equipment.   |
|  | Designed for applications acc. | IEC 60601-1    | Medical electrical equipment - Part 1: General requirements for basic safety and essential performance   |
|  | Designed for applications acc. | IEC 60335-1    | Safety of electrical appliances for household and similar purposes. Meets the requirements for appliances in unattended use. This includes the enhanced requirements of glow wire tests acc. to IEC 60695-2-11 or -12 & -13. |

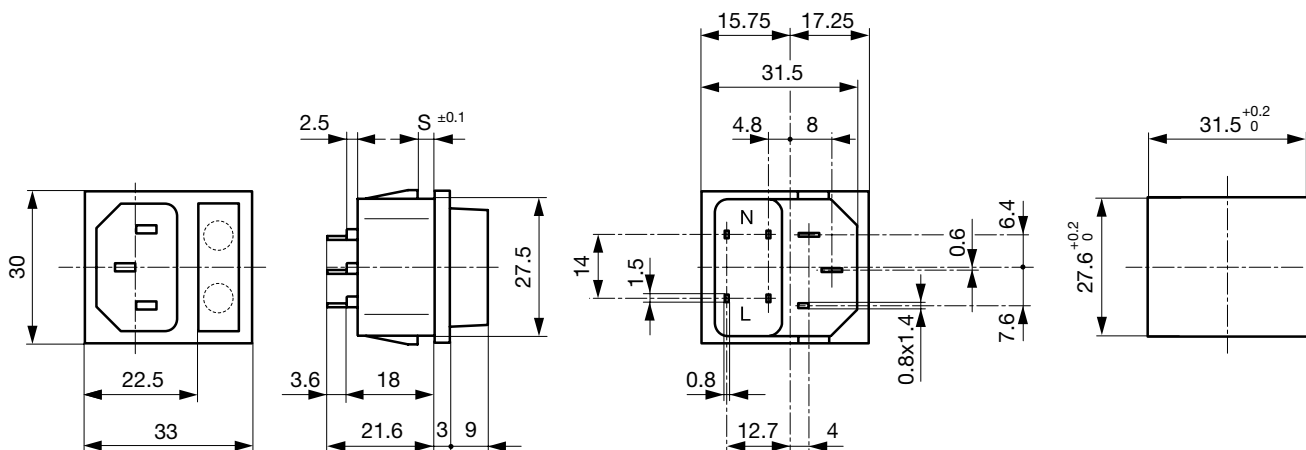
**Compliances**

The product complies with following Guide Lines

| Identification   | Details                                      | Initiator   | Description   |
|--|--|-------------|---|
|  | <a href="#">CE declaration of conformity</a> | SCHURTER AG | The CE marking declares that the product complies with the applicable requirements laid down in the harmonisation of Community legislation on its affixing in accordance with EU Regulation 765/2008. |
|  | <a href="#">RoHS</a>                         | SCHURTER AG | Directive RoHS 2011/65/EU, Amendment (EU) 2015/863  |
|  | <a href="#">China RoHS</a>                   | SCHURTER AG | The law SJ / T 11363-2006 (China RoHS) has been in force since 1 March 2007. It is similar to the EU directive RoHS.  |
|  | <a href="#">REACH</a>                        | SCHURTER AG | On 1 June 2007, Regulation (EC) No 1907/2006 on the Registration, Evaluation, Authorization and Restriction of Chemicals 1 (abbreviated as "REACH") entered into force.                               |
|  | <a href="#">White Paper Glow wire test</a>   | SCHURTER AG | Meets the requirements of IEC 60335-1 for appliances in unattended use. This includes the enhanced requirements of glow wire tests acc. to IEC 60695-2-11 or -12 & -13.                               |
|  | <a href="#">Medical Technology</a>           | SCHURTER AG | Suitable for use in medical equipment according to IEC/UL 60601-1   |

**Dimensions [mm]**

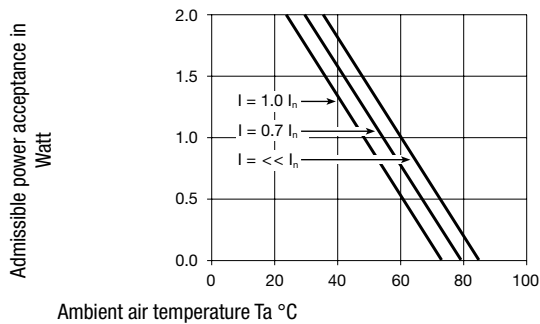
Appliance inlet with fuseholder



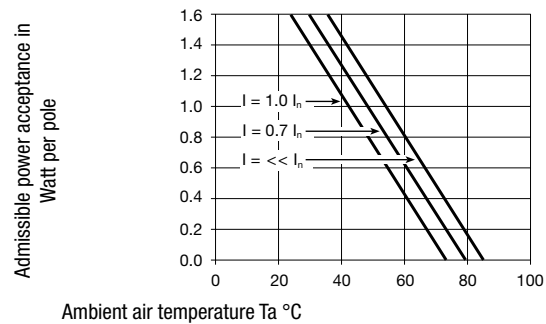
Appliance inlet with fuseholder

## Derating Curves

### 1-pole



### 2-pole



## All Variants

| Type        | Panel Thickness<br>s [mm] | Line Switch | Fuseholder | Connectors | Outlet | Order Number |
|-------------|---------------------------|-------------|------------|------------|--------|--------------|
| 6250 / 6255 | 1                         | -           | 1-pole     | C14        | -      | 6250.5510    |
| 6250 / 6255 | 1                         | -           | 2-pole     | C14        | -      | 6255.5510    |
| 6250 / 6255 | 1.2                       | -           | 1-pole     | C14        | -      | 6250.5512    |
| 6250 / 6255 | 1.2                       | -           | 2-pole     | C14        | -      | 6255.5512    |
| 6250 / 6255 | 1.5                       | -           | 1-pole     | C14        | -      | 6250.5515    |
| 6250 / 6255 | 1.5                       | -           | 2-pole     | C14        | -      | 6255.5515    |
| 6250 / 6255 | 2                         | -           | 1-pole     | C14        | -      | 6250.5520    |
| 6250 / 6255 | 2                         | -           | 2-pole     | C14        | -      | 6255.5520    |
| 6250 / 6255 | 2.5                       | -           | 1-pole     | C14        | -      | 6250.5525    |
| 6250 / 6255 | 2.5                       | -           | 2-pole     | C14        | -      | 6255.5525    |
| 6250 / 6255 | 3                         | -           | 1-pole     | C14        | -      | 6250.5530    |
| 6250 / 6255 | 3                         | -           | 2-pole     | C14        | -      | 6255.5530    |

Availability for all products can be searched real-time: <https://www.schurter.com/en/Stock-Check/Stock-Check-SCHURTER>

Packaging unit 50 Pcs

## Mating Outlets/Connectors

### Category / Description

#### Appliance Outlet Overview complete



|   |      |
|---|------|
| 4787, Mounting: Screw-on mounting, Appliance Outlet: IEC Solder terminals, 10 A, Suitable for appliances with protection class I                          | 4787 |
| 4788, Mounting: Snap-in version, Appliance Outlet: IEC Solder terminals or quick connect terminals, 10 A, Suitable for appliances with protection class I | 4788 |
| IEC Appliance Outlet F or H, Screw-on Mounting, Front Side, Solder, PCB or Quick-connect Terminal   | 5091 |

[Appliance Outlet further types to 6250 / 6255](#)

#### Connector Overview complete



|   |         |
|---|---------|
| 4782 Mounting: Power Cord, 3 x 1 mm² / 3 x 18 AWG, Cable, Connector: IEC C13    | 4782    |
| 4785 Mounting: Power Cord, 3 x 1 mm² / 3 x 18 AWG, Cable, Connector: IEC C13    | 4785    |
| 4012 Mounting: Power Supply Cord, 3 x 1 mm², Screw clamps, Connector: IEC C13   | 4012    |
| 4300-06 Mounting: Power Cord, 3 x 1 mm² / 3 x 18 AWG, Cable, Connector: IEC C13 | 4300-06 |
| 4781 Mounting: Power Cord, 3 x 1 mm² / 3 x 18 AWG, Cable, Connector: IEC C15    | 4781    |

[Connector further types to 6250 / 6255](#)

...

# Mouser Electronics

Authorized Distributor

Click to View Pricing, Inventory, Delivery & Lifecycle Information:

Schurter:

[6250.5510](#) [6255.5530](#) [6250.5525](#) [6255.5515](#) [6250.5520](#) [6250.5530](#) [6250.5515](#) [6255.5520](#) [6250.5512](#)