



(1.27 mm) .050"

HIGH-SPEED/HIGH-DENSITY OPEN-PIN-FIELD

SPECIFICATIONS

For complete specifications and recommended PCB layouts see www.samtec.com?SEAF

- Insulator Material:** Black LCP
- Contact Material:** Copper Alloy
- Operating Temp Range:** -55 °C to +125 °C
- Current Rating (7 mm stack height):** 2.7 A per pin (10 adjacent pins powered)
- Plating:** Au or Sn over 50 µ" (1.27 µm) Ni
- Working Voltage:** 240 VAC
- RoHS Compliant:** Yes (-2 Solder type only)
- Lead-Free Solderable:** Yes

RECOGNITIONS

For complete scope of recognitions see www.samtec.com/quality

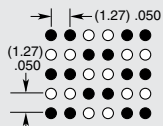


STANDARDS

- VITA 47
- VITA 57.1 FMC
- VITA 57.4 FMC+
- VITA 74 VNX
- PISMO™ 2

Visit www.samtec.com/standards for more information.

DIFFERENTIAL SIGNAL ROUTING

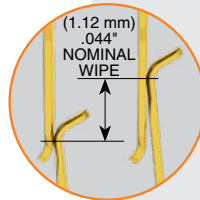


The above signal routing configuration allows for the use of 25 to 125 differential pair counts. Contact sig@samtec.com for specific details.

Notes:

- Patented
- IPC-A-610F and IPC J-STD-001F Class 3 solder joint.
- Some sizes, styles and options are non-standard, non-returnable.

- Board Mates:** SEAM, SEAMP, SEAR, SEAMI
- Cable Mates:** SEAC
- Standoffs:** JSO



Up to 500 pins

Low insertion/extraction forces



HIGH-SPEED CHANNEL PERFORMANCE

SEAF/SEAM @ 10 mm Mated Stack Height
Rating based on Samtec reference channel.
For full SI performance data visit Samtec.com or contact SIG@samtec.com

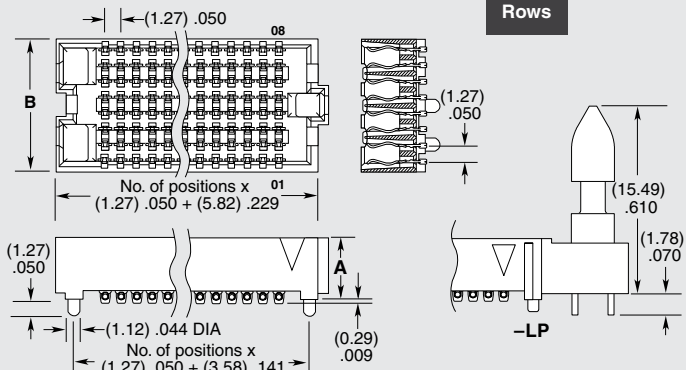
PAM 4

56 Gbps

SEAF	NO. PINS PER ROW	LEAD STYLE	PLATING OPTION	NO. OF ROWS	SOLDER TYPE	A	OPTION	K	TR
	-10, -15, -20, -30, -40, -50	Specify LEAD STYLE from chart	-L = 10 µ" (0.25 µm) Gold on contact area, Matte Tin on solder tail -S = 30 µ" (0.76 µm) Gold on contact area, Matte Tin on solder tail	-04 = Four Rows -05 = Five Rows -06 = Six Rows -08 = Eight Rows -10 = Ten Rows	-1 = Tin/Lead Alloy Solder Charge -2 = Lead-Free Solder Charge		-LP = Latch Post (-LP required for SEAC mate only) (Available with -05.0 lead style and -04, -06, -08 & -10 rows only)	-K = Polyimide film Pick & Place Pad (Not available with -10 and -15 pins with -LP Latch post)	

NO. OF ROWS	B
-04	(5.66) .223
-05, -06	(8.20) .323
-08	(10.74) .423
-10	(13.28) .523

LEAD STYLE	A
-05.0	(5.05) .199
-06.0	(6.05) .238
-06.5	(6.55) .258
-07.5	(7.54) .297



POWER/SIGNAL APPLICATION

Compatible with UMP/T/UMPS for flexible two-piece power/signal solutions

Due to technical progress, all designs, specifications and components are subject to change without notice.

Mouser Electronics

Authorized Distributor

Click to View Pricing, Inventory, Delivery & Lifecycle Information:

Samtec:

[SEAF-40-01-L-06-2-RA-GP-TR](#) [SEAF-30-06.0-S-06-2-A-K-TR](#) [SEAF-50-05.0-S-08-2-A-K-TR](#) [SEAF-40-06.0-S-08-2-A-K-TR](#) [SEAF-50-05.0-L-10-2-A-K-TR](#) [SEAF-30-05.0-L-06-2-A-K-TR](#) [SEAF-40-05.0-S-08-2-A-K-TR](#) [SEAF-20-05.0-S-08-2-A-K-TR](#) [SEAF-50-01-L-06-2-RA-GP-TR](#) [SEAF-10-06.0-L-04-2-A-K-TR](#) [SEAF-50-05.0-S-10-2-A-K-TR](#) [SEAF-20-05.0-S-10-1-A-K-TR](#) [SEAF-30-06.0-S-04-2-A-K-TR](#) [SEAF-20-05.0-S-06-1-A-K-TR](#) [SEAF-30-06.5-S-10-2-A-K-TR](#) [SEAF-40-05.0-L-10-1-A-K-TR](#) [SEAF-20-06.5-S-10-2-A-K-TR](#) [SEAF-40-01-L-10-2-RA-GP-K-TR](#) [SEAF-20-05.0-L-10-2-A-K-TR](#) [SEAF-30-06.5-S-06-2-A-K-TR](#) [SEAF-50-06.0-S-10-2-A-K-TR](#) [SEAF-20-06.0-S-08-2-A-K-TR](#) [SEAF-20-01-L-04-2-RA-TR](#) [SEAF-30-06.5-L-10-1-A-K-TR](#) [SEAF-50-01-L-08-2-RA-K-TR](#) [SEAF-10-06.5-S-04-2-A-K-TR](#) [SEAF-50-05.0-S-04-2-A-K-TR](#) [SEAF-50-05.0-L-06-2-A-K-TR](#) [SEAF-40-06.0-S-06-2-A-K-TR](#) [SEAF-50-01-L-06-2-RA-GP-K-TR](#) [SEAF-50-01-S-10-2-RA-K-TR](#) [SEAF-15-05.0-S-10-2-A-K-TR](#) [SEAF-40-06.5-L-10-1-A-K-TR](#) [SEAF-40-06.0-L-08-2-A-K-TR](#) [SEAF-30-05.0-S-08-2-A-K-TR](#) [SEAF-40-06.0-S-04-2-A-K-TR](#) [SEAF-20-06.0-L-06-2-A-K-TR](#) [SEAF-50-06.0-L-04-2-A-K-TR](#) [SEAF-10-05.0-S-04-2-A-K-TR](#) [SEAF-40-05.0-L-04-1-A-K-TR](#) [SEAF-40-06.0-S-10-2-A-K-TR](#) [SEAF-40-06.5-L-06-2-A-K-TR](#) [SEAF-40-05.0-S-08-1-A-K-TR](#) [SEAF-30-05.0-S-10-2-A-K-TR](#) [SEAF-40-05.0-L-06-2-A-K-TR](#) [SEAF-50-05.0-S-06-2-A-K-TR](#) [SEAF-20-06.5-L-10-2-A-K-TR](#) [SEAF-30-06.5-L-10-2-A-K-TR](#) [SEAF-20-06.0-S-06-2-A-K-TR](#) [SEAF-50-01-L-04-2-RA-GP-TR](#) [SEAF-50-06.0-S-06-2-A-K-TR](#) [SEAF-20-06.5-S-05-2-A-K-TR](#) [SEAF-20-01-L-04-2-RA-GP-TR](#) [SEAF-20-06.5-S-08-2-A-K-TR](#) [SEAF-40-06.0-L-10-2-A-K-TR](#) [SEAF-50-05.0-L-04-2-A-K-TR](#) [SEAF-20-05.0-S-04-2-A-K-TR](#) [SEAF-20-06.5-S-06-2-A-K-TR](#) [SEAF-30-05.0-L-08-2-A-K-TR](#) [SEAF-40-05.0-L-10-2-A-K-TR](#) [SEAF-40-01-L-10-2-RA-GP-TR](#) [SEAF-10-05.0-L-04-2-A-K-TR](#) [SEAF-50-05.0-L-08-2-A-K-TR](#) [SEAF-50-06.0-S-08-2-A-K-TR](#) [SEAF-40-05.0-S-04-2-A-K-TR](#) [SEAF-40-01-L-04-2-RA-GP-TR](#) [SEAF-50-06.0-L-06-2-A-K-TR](#) [SEAF-40-01-L-04-1-RA-GP-TR](#) [SEAF-30-05.0-L-04-2-A-K-TR](#) [SEAF-40-05.0-S-06-2-A-K-TR](#) [SEAF-40-05.0-S-10-1-A-K-TR](#) [SEAF-30-05.0-S-04-2-A-K-TR](#) [SEAF-30-06.5-L-08-2-A-K-TR](#) [SEAF-40-06.5-S-04-2-A-K-TR](#) [SEAF-20-06.0-L-04-2-A-K-TR](#) [SEAF-30-05.0-L-06-2-A-LP-K-TR](#) [SEAF-20-05.0-L-08-2-A-K-TR](#) [SEAF-50-01-L-04-2-RA-TR](#) [SEAF-40-05.0-S-10-2-A-K-TR](#) [SEAF-30-01-L-04-2-RA-GP-TR](#) [SEAF-50-06.5-S-08-2-A-K-TR](#) [SEAF-20-05.0-L-08-1-A-K-TR](#) [SEAF-50-06.5-L-10-2-A-K-TR](#) [SEAF-40-05.0-L-04-2-A-K-TR](#) [SEAF-50-01-S-10-2-RA-GP-K-TR](#) [SEAF-30-06.5-S-04-2-A-K-TR](#) [SEAF-30-06.5-S-08-2-A-K-TR](#) [SEAF-40-05.0-S-06-1-A-K-TR](#) [SEAF-30-06.5-L-06-2-A-K-TR](#) [SEAF-30-05.0-L-04-2-A-LP-K-TR](#) [SEAF-50-01-S-10-1-RA-GP-TR](#) [SEAF-50-06.5-S-10-2-A-K-TR](#) [SEAF-30-06.0-L-06-2-A-K-TR](#) [SEAF-10-06.5-L-04-2-A-K-TR](#) [SEAF-20-05.0-S-06-2-A-K-TR](#) [SEAF-20-06.5-S-04-2-A-K-TR](#) [SEAF-50-05.0-S-06-1-A-K-TR](#) [SEAF-50-01-L-10-2-RA-GP-K-TR](#) [SEAF-20-01-L-06-2-RA-LP-TR](#) [SEAF-20-05.0-S-05-2-A-K-TR](#)